INDUSTRIAL POWER TRANSMISSION

SOUTH PACIFIC CATALOGUE

Improved reliability, reduced downtime, lower replacement costs, less maintenance – these are only some of the benefits experienced by switching to Gates. Whether you use industrial belts, hose, or hydraulics, you can count on Gates to provide the most reliable and cost effective solutions.

Visit the case studies page to see how Gates solved drive problems on applications in various markets across Australia and around the world.

The case studies illustrate how Gates products have reduced costs – both time and money - and increased uptime for plants, factories, mines and other facilities across the country.

If belts are being replaced more than once a year, it's time to analyse the drive. Belt failures not only lead to the cost of replacement belt(s) but result in more expensive associated costs such as unnecessary production losses (downtime) and maintenance.

Contact Gates for a solution. In addition to solving your problem drives, reduced drive weight, higher efficiencies/ energy savings are also achievable with Gates products.

CASE STUDIES

SUCCESS THROUGH EXPERIENCE

www.GatesAustralia.com.au/CaseStudies

INDUSTRIAL POWER TRANSMISSION

THE UNIQUE COMBINATION OF INNOVATION AND TRADITION

Over the years, The Gates Rubber Company has played a lead role in the development of engineered rubber products. It all began in 1917 when John Gates invented the V-belt which revolutionised the methods of power transmission in industrial and automotive machinery.

Then in 1946, Gates developed the first rubber synchronous belt to synchronise the needle and bobbin movement of the Singer sewing machine. Since these two major events, Gates has introduced numerous innovative products, such as Predator® and Poly Chain® GT® Carbon™. With each new product, Gates has helped industry overcome problem belt applications and eliminate maintenance liabilities.

With over forty-nine factories in seventeen countries around the world, Gates advanced manufacturing and research facilities are committed to improving the features of industrial belt products in anticipation of customers' future needs.

Today Gates, in partnership with its distributors, can offer customers the leading range of industrial belt products including V-belts, V-ribbed belts, synchronous belts, tensioners, pulleys, sprockets and complete drive solutions.

In 1998 The Gates Rubber Company firmly established its commitment to the South Pacific Region with a new warehouse and service centre located in South Dandenong, Victoria, Australia. Supporting distributors with a wider range of inventory, providing power transmission training seminars and increasing technical service in the field, which better services customers of Gates.

Why specify Gates?

Gates is dedicated to providing the best quality and most durable products and services in the industrial belt market. Foremost, this requires a thorough understanding of the problems faced by maintenance and engineering professionals today. With each new unique feature, such as concave sidewalls, Flex Bonded tensile cords or a new notch design, Gates has been able to provide the industry with solutions. In its varied industrial applications, the use of Gates industrial belts have extended belt life by thousands of hours.

If you've priced reliability and maintenance, today Gates is your best solution.

GATES INDUSTRIAL POWER TRANSMISSION

Table of Contents

GATES INDUSTRIAL POWER TRANSMISSION

Table of Contents

GATES FEATURES GUIDE
V-BELTS: ENGINEERED FOR PERFORMANCE

While two V-belts may look similar to the casual observer, the engineering and design processes used to create them can vary greatly, leading to vast differences in performance and belt life. With nearly 100 years of experience, Gates V-belt systems are constructed to outperform and outlast competitive products.

This guide will walk you through the advanced features of Gates V-belts, offering tips and product information that illustrate how "not all belts are created equal."

THE SHAPE OF POWER

V-belt Curves

When V-belts are under tension and running in a pulley they change shape. To optimise power transmission, many Gates V-belts are designed with the exclusive Gates Curves feature. Gates Curves consist of three key components: concave sidewalls, radius relief corners and an arched top.

Concave sidewalls assure even contact with the pulley, evenly distributing wear for increased belt life. **Radius relief** reduces corner wear and works in conjunction with the concave sidewalls for uniform tensile loading. The **arched top** provides strength, preventing the "dishing" effect that is found in other belts not engineered for shape change. Because of this, the tensile members work together to carry the load evenly reducing internal stress. The superior Gates Curves work to evenly distribute wear and offer uniform cord support creating more efficient drives and increased service life.

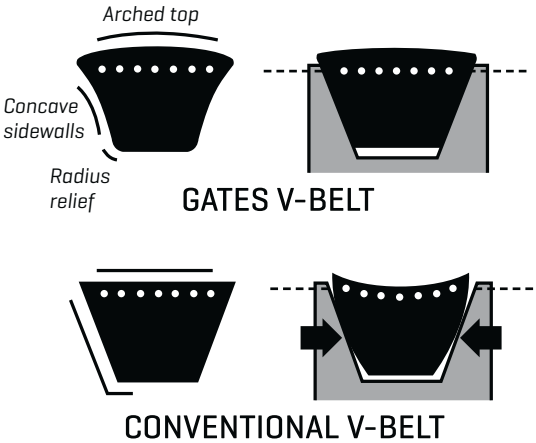

Notched V-Belts

Gates designs notches in belts to reduce the bending stress as the belt wraps around small diameter pulleys, thereby reducing the heat generated by rapid flexing which is one of the causes of premature belt failure. Since most drive systems have high load requirements, belts need more undercord material for tensile cord support. Available in all existing profiles, Gates notched V-belts are constructed to offer support for even load distribution and a longer life. A relatively large, deep notch provides excellent flexibility for bending around pulleys by implementing the notch near the cord line.

While tensile cord support and flexibility are important, proper notch shape and spacing also affect the distribution of stress when the belt bends and can prevent undercord cracking and extend belt life. It is simple to design exclusively for flexibility or cord support, but Gates engineers have devised a belt that addresses both to perform under a wide range of conditions.

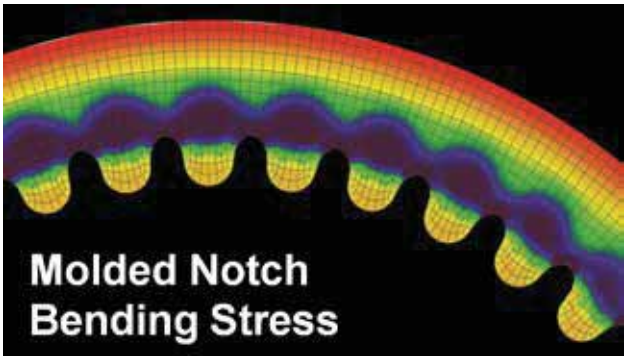

NOT JUST RUBBER

EPDM

While it is important for V-belts to have high-performing physical attributes, it is essential that they are made out of materials that can withstand high temperatures and resist wear. Gates molded notch V-belts are now exclusively constructed with EPDM, a high-performance synthetic rubber compound. Belts made with EPDM offer a 70% broader temperature range compared to other belts and resist hardening to avoid cracking. They meet the Rubber Manufacturers Association (RMA) standards for oil and heat resistance as well as static conductivity.

Expanded Belt Temperature Range

Transverse Rigidity

Every V-belt must have a high level of rigidity across its width so that load is equally transferred by all of the tensile cords. It is equally important that there is a high level of flexibility along the length of the belt to reduce heat build-up and bending stresses. Gates belts are constructed with fibre-loaded rubber (a parallel alignment of fibres in the rubber compound) that allows for this duality. This is especially key in wide variable speed belts due to the lateral force extended by the spring-loaded pulleys found on a typical variable speed drive. The transverse rigidity on Gates V-belts is engineered to allow for better load life capacity and maximum efficiency from the belt.

GATES FEATURES GUIDE
V-BELTS: ENGINEERED FOR PERFORMANCE



STRENGTH MEETS FLEXIBILITY

Flex-Bonded Cords

A strong chemical bond is used between the tensile cord and the belts rubber body, allowing all of the belt materials to function as one unit. The Flex-Bonded cords result in less stretch. The cords cannot creep inside the belt, often the case with low quality belts.

Aramid Cords

Many belts are made with standard polyester cords, but Gates offers V-belts made with Kevlar® or aramid tensile cords. Aramid cords offer a higher tensile strength and can handle a heavier shock load than traditional polyester tensile cords. The fibres reinforce the belt resulting in less stretch over time and less time for re-tensioning, saving both valuable production time and money.

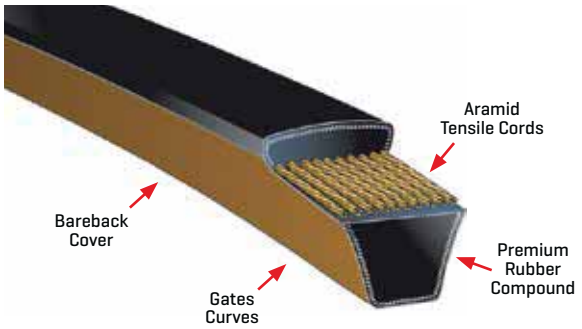

PowerBand® Belts

PowerBand® belts were developed by Gates for drives subjected to pulsating loads, shock loads or extreme vibrations where single belts could flip over. A high-strength tie band permanently joins two or more belts to provide lateral rigidity and allow all of the strands to work together as one unit. This keeps the belts running in a straight line in the pulley grooves and eliminates jumped, flipped, tangled or separated belts.

JUDGE A BELT BY ITS COVER

Flex-Weave® Cover

Belt covers should shield the belt core from destructive forces such as oil, dirt and heat. Gates patented Flex-Weave® cover takes that protection to the next level. Made out of a flexible fabric, treated to maintain a strong chemical bond to the belt core, the Flex-Weave® cover can withstand the stress of constant bending over an extended period of time, offering longer cover life and greater protection of the belt. Other belts are typically made with bias-cut fabric which has a mechanical bond to the belt core that isn't as flexible, making them more likely to split. Gates Flex-Weave® cover is engineered to keep belts running longer for less downtime.

Bare Back Clutching Cover

Many V-belt covers are made with a fabric wrap impregnated with rubber, but Gates Bare Back cover consists of raw cotton nylon blend fabric on the outside and rubber that adheres and sticks on the inside. Ideal for clutching drives, Gates Bare Back cover allows belts to spin freely until engaged, resulting in less heat build-up and less wear.

Gates Predator® V-belts

Gates specifically designed Predator® V-belts for harsh environments and demanding applications where other V-belts may fail. They are extremely robust, have the highest power density of any V-belt and stretch one half as much as standard construction belts making them an ideal choice for use on heavy-duty applications such as wood, saw mill equipment and rock crushers.

POLY CHAIN® GT® CARBON™

Polyurethane synchronous belt with carbon fibre cords

Poly Chain® GT® Carbon™, Gates most powerful synchronous belt, has been designed for optimum performance on high torque, low speed drives in any industrial application. This lightweight belt features increased power ratings of up to 30% higher than previous constructions, while maintaining the same long service life.

Poly Chain® GT® Carbon™ belts operate on Poly Chain® GT® sprockets and do not require any adaptation of existing GT2 applications.

Poly Chain® GT® Carbon™ belt construction is based on innovative state-of-the-art design. The body and teeth of the belt are made of a unique polyurethane compound, making the belt tough and virtually immune to abrasion and chemical attack.

Ideal for washdown environments when used with Gates nickel plated or stainless steel hardware.

Poly Chain® GT® Carbon™ belts make an excellent alternative to roller chains, requiring neither re-tensioning nor lubrication. Space-saving, weight-saving and money-saving, Poly Chain® GT® Carbon™ drives offer a long and reliable service life.

Construction

> Teeth and body are made of a lightweight polyurethane compound, specially blended for adhesion to the cords and fabric.

> The carbon fibre tensile cords provide extraordinary power carrying capacity.

> Flex fatigue life of carbon is exceptional, and its high impact strength withstands shocks and surge loading.

Advantages

> Maintenance free.
> 400% greater capacity than HTD belts.
> 5% energy savings over V-belts.
> 99% efficiency for life of the drive.
> Cut maintenance and downtime.
> Carbon cords easily handle shock loads.
> Reduce weight and overhung loads.
> Over 120,000 possible drive combinations.
> Inert to most acids, chemicals and water.
> No need for constant re-tensioning.
> Excellent problem solver.
> Back idlers can be used.

Temperature Range

-54°C to +85°C

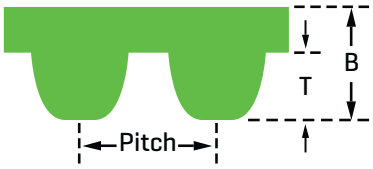

POLY CHAIN® GT® CARBON™ PITCH SIZES			
	Pitch (mm)	T (mm)	B (mm)
8MGT	8	3.4	5.9
14MGT	14	6.0	10.2

The Ideal Roller Chain Replacement

> Width-for-width roller chain conversions.
> No stretch.
> No lubrication.
> No re-tensioning.
> Outlasts roller chain up to 4 to 1.
> Outlasts roller chain sprockets 10 to 1.
> Inside and backside idlers can be used.

POLY CHAIN® GT® CARBON™ ORDERING CODE IS COMPOSED AS FOLLOWS:	
8MGT-640-12	
8MGT	-Pitch 8mm
640	-Pitch length (mm)
12	-Belt width (mm)

POLY CHAIN® CASE STUDY

Processing equipment application

End Market Industry

Chicken Processing Plant

Application

Processing equipment main drive conveyor in cold room

1kW @ 41rpm

Original Components

Chain = 5/8" simplex roller chain

DriveR Sprocket = 17 Tooth

DriveN Sprocket = 66 Tooth

Problem

This roller chain drive required constant washing down. The chain was not lasting more than six months in this application before needing to be replaced. The chain would rust which is a contamination issue in this food grade environment.

Solution Description

Belt = 8MGT-1440-36 Poly Chain® GT® Carbon™

DriveR Sprocket = 36 tooth

DriveN Sprocket = 140 tooth

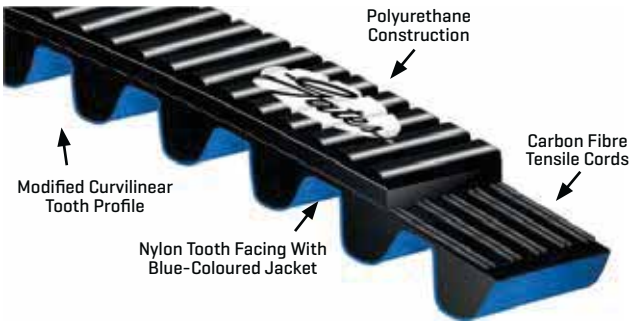

Benefits of Gates Product

The Poly Chain® GT® Carbon™ drive has been running for 12 months not requiring any maintenance.

The washdown environment is no issue for the belt and it requires no lubrication.

Other roller chain applications in the chicken processing plant are now being reviewed for conversions to Poly Chain® GT® Carbon™ drives.

Before

After

POLY CHAIN® GT® CARBON™

8MGT		
Pitch 8mm		
Pitch & Length Designation	Pitch Length (mm)	No. of Teeth
8MGT-640	640	80
8MGT-720	720	90
8MGT-800	800	100
8MGT-896	896	112
8MGT-960	960	120
8MGT-1000	1000	125
8MGT-1040	1040	130
8MGT-1120	1120	140
8MGT-1200	1200	150
8MGT-1224	1224	153
8MGT-1280	1280	160
8MGT-1440	1440	180
8MGT-1600	1600	200
8MGT-1760	1760	220
8MGT-1792	1792	224
8MGT-2000	2000	250
8MGT-2200	2200	275
8MGT-2240	2240	280
8MGT-2400	2400	300
8MGT-2520	2520	315
8MGT-2600	2600	325
8MGT-2800	2800	350
8MGT-2840	2840	355
8MGT-3048	3048	381
8MGT-3200	3200	400
8MGT-3280	3280	410
8MGT-3600	3600	450
8MGT-4000	4000	500
8MGT-4400	4400	550
8MGT-4480	4480	560

Available in widths of

12mm, 21mm, 36mm, 62mm.

NOTE:
Other belt widths available on request (minimum order quantities may apply).

14MGT		
Pitch 14mm		
Pitch & Length Designation	Pitch Length (mm)	No. of Teeth
14MGT-994	994	71
14MGT-1120	1120	80
14MGT-1190	1190	85
14MGT-1260	1260	90
14MGT-1400	1400	100
14MGT-1568	1568	112
14MGT-1610	1610	115
14MGT-1750	1750	125
14MGT-1890	1890	135
14MGT-1960	1960	140
14MGT-2100	2100	150
14MGT-2240	2240	160
14MGT-2310	2310	165
14MGT-2380	2380	170
14MGT-2450	2450	175
14MGT-2520	2520	180
14MGT-2590	2590	185
14MGT-2660	2660	190
14MGT-2730	2730	195
14MGT-2800	2800	200
14MGT-2828	2828	202
14MGT-3136	3136	224
14MGT-3304	3304	236
14MGT-3360	3360	240
14MGT-3500	3500	250
14MGT-3850	3850	275
14MGT-3920	3920	280
14MGT-4326	4326	309
14MGT-4410	4410	315

Available in widths of

20mm, 37mm, 68mm, 90mm, 125mm.

NOTE:
Other belt widths available on request (minimum order quantities may apply).

***Conditions Apply.**
Contact Gates Customer Service for details.

NARROWER WIDTHS, SAME CAPACITY

POLY CHAIN® CARBON™ VOLT®

Static conductive polyurethane synchronous belt with carbon fibre cords

The power you want, the safety you never had.

Poly Chain® Carbon™ Volt® belts deliver unmatched antistatic performance.

Antistatic power transmission belts are a must in volatile environments. Power transmission belts that meet the ISO 9563 standard for static conductivity are only required to meet that level when new. As soon as the belts are in use, their antistatic properties decrease – dramatically.

Now you have a safer - and stronger - option. Gates Poly Chain® Carbon™ Volt® belts deliver the power and performance you expect only from a Gates Poly Chain® belt system, as well as an industry-leading reliable dissipation of electrostatic charges.

Ideally suited on ACHE (air cooled heat exchangers) for maximum efficiency and optimum air flow. 8GTV and 14GTV are static conductive to ISO 9563 and are the ultimate belt solution for use in petroleum and liquid natural gas plants.

Also suitable for replacing belt and roller chain drives in explosive environments such as flour, sugar and grain processing plants.

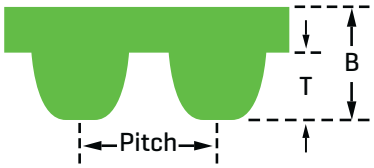

POLY CHAIN® CARBON™ VOLT® PITCH SIZES			
	Pitch mm	T (mm)	B (mm)
8GTV	8	3.4	5.9
14GTV	14	6.0	10.2



Construction

> Patented static conductive construction.
> Teeth and body are made of a lightweight polyurethane compound, specially blended for adhesion to the cords and fabric.
> Patent pending antistatic black tooth jacket.
> The carbon fibre tensile cords provide extraordinary power carrying capacity.
> Flex fatigue life of carbon is exceptional, and its high impact strength withstands shocks and surge loading.

Advantages

> Static conductive to ISO 9563 throughout the lifetime of the belt.
> Maintenance free.
> 400% greater capacity than HTD belts.
> 5% energy savings over V-belts.
> 99% efficiency for life of the drive.
> Cut maintenance and downtime.
> Carbon cords easily handle shock loads.
> Reduce weight and overhung loads.
> Over 120,000 possible drive combinations.
> Inert to most acids, chemicals and water.
> No need for constant re-tensioning.
> Excellent problem solver.
> Back idlers can be used.

Temperature Range

-54°C to +85°C®

POLY CHAIN® CARBON™ VOLT® ORDERING CODE IS COMPOSED AS FOLLOWS:	
14GTV-4326-37	
14GTV	- Pitch 14mm
4326	- Pitch length (mm)
37	- Belt width (mm)

Poly Chain® Carbon™ Volt® is available in all of the same lengths and widths as our Poly Chain® GT® Carbon™ belts.

POLY CHAIN® GT® SPROCKETS

Synchronous belt sprockets

Poly Chain® GT® sprockets use the tooth profile designed and developed by the Gates Corporation. The Poly Chain® GT® sprockets operate with the Gates Poly Chain® GT® Carbon™ belts and all previous generations.

NOTE:
Poly Chain® GT® sprockets sourced from Gates USA have an X in the description, eg. 8MX-40S-12. These sprockets have the same tooth profile as our standard European stocked range, eg. 8M-40S-12.

Poly Chain® GT® sprockets not sourced from Gates void performance guarantees, warranty claims and the 90 day risk free guarantee.

Construction

> Smaller diameter sprockets are flanged.

> Constructions are pilot bore or suit a taper bush.

Advantages

> Precise sprocket design produces positive, press fit to shaft.

> Smaller, narrower sprockets save shaft space, keep the load closer to bearing and extend life of reducer.

> Poly Chain® GT® sprockets keep overhung load below manufacturer's recommendation.

> Sprockets are precision manufactured and static balanced.

POLY CHAIN® GT® SPROCKET ORDERING CODE IS AS FOLLOWS	
8M-36S-36PB	
8M	- Pitch (8mm)
36	- 36 teeth
S	- Poly Chain® GT® sprocket
36	- To suit belt width (mm)
PB	- Pilot Bore construction (optional)



SPROCKET TYPES

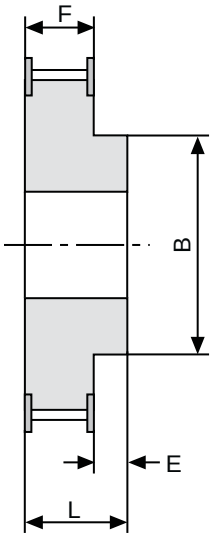

Type 1F

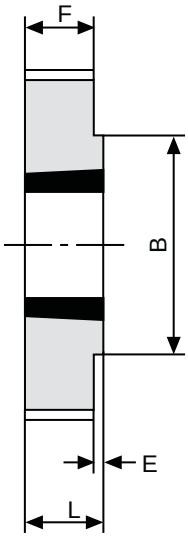

Type 2

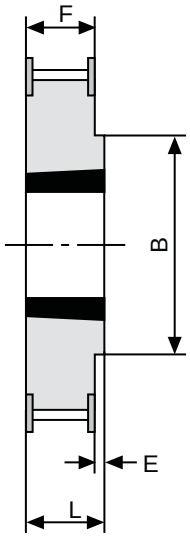

Type 2F

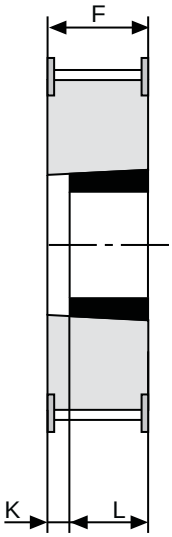

Type 3F

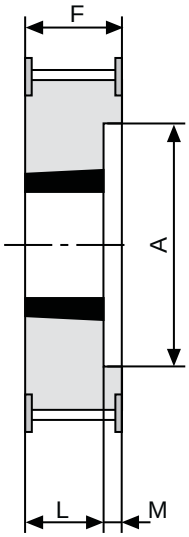

Type 5F

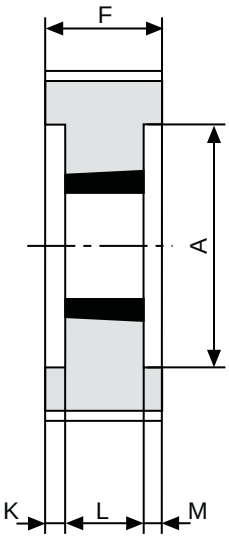

Type 6

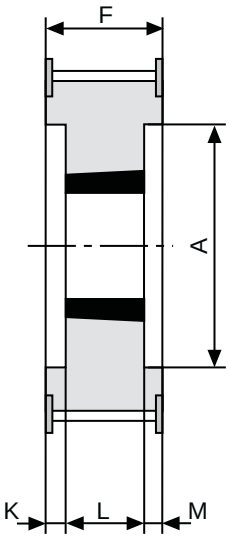

Type 6F

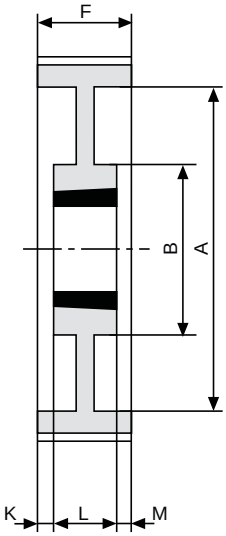

Type 7

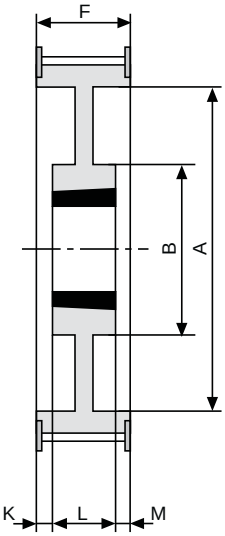

Type 7F

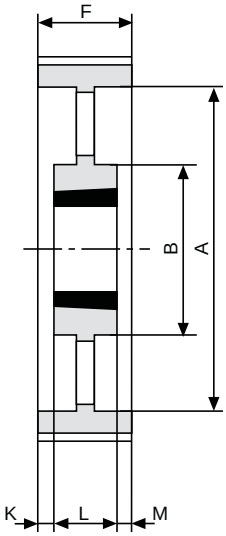

Type 8

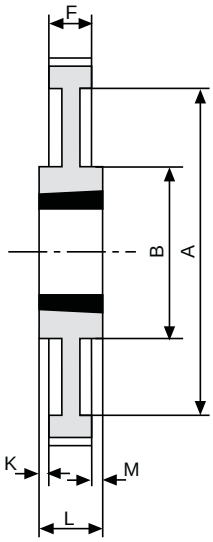

Type 9

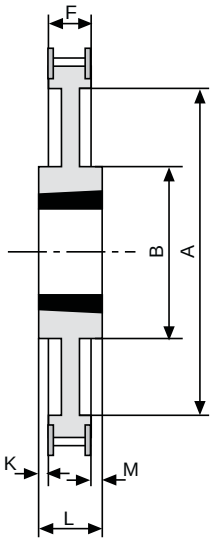

Type 9F

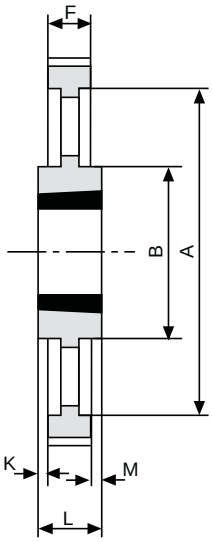

Type 10

POLY CHAIN® GT® SPROCKETS

8MGT

12mm wide

Sprocket Designation	No. of Teeth	Sprocket Type	Bush No.	Max Bore (mm)	Diameters Pitch (mm)	Diameters Outside (mm)	Diameters Flange (mm)	A (mm)	B (mm)	E (mm)	F (mm)	K (mm)	L (mm)	M (mm)	Weight (kg)	Material	Gates Source
8M-22S-12PB	22	1F	PB	30.18	56.03	54.43	66.29	-	45.47	11.68	21.59	-	33.27	-	0.45	DI	USA
8M-22S-12	22	5F	1008	25.40	56.03	54.43	66.29	-	-	-	22.35	-	22.10	0.25	0.18	DI	USA
8M-25S-12PB	25	1F	PB	38.10	63.65	62.05	73.91	-	52.83	11.68	21.59	-	33.27	-	0.64	DI	USA
8M-25S-12	25	5F	1108	28.00	63.65	62.05	73.91	-	-	-	22.35	-	22.10	0.25	0.27	GI	USA
8M-26S-12	26	5F	1108	28.00	66.22	64.62	73.81	-	-	-	22.35	-	22.35	0.00	0.27	GI	USA
8M-27S-12	27	5F	1108	28.00	68.76	67.16	81.46	-	-	-	22.35	-	22.35	0.00	0.32	GI	USA
8M-28S-12PB	28	1F	PB	44.45	71.30	69.70	81.53	-	59.44	11.68	21.59	-	33.27	-	0.82	DI	USA
8M-28S-12	28	2F	1108	28.00	71.30	69.70	75.00	-	56.00	2.00	20.00	-	22.00	-	0.37	ST	EUROPE
8M-29S-12	29	5F	1108	28.00	73.84	72.24	78.49	-	-	-	22.35	-	22.35	0.00	0.50	GI	USA
8M-30S-12PB	30	1F	PB	46.05	76.40	74.80	86.61	-	64.52	14.48	21.59	-	36.07	-	1.00	DI	USA
8M-30S-12	30	2F	1210	32.00	76.39	74.79	82.50	-	60.00	5.00	20.00	-	25.00	-	0.41	ST	EUROPE
8M-31S-12	31	5F	1210	32.00	78.94	77.34	84.53	-	-	-	25.40	-	25.40	0.00	0.50	GI	USA
8M-32S-12PB	32	1F	PB	50.80	81.48	79.88	91.69	-	69.34	14.48	21.59	-	36.07	-	1.14	DI	USA
8M-32S-12	32	2F	1610	42.00	81.49	79.89	87.00	-	66.00	5.00	20.00	-	25.00	-	0.37	ST	EUROPE
8M-33S-12	33	5F	1610	42.00	84.02	82.42	90.58	-	-	-	25.40	-	25.40	0.00	0.50	DI	USA
8M-34S-12	34	2F	1610	42.00	86.58	84.98	91.00	-	69.00	5.00	20.00	-	25.00	-	0.45	ST	EUROPE
8M-35S-12	35	5F	1610	42.00	89.13	87.53	96.65	-	-	-	25.40	-	25.40	0.00	0.59	GI	USA
8M-36S-12	36	5F	1610	42.00	91.67	90.07	101.85	-	-	-	25.40	-	25.40	0.00	0.64	GI	USA
8M-37S-12	37	5F	1610	42.00	94.21	92.61	102.72	-	-	-	25.40	-	25.40	0.00	0.73	GI	USA
8M-38S-12	38	5F	1610	42.00	96.77	95.17	106.93	-	-	-	25.40	-	25.40	0.00	0.77	GI	USA
8M-39S-12	39	5F	1610	42.00	99.31	97.71	112.01	-	-	-	25.40	-	25.40	0.00	0.86	GI	USA
8M-40S-12	40	2F	1610	42.00	101.86	100.26	106.00	-	85.00	5.00	20.00	-	25.00	-	0.82	ST	EUROPE
8M-40S-12	40	2F	2012	50.00	101.85	100.25	112.01	-	90.42	10.16	21.59	-	31.75	-	0.77	DI	USA
8M-41S-12	41	2F	2012	50.00	104.39	102.79	114.81	-	92.58	10.16	21.59	-	31.75	-	1.05	DI	USA
8M-42S-12	42	2F	2012	50.00	106.96	105.36	124.71	-	95.50	10.16	21.59	-	31.75	-	0.95	GI	USA
8M-45S-12	45	2F	2012	50.00	114.58	112.98	124.71	-	95.50	10.16	21.59	-	31.75	-	1.18	GI	USA
8M-48S-12	48	2F	2012	50.00	122.22	120.62	132.33	-	95.50	10.16	21.59	-	31.75	-	1.55	GI	USA
8M-50S-12	50	2F	2012	50.00	127.33	125.73	137.41	-	95.50	10.16	21.59	-	31.75	-	1.68	GI	USA
8M-53S-12	53	2F	2012	50.00	134.98	133.38	139.70	-	95.50	10.16	21.59	-	31.75	-	2.14	GI	USA
8M-56S-12	56	2F	2012	50.00	142.60	141.00	152.65	-	95.50	10.16	21.59	-	31.75	-	2.45	GI	USA
8M-60S-12	60	2F	2012	50.00	152.78	151.18	162.81	-	95.50	10.16	21.59	-	31.75	-	2.86	GI	USA
8M-63S-12	63	9	2012	50.00	160.43	158.83	170.69	145.03	101.60	-	21.59	-	31.75	10.16	1.86	GI	USA
8M-64S-12	64	2F	2012	50.00	162.97	161.37	168.00	-	111.00	12.00	20.00	-	32.00	-	2.70	CI	EUROPE
8M-67S-12	67	9	2012	50.00	170.61	169.01	174.50	155.96	101.60	-	21.59	-	31.75	10.16	1.95	GI	USA
8M-71S-12	71	9	2012	50.00	180.80	179.20	190.50	165.35	101.60	-	21.59	-	31.75	10.16	2.14	GI	USA
8M-75S-12	75	9	2012	50.00	190.98	189.38	201.17	175.26	101.60	-	21.59	-	31.75	10.16	2.32	GI	USA
8M-80S-12	80	9	2012	50.00	203.71	202.11	213.87	183.64	101.60	-	21.59	-	31.75	10.16	2.64	GI	USA
8M-90S-12	90	10	2012	50.00	229.18	227.58	-	204.47	101.60	-	21.59	-	31.75	10.16	3.64	GI	USA
8M-112S-12	112	10	2012	50.00	285.22	283.62	-	260.35	101.60	-	21.59	-	31.75	10.16	5.45	GI	USA
8M-140S-12	140	10	2012	50.00	356.51	354.91	-	303.78	111.25	-	21.59	-	31.75	10.16	7.73	GI	USA

NOTE:
PB = Plain Bore (Pilot Bore)
Material: GI - Grey Iron, DI - Ductile Iron, ST - Steel, NP - Nickel Plated, CI - Cast Iron.
Pulleys of cast iron or steel material can be supplied.
Pulleys of either material provide required durability and service life.
Gates reserves the right to supply pulleys of either material against orders for standard pulleys.
Nickel Plated sprockets are made to order please contact Gates Customer Service for a quotation.
For peripheral speeds greater than 40 m/sec consult Gates.

POLY CHAIN® GT® SPROCKETS

8MGT																		
21mm wide																		
Sprocket Designation	No. of Teeth	Sprocket Type	Bush No.	Max Bore (mm)	Diameters			A (mm)	B (mm)	E (mm)	F (mm)	K (mm)	L (mm)	M (mm)	Weight (kg)	Material	Gates Source
					Pitch (mm)	Outside (mm)	Flange (mm)										
8M-22S-21PB	22	1F	PB	30.18	56.03	54.43	66.29	-	45.47	11.43	30.48	-	41.91	-	0.59	DI	USA
8M-22S-21	22	5F	1008	25.40	56.03	54.43	66.29	41.40	-	-	30.48	-	22.10	8.38	0.27	DI, NP	USA
8M-25S-21PB	25	1F	PB	38.10	63.65	62.05	73.91	-	52.83	11.43	30.48	-	41.91	-	0.82	DI	USA
8M-25S-21	25	3F	1108	28.00	63.66	62.06	70.00	-	-	-	30.00	8.00	22.00	-	0.36	ST	EUROPE
8M-26S-21	26	5F	1108	28.00	66.22	64.62	73.81	46.99	-	-	30.48	-	22.35	8.13	0.36	GI, NP	USA
8M-27S-21	27	5F	1108	28.00	68.76	67.16	81.46	49.53	-	-	30.48	-	22.35	8.13	0.41	GI, NP	USA
8M-28S-21PB	28	1F	PB	44.45	71.30	69.70	81.53	-	59.44	11.43	30.48	-	41.91	-	1.05	DI	USA
8M-28S-21	28	3F	1210	32.00	71.30	69.70	75.00	-	-	-	30.00	5.00	25.00	-	0.41	ST	EUROPE
8M-29S-21	29	5F	1108	28.00	73.84	72.24	78.49	54.61	-	-	30.48	-	22.35	8.13	0.45	GI, NP	USA
8M-30S-21PB	30	1F	PB	46.05	76.40	74.80	86.61	-	64.52	14.48	30.48	-	44.96	-	1.27	DI	USA
8M-30S-21	30	3F	1210	32.00	76.39	74.79	82.50	-	-	-	30.00	5.00	25.00	-	0.56	ST	EUROPE
8M-31S-21	31	5F	1210	32.00	78.94	77.34	84.53	59.69	-	-	30.48	-	25.40	5.08	0.50	GI, NP	USA
8M-32S-21PB	32	1F	PB	50.80	81.48	79.88	91.69	-	69.34	14.48	30.48	-	44.96	-	1.45	DI	USA
8M-32S-21	32	3F	1610	42.00	81.49	79.89	87.00	-	-	-	30.00	5.00	25.00	-	0.52	ST	EUROPE
8M-33S-21	33	5F	1610	42.00	84.02	82.42	90.58	66.04	-	-	30.48	-	25.40	5.08	0.50	DI, NP	USA
8M-34S-21	34	5F	1610	42.00	86.59	84.99	96.77	67.56	-	-	30.48	-	25.40	5.08	0.64	DI, NP	USA
8M-35S-21	35	5F	1610	42.00	89.13	87.53	96.65	69.85	-	-	30.48	-	25.40	5.08	0.59	GI, NP	USA
8M-36S-21	36	5F	1610	42.00	91.67	90.07	101.85	75.18	-	-	30.48	-	25.40	5.08	0.75	DI, NP	USA
8M-37S-21	37	5F	1610	42.00	94.21	92.61	102.72	74.93	-	-	30.48	-	25.40	5.08	0.73	GI, NP	USA
8M-38S-21	38	5F	1610	42.00	96.77	95.17	106.93	80.01	-	-	30.48	-	25.40	5.08	0.86	DI, NP	USA
8M-39S-21	39	5F	1610	42.00	99.31	97.71	112.01	79.76	-	-	30.48	-	25.40	5.08	0.86	GI, NP	USA
8M-40S-21	40	3F	1610	42.00	101.86	100.26	106.00	-	-	-	30.00	5.00	25.00	-	1.06	ST	EUROPE
8M-40S-21	40	5F	2012	50.00	101.85	100.25	112.01	-	-	-	31.75	-	31.75	0.00	0.91	DI, NP	USA
8M-41S-21	41	2F	2012	50.00	104.39	102.79	114.81	-	86.36	1.27	30.48	-	31.75	-	1.05	DI, NP	USA
8M-42S-21	42	5F	2012	50.00	106.96	105.36	124.71	-	-	-	31.75	-	31.75	0.00	1.09	GI, NP	USA
8M-45S-21	45	5F	2012	50.00	114.58	112.98	124.71	-	-	-	31.75	-	31.75	0.00	1.36	GI, NP	USA
8M-48S-21	48	5F	2012	50.00	122.22	120.62	132.33	-	-	-	31.75	-	31.75	0.00	1.68	GI, NP	USA
8M-50S-21	50	5F	2012	50.00	127.33	125.73	137.41	-	-	-	31.75	-	31.75	0.00	1.91	GI, NP	USA
8M-53S-21	53	5F	2012	50.00	134.98	133.38	139.70	-	-	-	31.75	-	31.75	0.00	2.27	GI, NP	USA
8M-56S-21	56	5F	2012	50.00	142.60	141.00	152.65	-	-	-	31.75	-	31.75	0.00	2.64	GI, NP	USA
8M-60S-21	60	2F	2517	60.00	152.79	151.19	158.00	-	124.00	15.00	30.00	-	45.00	-	3.20	ST	EUROPE
8M-63S-21	63	9	2012	50.00	160.43	158.83	170.69	145.03	95.50	-	30.48	-	31.75	1.27	1.86	GI, NP	USA
8M-64S-21	64	2F	2517	60.00	162.97	161.37	168.00	-	124.00	15.00	30.00	-	45.00	-	3.80	ST	EUROPE
8M-75S-21	75	2	2517	60.00	190.99	189.39	-	-	124.00	15.00	30.00	-	45.00	-	5.20	CI	EUROPE
8M-80S-21	80	2	2517	60.00	203.72	202.12	-	-	124.00	15.00	30.00	-	45.00	-	6.00	CI	EUROPE
8M-90S-21	90	9	2517	60.00	229.18	227.58	-	198.00	124.00	-	30.00	7.50	45.00	7.50	5.40	CI	EUROPE
8M-112S-21	112	9	2517	60.00	285.21	283.61	-	253.00	124.00	-	30.00	7.50	45.00	7.50	7.40	CI	EUROPE
8M-140S-21	140	10	3020	75.00	356.51	354.91	-	324.00	150.00	-	30.00	10.50	51.00	10.50	9.00	CI	EUROPE
8M-180S-21	180	10	3020	75.00	458.37	456.77	-	393.45	158.75	-	30.48	-	50.80	20.32	17.73	GI, NP	USA
8M-224S-21	224	10	3020	75.00	570.41	568.81	-	504.44	158.75	-	30.48	-	50.80	20.32	24.27	GI, NP	USA

NOTE:
PB = Plain Bore (Pilot Bore)
Material: GI - Grey Iron, DI - Ductile Iron, ST - Steel, NP - Nickel Plated, CI - Cast Iron.
Pulleys of cast iron or steel material can be supplied.
Pulleys of either material provide required durability and service life.
Gates reserves the right to supply pulleys of either material against orders for standard pulleys.
Nickel Plated sprockets are made to order please contact Gates Customer Service for a quotation.
For peripheral speeds greater than 40 m/sec consult Gates.

POLY CHAIN® GT® SPROCKETS

8MGT

36mm wide

Sprocket Designation	No. of Teeth	Sprocket Type	Bush No.	Max Bore (mm)	Diameters Pitch (mm)	Diameters Outside (mm)	Diameters Flange (mm)	A (mm)	B (mm)	E (mm)	F (mm)	K (mm)	L (mm)	M (mm)	Weight (kg)	Material	Gates Source
8M-22S-36PB	22	1F	PB	30.18	56.03	54.43	66.29	-	45.47	14.73	47.24	-	61.98	-	0.91	DI	USA
8M-25S-36PB	25	1F	PB	38.10	63.65	62.05	73.91	-	52.83	14.73	47.24	-	61.98	-	1.23	DI	USA
8M-28S-36PB	28	1F	PB	44.45	71.30	69.70	81.53	-	59.44	14.73	47.24	-	61.98	-	1.55	DI	USA
8M-28S-36	28	3F	1210	32.00	71.30	69.70	75.00	-	-	-	45.00	-	-	-	0.64	ST	EUROPE
8M-30S-36PB	30	1F	PB	46.05	76.40	74.80	86.61	-	64.52	14.73	47.24	-	61.98	-	1.77	DI	USA
8M-30S-36	30	3F	1610	42.00	76.39	74.79	82.50	-	-	-	45.00	-	-	-	0.59	ST	EUROPE
8M-32S-36PB	32	1F	PB	50.80	81.48	79.88	91.69	-	69.34	14.73	47.24	-	61.98	-	2.05	DI	USA
8M-32S-36	32	3F	1610	42.00	81.49	79.89	87.00	-	-	-	45.00	-	-	-	0.79	ST	EUROPE
8M-33S-36	33	5F	1610	42.00	84.02	82.42	90.58	65.02	-	-	47.24	-	25.40	21.84	1.50	DI	USA
8M-34S-36PB	34	1F	PB	53.98	86.59	84.99	96.77	-	71.63	14.99	47.24	-	62.23	-	2.32	DI	USA
8M-34S-36	34	3F	1610	42.00	86.58	84.98	91.00	-	-	-	45.00	-	-	-	0.93	ST	EUROPE
8M-35S-36	35	5F	1610	42.00	89.13	87.53	96.65	70.10	-	-	47.24	-	25.40	21.84	1.60	DI	USA
8M-36S-36PB	36	1F	PB	58.75	91.67	90.07	101.85	-	79.50	16.51	47.24	-	63.75	-	2.68	DI	USA
8M-36S-36	36	3F	1610	42.00	91.67	90.07	97.00	-	-	-	45.00	-	-	-	1.15	ST	EUROPE
8M-37S-36	37	5F	1610	42.00	94.21	92.61	102.72	73.66	-	-	47.24	-	25.40	21.84	1.72	GI	USA
8M-38S-36PB	38	1F	PB	61.93	96.77	95.17	106.93	-	84.33	16.51	47.24	-	63.75	-	3.05	DI	USA
8M-38S-36	38	3F	1610	42.00	96.77	95.17	102.00	-	-	-	45.00	-	-	-	1.39	ST	EUROPE
8M-39S-36	39	5F	1610	42.00	99.31	97.71	112.01	78.74	-	-	47.24	-	25.40	21.84	1.78	GI	USA
8M-40S-36	40	5F	2012	50.00	101.85	100.25	112.01	85.09	-	-	47.24	-	31.75	15.49	1.14	DI	USA
8M-41S-36	41	5F	2012	50.00	104.39	102.79	114.81	85.34	-	-	47.24	-	34.29	12.95	1.87	DI	USA
8M-42S-36	42	5F	2012	50.00	106.96	105.36	124.71	91.95	-	-	47.24	-	31.75	15.49	1.27	DI	USA
8M-45S-36	45	3F	2012	50.00	114.59	112.99	120.00	-	-	-	45.00	-	-	-	1.87	ST	EUROPE
8M-48S-36	48	5F	2012	50.00	122.22	120.62	132.33	105.16	-	-	47.24	-	31.75	15.49	1.95	GI	USA
8M-50S-36	50	5F	2012	50.00	127.33	125.73	137.41	104.90	-	-	47.24	-	31.75	15.49	2.32	GI	USA
8M-53S-36	53	5F	2012	50.00	134.98	133.38	139.70	120.90	-	-	47.24	-	31.75	15.49	2.50	GI	USA
8M-56S-36	56	3F	2517	60.00	142.60	141.00	150.00	-	-	-	45.00	-	-	-	3.00	ST	EUROPE
8M-60S-36	60	3F	2517	60.00	152.79	151.19	158.00	-	-	-	45.00	-	-	-	3.80	ST	EUROPE
8M-64S-36	64	3F	2517	60.00	161.97	161.37	168.00	-	-	-	45.00	-	-	-	4.50	ST	EUROPE
8M-75S-36	75	2	3020	75.00	190.99	189.39	-	-	150.00	6.00	45.00	-	51.00	-	6.20	CI	EUROPE
8M-80S-36	80	2F	3020	75.00	203.71	202.11	213.87	-	146.05	3.56	47.24	-	50.80	-	8.14	GI	USA
8M-90S-36	90	9	3020	75.00	229.18	227.58	-	197.00	150.00	-	45.00	3.00	51.00	3.00	7.20	CI	EUROPE
8M-112S-36	112	10	3020	75.00	285.22	283.62	-	248.92	146.05	-	47.24	-	50.80	3.56	10.32	GI	USA
8M-140S-36	140	10	3020	75.00	356.51	354.91	-	324.00	150.00	-	45.00	3.00	51.00	3.00	12.70	CI	EUROPE
8M-168S-36	168	10	3525	100.00	427.81	426.21	-	396.00	198.00	-	45.00	10.00	65.00	10.00	21.50	CI	EUROPE
8M-180S-36	180	10	3020	75.00	458.37	456.77	-	388.87	158.75	-	47.24	-	50.80	3.56	24.73	GI	USA
8M-192S-36	192	10	3525	100.00	488.92	487.32	-	457.00	198.00	-	45.00	10.00	65.00	10.00	27.00	CI	EUROPE

NOTE:
PB = Plain Bore (Pilot Bore)
Material: GI - Grey Iron, DI - Ductile Iron, ST - Steel, NP - Nickel Plated, CI - Cast Iron.
Pulleys of cast iron or steel material can be supplied.
Pulleys of either material provide required durability and service life.
Gates reserves the right to supply pulleys of either material against orders for standard pulleys.
Nickel Plated sprockets are made to order please contact Gates Customer Service for a quotation.
For peripheral speeds greater than 40 m/sec consult Gates.

POLY CHAIN® GT® SPROCKETS

8MGT																		
62mm wide																		
Sprocket Designation	No. of Teeth	Sprocket Type	Bush No.	Max Bore (mm)	Diameters			A (mm)	B (mm)	E (mm)	F (mm)	K (mm)	L (mm)	M (mm)	Weight (kg)	Material	Gates Source
					Pitch (mm)	Outside (mm)	Flange (mm)										
8M-22S-62PB	22	1F	PB	30.18	56.03	54.43	66.29	-	45.47	16.51	73.91	-	90.42	-	1.09	DI	USA
8M-25S-62PB	25	1F	PB	38.10	63.65	62.05	73.91	-	52.83	16.51	73.91	-	90.42	-	1.55	DI	USA
8M-28S-62PB	28	1F	PB	44.45	71.30	69.70	81.53	-	59.44	16.51	73.91	-	90.42	-	2.05	DI	USA
8M-30S-62PB	30	1F	PB	46.05	76.40	74.80	86.61	-	64.52	14.73	74.17	-	88.90	-	2.36	DI	USA
8M-32S-62PB	32	1F	PB	50.80	81.48	79.88	91.69	-	69.34	14.99	73.91	-	88.90	-	2.77	DI	USA
8M-34S-62PB	34	1F	PB	55.00	86.58	84.98	91.00	-	69.00	12.00	72.00	-	84.00	-	3.00	ST	EUROPE
8M-34S-62	34	5F	1610	42.00	86.59	84.99	96.77	67.56	-	-	73.91	-	25.40	48.51	1.18	DI	USA
8M-36S-62PB	36	1F	PB	60.00	91.67	90.07	97.00	-	76.00	12.00	72.00	-	84.00	-	3.40	ST	EUROPE
8M-36S-62	36	5F	1610	42.00	91.67	90.07	101.85	75.18	-	-	73.91	-	25.40	48.51	1.27	DI	USA
8M-38S-62PB	38	1F	PB	60.00	96.77	95.17	102.00	-	78.00	12.00	72.00	-	84.00	-	3.80	ST	EUROPE
8M-38S-62	38	5F	1610	42.00	96.77	95.17	106.93	80.01	-	-	73.91	-	25.40	48.51	1.41	DI	USA
8M-40S-62PB	40	1F	PB	65.10	101.85	100.25	112.01	-	89.41	18.29	73.91	-	92.20	-	4.68	DI	USA
8M-40S-62	40	5F	2012	50.00	101.85	100.25	112.01	85.09	-	-	73.91	-	31.75	42.16	1.50	DI	USA
8M-42S-62PB	42	1F	PB	69.85	106.96	105.36	124.71	-	96.27	18.29	73.91	-	92.20	-	5.27	DI	USA
8M-42S-62	42	5F	2012	50.00	106.96	105.36	124.71	91.95	-	-	73.91	-	31.75	42.16	1.64	DI	USA
8M-45S-62PB	45	1F	PB	69.85	114.58	112.98	124.71	-	96.27	18.29	73.91	-	92.20	-	5.95	DI	USA
8M-45S-62	45	5F	2012	50.00	114.58	112.98	124.71	91.95	-	-	73.91	-	31.75	42.16	2.32	DI	USA
8M-48S-62	48	3F	2517	60.00	122.23	120.63	128.00	-	-	-	72.00	-	-	-	2.90	ST	EUROPE
8M-50S-62	50	3F	2517	60.00	127.32	125.72	135.00	-	-	-	72.00	-	-	-	3.25	ST	EUROPE
8M-56S-62	56	6F	2517	60.00	142.60	141.00	150.00	111.00	-	-	72.00	13.50	45.00	13.50	3.90	CI	EUROPE
8M-60S-62	60	6F	2517	60.00	152.79	151.19	158.00	121.00	-	-	72.00	13.50	45.00	13.50	4.70	CI	EUROPE
8M-60S-62	60	5F	3020	75.00	152.78	151.18	163.07	130.30	-	-	73.91	-	50.80	23.11	4.05	GI	USA
8M-63S-62	63	5F	3020	75.00	160.43	158.83	170.69	145.03	-	-	73.91	-	50.80	23.11	4.50	GI	USA
8M-64S-62	64	6F	2517	60.00	162.97	161.37	168.00	131.00	-	-	72.00	13.50	45.00	13.50	5.60	CI	EUROPE
8M-67S-62	67	5F	3020	75.00	170.61	169.01	174.75	155.96	-	-	73.91	-	50.80	23.11	5.45	GI	USA
8M-71S-62	71	5F	3020	75.00	180.80	179.20	190.50	165.35	-	-	73.91	-	50.80	23.11	6.55	GI	USA
8M-75S-62	75	5F	3020	75.00	190.98	189.38	201.17	175.26	-	-	73.91	-	50.80	23.11	7.64	GI	USA
8M-80S-62	80	5F	3020	75.00	203.71	202.11	213.87	183.64	-	-	73.91	-	50.80	23.11	9.32	GI	USA
8M-90S-62	90	7	3020	75.00	229.18	227.58	-	187.71	137.67	-	73.91	-	97.03	23.11	13.68	GI	USA
8M-112S-62	112	8	3020	75.00	285.22	283.62	-	243.84	137.67	-	73.91	-	97.03	23.11	14.09	GI	USA
8M-140S-62	140	7	3525	100.00	356.51	354.91	-	324.00	198.00	-	72.00	3.50	65.00	3.50	22.70	CI	EUROPE
8M-168S-62	168	8	3525	100.00	427.81	426.21	-	396.00	198.00	-	72.00	3.50	65.00	3.50	26.80	CI	EUROPE
8M-192S-62	192	8	3525	100.00	488.92	487.32	-	457.00	198.00	-	72.00	3.50	65.00	3.50	34.20	CI	EUROPE

NOTE:
PB = Plain Bore (Pilot Bore)
Material: GI - Grey Iron, DI - Ductile Iron, ST - Steel, NP - Nickel Plated, CI - Cast Iron.
Pulleys of cast iron or steel material can be supplied.
Pulleys of either material provide required durability and service life.
Gates reserves the right to supply pulleys of either material against orders for standard pulleys.
Nickel Plated sprockets are made to order please contact Gates Customer Service for a quotation.
For peripheral speeds greater than 40 m/sec consult Gates.

POLY CHAIN® GT® SPROCKETS

14MGT

20mm wide

Sprocket Designation	No. of Teeth	Sprocket Type	Bush No.	Max Bore (mm)	Diameters Pitch (mm)	Diameters Outside (mm)	Diameters Flange (mm)	A (mm)	B (mm)	E (mm)	F (mm)	K (mm)	L (mm)	M (mm)	Weight (kg)	Material	Gates Source
14M-28S-20	28	5F	2012	50.00	124.76	121.97	137.16	91.69	-	-	34.54	-	31.75	2.79	1.77	GI, NP	USA
14M-29S-20	29	5F	2012	50.00	129.24	126.44	146.30	101.35	-	-	34.54	-	31.75	2.79	1.95	GI, NP	USA
14M-30S-20	30	5F	2012	50.00	133.68	130.89	146.30	101.35	-	-	34.54	-	31.75	2.79	2.18	GI, NP	USA
14M-31S-20	31	5F	2012	50.00	138.15	135.36	155.19	107.19	-	-	34.54	-	31.75	2.79	2.41	GI, NP	USA
14M-32S-20	32	5F	2012	50.00	142.60	139.80	155.19	107.19	-	-	34.54	-	31.75	2.79	2.64	GI, NP	USA
14M-33S-20	33	5F	2012	50.00	147.07	144.27	164.08	115.06	-	-	34.54	-	31.75	2.79	2.86	GI, NP	USA
14M-34S-20	34	2F	2517	60.00	151.52	148.72	160.00	-	117.00	12.00	33.00	-	45.00	-	3.00	ST	EUROPE
14M-35S-20	35	5F	2012	50.00	155.98	153.19	173.23	125.73	-	-	34.54	-	31.75	2.79	3.32	GI, NP	USA
14M-36S-20	36	2F	2517	60.00	160.43	157.63	168.00	-	117.00	12.00	33.00	-	45.00	-	3.60	ST	EUROPE
14M-38S-20	38	2F	2517	60.00	169.34	166.54	183.00	-	117.00	12.00	33.00	-	45.00	-	4.00	CI	EUROPE
14M-40S-20	40	2F	2517	60.00	178.25	175.45	188.00	-	117.00	12.00	33.00	-	45.00	-	4.70	CI	EUROPE
14M-44S-20	44	2F	3020	75.00	196.08	193.28	211.00	-	144.00	18.00	33.00	-	51.00	-	5.60	CI	EUROPE
14M-45S-20	45	2F	3020	75.00	200.53	197.74	213.36	-	137.41	16.26	34.54	-	50.80	-	6.82	GI, NP	USA
14M-48S-20	48	2F	3020	75.00	213.89	211.10	227.08	-	146.05	16.26	34.54	-	50.80	-	8.27	GI, NP	USA
14M-50S-20	50	2F	3020	75.00	222.81	220.01	235.97	-	146.05	16.26	34.54	-	50.80	-	9.45	GI, NP	USA
14M-53S-20	53	2F	3020	75.00	236.19	233.40	246.13	-	146.05	16.26	34.54	-	50.80	-	10.95	GI, NP	USA
14M-56S-20	56	9F	3020	75.00	249.55	246.76	256.00	207.00	144.00	-	33.00	9.00	51.00	9.00	7.70	CI	EUROPE
14M-60S-20	60	9	3020	75.00	267.38	264.58	-	224.00	159.00	-	33.00	9.00	51.00	9.00	8.50	CI	EUROPE
14M-64S-20	64	9	3020	75.00	285.21	282.41	-	242.00	159.00	-	33.00	9.00	51.00	9.00	10.20	CI	EUROPE
14M-72S-20	72	9	3020	75.00	320.86	318.06	-	278.00	159.00	-	33.00	9.00	51.00	9.00	11.50	CI	EUROPE
14M-80S-20	80	9	3020	75.00	356.51	353.71	-	314.00	159.00	-	33.00	9.00	51.00	9.00	13.50	CI	EUROPE
14M-90S-20	90	10	3020	75.00	401.07	398.27	-	360.00	159.00	-	33.00	9.00	51.00	9.00	14.20	CI	EUROPE
14M-112S-20	112	10	3020	75.00	499.11	496.31	-	456.00	159.00	-	33.00	9.00	51.00	9.00	18.10	CI	EUROPE
14M-140S-20	140	10	3020	75.00	623.89	621.09	-	581.00	159.00	-	33.00	9.00	51.00	9.00	22.90	CI	EUROPE
14M-224S-20	224	10	4030	115.00	998.22	995.43	-	905.00	254.00	-	34.54	-	76.20	41.66	91.41	GI, NP	USA

NOTE:
PB = Plain Bore (Pilot Bore)
Material: GI - Grey Iron, DI - Ductile Iron, ST - Steel, NP - Nickel Plated, CI - Cast Iron.
Pulleys of cast iron or steel material can be supplied.
Pulleys of either material provide required durability and service life.
Gates reserves the right to supply pulleys of either material against orders for standard pulleys.
Nickel Plated sprockets are made to order please contact Gates Customer Service for a quotation.
For peripheral speeds greater than 40 m/sec consult Gates.

POLY CHAIN® GT® SPROCKETS

14MGT																	
37mm wide																	
Sprocket Designation	No. of Teeth	Sprocket Type	Bush No.	Max Bore (mm)	Diameters Pitch (mm)	Diameters Outside (mm)	Diameters Flange (mm)	A (mm)	B (mm)	E (mm)	F (mm)	K (mm)	L (mm)	M (mm)	Weight (kg)	Material	Gates Source
14M-28S-37PB	28	5F	PB	74.62	124.78	121.98	137.16	88.00	-	-	51.00	-	72.64	19.00	2.20	ST	USA
14M-28S-37	28	5F	2012	50.00	124.76	121.97	137.16	91.69	-	-	52.32	-	31.75	20.57	2.36	GI	USA
14M-30S-37	30	6F	2517	60.00	133.69	130.89	138.00	98.00	-	-	51.00	3.00	45.00	3.00	2.50	ST	EUROPE
14M-32S-37	32	6F	2517	60.00	142.60	139.80	154.00	100.00	-	-	51.00	3.00	45.00	3.00	3.00	ST	EUROPE
14M-34S-37	34	6F	2517	60.00	151.52	148.72	160.00	109.00	-	-	51.00	3.00	45.00	3.00	3.80	ST	EUROPE
14M-36S-37	36	5F	2517	60.00	160.43	157.63	168.00	117.00	-	-	51.00	-	45.00	6.00	4.30	ST	EUROPE
14M-38S-37	38	5F	3020	75.00	169.34	166.55	182.12	133.86	-	-	52.32	-	50.80	1.52	4.68	GI	USA
14M-39S-37	39	5F	3020	75.00	173.79	170.99	191.01	140.72	-	-	52.32	-	50.80	1.52	5.14	GI	USA
14M-40S-37	40	5F	3020	75.00	178.26	175.46	191.01	140.72	-	-	52.32	-	50.80	1.52	5.59	GI	USA
14M-43S-37	43	5F	3020	75.00	191.62	188.82	204.22	156.46	-	-	52.32	-	50.80	1.52	7.09	GI	USA
14M-44S-37	44	3F	3020	75.00	196.08	193.28	211.00	-	-	-	51.00	-	-	-	7.00	ST	EUROPE
14M-45S-37	45	5F	3020	75.00	200.53	197.74	213.36	163.07	-	-	52.32	-	50.80	1.52	8.18	GI	USA
14M-48S-37	48	5F	3020	75.00	213.89	211.10	227.08	176.78	-	-	52.32	-	50.80	1.52	9.77	GI	USA
14M-50S-37	50	5F	3020	75.00	222.81	220.01	235.97	188.98	-	-	52.32	-	50.80	1.52	10.95	GI	USA
14M-53S-37	53	5F	3020	75.00	236.19	233.40	246.13	199.14	-	-	52.32	-	50.80	1.52	12.86	GI	USA
14M-56S-37	56	7F	3020	75.00	249.55	246.76	256.00	207.00	144.00	-	51.00	0.00	51.00	0.00	9.20	ST	EUROPE
14M-60S-37	60	7	3020	75.00	267.38	264.58	-	224.00	159.00	-	51.00	0.00	51.00	0.00	10.20	CI	EUROPE
14M-64S-37	64	7	3020	75.00	285.21	282.41	-	242.00	159.00	-	51.00	0.00	51.00	0.00	12.20	CI	EUROPE
14M-72S-37	72	7	3020	75.00	320.86	318.06	-	278.00	159.00	-	51.00	0.00	51.00	0.00	13.40	CI	EUROPE
14M-80S-37	80	7	3020	75.00	356.51	353.71	-	314.00	159.00	-	51.00	0.00	51.00	0.00	16.10	CI	EUROPE
14M-90S-37	90	8	3020	75.00	401.07	398.27	-	360.00	159.00	-	51.00	0.00	51.00	0.00	17.20	CI	EUROPE
14M-112S-37	112	8	3020	75.00	499.11	496.31	-	456.00	159.00	-	51.00	0.00	51.00	0.00	23.00	CI	EUROPE
14M-140S-37	140	10	3525	100.00	623.89	621.09	-	581.00	206.00	-	51.00	7.00	65.00	7.00	41.00	CI	EUROPE
14M-168S-37	168	10	4030	115.00	748.67	745.87	-	647.95	254.00	-	52.32	-	76.20	23.88	79.59	GI	USA
14M-180S-37	180	10	4030	115.00	802.13	799.34	-	700.79	254.00	-	52.32	-	76.20	23.88	87.00	GI	USA
14M-192S-37	192	10	4030	115.00	855.61	852.82	-	812.00	215.00	-	51.00	12.50	76.00	12.50	60.00	CI	EUROPE
14M-200S-37	200	10	4030	115.00	891.26	888.47	-	789.18	254.00	-	52.32	-	76.20	23.88	102.23	GI	USA
14M-224S-37	224	10	4030	115.00	998.22	995.43	-	895.10	254.00	-	52.32	-	76.20	23.88	121.68	GI	USA

NOTE:
PB = Plain Bore (Pilot Bore)
Material: GI - Grey Iron, DI - Ductile Iron, ST - Steel, NP - Nickel Plated, CI - Cast Iron.
Pulleys of cast iron or steel material can be supplied.
Pulleys of either material provide required durability and service life.
Gates reserves the right to supply pulleys of either material against orders for standard pulleys.
Nickel Plated sprockets are made to order please contact Gates Customer Service for a quotation.
For peripheral speeds greater than 40 m/sec consult Gates.

POLY CHAIN® GT® SPROCKETS

14MGT

68mm wide

Sprocket Designation	No. of Teeth	Sprocket Type	Bush No.	Max Bore (mm)	Diameters Pitch (mm)	Diameters Outside (mm)	Diameters Flange (mm)	A (mm)	B (mm)	E (mm)	F (mm)	K (mm)	L (mm)	M (mm)	Weight (kg)	Material	Gates Source
14M-28S-68PB	28	1F	PB	74.63	124.76	121.97	137.16	-	100.84	20.32	84.58	-	104.90	-	7.91	DI	USA
14M-29S-68PB	29	1F	PB	80.98	129.24	126.44	146.30	-	110.49	20.32	84.58	-	104.90	-	8.68	DI	USA
14M-30S-68PB	30	1F	PB	80.98	133.68	130.89	146.30	-	110.49	20.32	84.58	-	104.90	-	9.23	DI	USA
14M-31S-68PB	31	1F	PB	87.33	138.15	135.36	155.19	-	116.08	20.32	84.58	-	104.90	-	9.95	DI	USA
14M-32S-68PB	32	1F	PB	87.33	142.60	139.80	155.19	-	116.08	20.32	84.58	-	104.90	-	10.55	DI	USA
14M-33S-68PB	33	1F	PB	88.90	147.07	144.27	164.34	-	124.21	25.40	84.58	-	109.98	-	11.77	DI	USA
14M-34S-68PB	34	1F	PB	88.90	151.51	148.72	164.34	-	124.21	25.40	84.58	-	109.98	-	12.41	DI	USA
14M-35S-68	35	5F	3020	75.00	155.98	153.19	173.23	125.73	-	-	84.58	-	50.80	33.78	4.68	DI	USA
14M-36S-68PB	36	1F	PB	100.00	160.43	157.63	168.00	-	131.00	20.00	84.00	-	104.00	-	11.70	ST	EUROPE
14M-36S-68	36	5F	3020	75.00	160.43	157.63	173.23	125.73	-	-	84.58	-	50.80	33.78	5.32	DI	USA
14M-37S-68	37	5F	3020	75.00	164.90	162.10	182.12	133.86	-	-	84.58	-	50.80	33.78	5.59	GI	USA
14M-38S-68PB	38	1F	PB	115.00	169.34	166.54	183.00	-	141.00	20.00	84.00	-	104.00	-	13.40	CI	EUROPE
14M-38S-68	38	5F	3020	75.00	169.34	166.55	182.12	133.86	-	-	84.58	-	50.80	33.78	6.27	GI	USA
14M-39S-68	39	5F	3020	75.00	173.79	170.99	191.01	140.72	-	-	84.58	-	50.80	33.78	6.64	GI	USA
14M-40S-68PB	40	1F	PB	125.00	178.25	175.45	188.00	-	156.00	20.00	84.00	-	104.00	-	15.40	ST	EUROPE
14M-40S-68	40	5F	3020	75.00	178.26	175.46	191.01	140.72	-	-	84.58	-	50.80	33.78	7.36	GI	USA
14M-43S-68	43	5F	3020	75.00	191.62	188.82	204.22	156.46	-	-	84.58	-	50.80	33.78	8.36	GI	USA
14M-44S-68	44	6F	3020	75.00	196.08	193.28	211.00	153.00	-	-	84.00	16.50	51.00	16.50	9.20	ST	EUROPE
14M-45S-68	45	5F	3020	75.00	200.53	197.74	213.11	163.07	-	-	84.58	-	50.80	33.78	9.95	GI	USA
14M-48S-68	48	5F	3020	75.00	213.90	211.11	226.00	171.00	-	-	84.00	-	51.00	33.00	11.30	ST	EUROPE
14M-50S-68	50	6F	3525	100.00	222.82	220.02	240.00	180.00	-	-	84.00	9.50	65.00	9.50	15.50	ST	EUROPE
14M-56S-68	56	6F	3525	100.00	249.55	246.76	256.00	207.00	-	-	84.00	9.50	65.00	9.50	16.80	ST	EUROPE
14M-60S-68	60	6	3525	100.00	267.38	264.58	-	224.00	-	-	84.00	9.50	65.00	9.50	20.40	CI	EUROPE
14M-64S-68	64	6	3525	100.00	285.21	282.41	-	242.00	-	-	84.00	9.50	65.00	9.50	23.60	CI	EUROPE
14M-72S-68	72	7	3525	100.00	320.86	318.06	-	278.00	178.00	-	84.00	9.50	65.00	9.50	20.30	CI	EUROPE
14M-80S-68	80	7	3525	100.00	356.51	353.71	-	314.00	178.00	-	84.00	9.50	65.00	9.50	21.30	CI	EUROPE
14M-90S-68	90	8	4030	115.00	401.07	398.27	-	362.20	254.00	-	84.58	-	92.96	8.38	39.18	GI	USA
14M-112S-68	112	8	4030	115.00	499.11	496.32	-	415.29	254.00	-	84.58	-	92.96	8.38	61.41	GI	USA
14M-140S-68	140	8	4030	115.00	623.87	621.08	-	527.81	254.00	-	84.58	-	92.96	8.38	85.91	GI	USA
14M-168S-68	168	10	4535	125.00	748.67	745.87	-	640.84	266.70	-	84.58	-	88.90	4.32	117.95	GI	USA
14M-180S-68	180	10	4535	125.00	802.13	799.34	-	689.86	266.70	-	84.58	-	88.90	4.32	131.18	GI	USA
14M-192S-68	192	8	4030	115.00	855.61	852.82	-	812.00	215.00	-	84.00	4.00	76.00	4.00	80.50	CI	EUROPE
14M-200S-68	200	10	4535	125.00	891.26	888.47	-	778.51	266.70	-	84.58	-	88.90	4.32	119.32	GI	USA
14M-224S-68	224	10	5040	140.00	998.22	995.43	-	884.43	279.40	-	84.58	-	101.60	17.02	159.09	GI	USA

NOTE:
PB = Plain Bore (Pilot Bore)
Material: GI - Grey Iron, DI - Ductile Iron, ST - Steel, NP - Nickel Plated, CI - Cast Iron.
Pulleys of cast iron or steel material can be supplied.
Pulleys of either material provide required durability and service life.
Gates reserves the right to supply pulleys of either material against orders for standard pulleys.
Nickel Plated sprockets are made to order please contact Gates Customer Service for a quotation.
For peripheral speeds greater than 40 m/sec consult Gates.

POLY CHAIN® GT® SPROCKETS

14MGT																		
90mm wide																		
Sprocket Designation	No. of Teeth	Sprocket Type	Bush No.	Max Bore (mm)	Diameters			A (mm)	B (mm)	E (mm)	F (mm)	K (mm)	L (mm)	M (mm)	Weight (kg)	Material	Gates Source
					Pitch (mm)	Outside (mm)	Flange (mm)										
14M-28S-90PB	28	1F	PB	74.63	124.76	121.97	137.16	-	100.84	23.88	106.68	-	130.56	-	9.27	DI	USA
14M-29S-90PB	29	1F	PB	80.98	129.24	126.44	146.30	-	110.49	20.32	106.68	-	127.00	-	10.00	DI	USA
14M-30S-90PB	30	1F	PB	80.98	133.68	130.89	146.30	-	110.49	20.32	106.68	-	127.00	-	10.73	DI	USA
14M-31S-90PB	31	1F	PB	87.33	138.15	135.36	155.19	-	116.08	20.32	106.68	-	127.00	-	11.59	DI	USA
14M-32S-90PB	32	1F	PB	87.33	142.60	139.80	155.19	-	116.08	20.32	106.68	-	127.00	-	12.32	DI	USA
14M-33S-90PB	33	1F	PB	88.90	147.07	144.27	164.34	-	124.21	25.40	106.68	-	132.08	-	13.73	DI	USA
14M-34S-90PB	34	1F	PB	88.90	151.51	148.72	164.34	-	124.21	25.40	106.68	-	132.08	-	14.50	DI	USA
14M-35S-90PB	35	1F	PB	96.85	155.98	153.19	173.23	-	134.62	25.40	106.68	-	132.08	-	15.73	DI	USA
14M-35S-90	35	5F	3020	75.00	155.98	153.19	173.23	125.73	-	-	106.68	-	50.80	55.88	5.50	DI	USA
14M-36S-90PB	36	1F	PB	96.85	160.43	157.63	173.23	-	134.62	25.40	106.68	-	132.08	-	16.55	DI	USA
14M-36S-90	36	5F	3020	75.00	160.43	157.63	173.23	125.73	-	-	106.68	-	50.80	55.88	6.32	DI	USA
14M-37S-90PB	37	1F	PB	104.78	164.90	162.10	182.12	-	143.00	25.40	106.68	-	132.08	-	17.73	DI	USA
14M-37S-90	37	5F	3020	75.00	164.90	162.10	182.12	133.86	-	-	106.68	-	50.80	55.88	6.45	GI	USA
14M-38S-90PB	38	1F	PB	104.78	169.34	166.55	182.12	-	143.00	25.40	106.68	-	132.08	-	18.64	DI	USA
14M-38S-90	38	5F	3020	75.00	169.34	166.55	182.12	133.86	-	-	106.68	-	50.80	55.88	7.32	GI	USA
14M-39S-90PB	39	1F	PB	111.13	173.79	170.99	190.50	-	149.61	25.40	106.68	-	132.08	-	19.82	DI	USA
14M-39S-90	39	5F	3020	75.00	173.79	170.99	191.01	140.72	-	-	106.68	-	50.80	55.88	7.64	GI	USA
14M-40S-90PB	40	1F	PB	125.00	178.25	175.45	188.00	-	156.00	30.00	106.00	-	136.00	-	19.10	CI	EUROPE
14M-40S-90	40	5F	3020	75.00	178.26	175.46	191.01	140.72	-	-	106.68	-	50.80	55.88	8.55	GI	USA
14M-44S-90PB	44	1F	PB	140.00	196.08	193.28	211.00	-	169.00	30.00	106.00	-	136.00	-	23.90	CI	EUROPE
14M-48S-90	48	6F	3525	100.00	213.90	211.11	226.00	171.00	-	-	106.00	20.00	66.00	20.00	12.70	CI	EUROPE
14M-50S-90	50	6F	3525	100.00	222.82	220.02	240.00	180.00	-	-	106.00	20.00	66.00	20.00	14.50	ST	EUROPE
14M-56S-90	56	5F	4030	115.00	249.56	246.76	263.14	212.09	-	-	106.68	-	76.20	30.48	19.64	GI	USA
14M-60S-90	60	5F	4030	115.00	267.39	264.59	281.18	230.12	-	-	106.68	-	76.20	30.48	23.73	GI	USA
14M-63S-90	63	5F	4030	115.00	280.75	277.95	294.39	243.59	-	-	106.68	-	76.20	30.48	26.95	GI	USA
14M-64S-90	64	6	3525	100.00	285.21	282.41	-	242.00	-	-	106.00	20.00	66.00	20.00	24.00	CI	EUROPE
14M-67S-90	67	5F	4030	115.00	298.58	295.78	317.50	250.95	-	-	106.68	-	76.20	30.48	32.41	GI	USA
14M-71S-90	71	5F	4030	115.00	316.41	313.61	331.98	271.02	-	-	106.68	-	76.20	30.48	37.09	GI	USA
14M-72S-90	72	7	3525	100.00	320.86	318.06	-	278.00	178.00	-	106.00	20.00	66.00	20.00	22.60	CI	EUROPE
14M-75S-90	75	5F	4030	115.00	334.21	331.42	348.74	295.40	-	-	106.68	-	76.20	30.48	43.59	GI	USA
14M-80S-90	80	7F	4030	115.00	356.51	353.72	371.35	319.02	254.00	-	106.68	-	137.16	30.48	42.77	GI	USA
14M-90S-90	90	8	4030	115.00	401.07	398.27	-	362.20	254.00	-	106.68	-	137.16	30.48	42.95	GI	USA
14M-112S-90	112	8	4535	125.00	499.11	496.32	-	415.29	266.70	-	106.68	-	124.46	17.78	78.95	GI	USA
14M-140S-90	140	8	5040	140.00	623.87	621.08	-	526.80	279.40	-	106.68	-	111.76	5.08	111.50	GI	USA
14M-168S-90	168	10	6050	152.40	748.67	745.87	-	637.79	393.70	-	106.68	-	127.00	20.32	179.59	GI	USA
14M-180S-90	180	10	6050	152.40	802.13	799.34	-	687.32	393.70	-	106.68	-	127.00	20.32	195.18	GI	USA
14M-192S-90	192	8	5040	140.00	855.61	852.82	-	812.00	267.00	-	106.00	2.00	102.00	2.00	108.50	CI	EUROPE
14M-200S-90	200	10	6050	152.40	891.26	888.47	-	769.37	393.70	-	106.68	-	127.00	20.32	224.09	GI	USA
14M-224S-90	224	10	6050	152.40	998.22	995.43	-	875.28	393.70	-	106.68	-	127.00	20.32	255.73	GI	USA

NOTE:
PB = Plain Bore (Pilot Bore)
Material: GI - Grey Iron, DI - Ductile Iron, ST - Steel, NP - Nickel Plated, CI - Cast Iron.
Pulleys of cast iron or steel material can be supplied.
Pulleys of either material provide required durability and service life.
Gates reserves the right to supply pulleys of either material against orders for standard pulleys.
Nickel Plated sprockets are made to order please contact Gates Customer Service for a quotation.
For peripheral speeds greater than 40 m/sec consult Gates.

POLY CHAIN® GT® SPROCKETS

14MGT

125mm wide

Sprocket Designation	No. of Teeth	Sprocket Type	Bush No.	Max Bore (mm)	Diameters Pitch (mm)	Diameters Outside (mm)	Diameters Flange (mm)	A (mm)	B (mm)	E (mm)	F (mm)	K (mm)	L (mm)	M (mm)	Weight (kg)	Material	GATES SOURCE
14M-28S-125PB	28	1F	PB	74.63	124.76	121.97	137.16	-	100.84	22.61	142.49	-	165.10	-	11.27	DI	USA
14M-29S-125PB	29	1F	PB	80.98	129.24	126.44	146.30	-	110.49	22.61	142.49	-	165.10	-	12.36	DI	USA
14M-30S-125PB	30	1F	PB	80.98	133.68	130.89	146.30	-	110.49	22.61	142.49	-	165.10	-	13.27	DI	USA
14M-31S-125PB	31	1F	PB	87.33	138.15	135.36	155.19	-	116.08	22.61	142.49	-	165.10	-	14.36	DI	USA
14M-32S-125PB	32	1F	PB	87.33	142.60	139.80	155.19	-	116.08	22.61	142.49	-	165.10	-	15.36	DI	USA
14M-33S-125PB	33	1F	PB	88.90	147.07	144.27	164.34	-	124.21	27.43	142.49	-	169.93	-	16.95	DI	USA
14M-34S-125PB	34	1F	PB	88.90	151.51	148.72	164.34	-	124.21	27.43	142.49	-	169.93	-	18.00	DI	USA
14M-35S-125PB	35	1F	PB	96.85	155.98	153.19	173.23	-	134.62	27.43	142.49	-	169.93	-	19.50	DI	USA
14M-36S-125PB	36	1F	PB	96.85	160.43	157.63	173.23	-	134.62	27.43	142.49	-	169.93	-	20.59	DI	USA
14M-37S-125PB	37	1F	PB	104.78	164.90	162.10	182.12	-	143.00	27.43	142.49	-	169.93	-	22.05	DI	USA
14M-38S-125PB	38	1F	PB	104.78	169.34	166.55	182.12	-	143.00	27.43	142.49	-	169.93	-	23.23	DI	USA
14M-39S-125PB	39	1F	PB	111.13	173.79	170.99	191.01	-	149.61	27.43	142.49	-	169.93	-	24.68	DI	USA
14M-40S-125PB	40	1F	PB	111.13	178.26	175.46	191.01	-	149.61	27.43	142.49	-	169.93	-	25.91	DI	USA
14M-43S-125PB	43	1F	PB	122.25	191.62	188.82	204.22	-	165.35	30.48	142.49	-	172.97	-	31.00	DI	USA
14M-44S-125PB	44	1F	PB	140.00	196.08	193.28	211.00	-	169.00	20.00	141.00	-	161.00	-	28.80	CI	EUROPE
14M-45S-125PB	45	1F	PB	127.00	200.53	197.74	213.36	-	171.70	30.48	142.49	-	172.97	-	34.09	DI	USA
14M-48S-125PB	48	1F	PB	142.88	213.89	211.10	227.08	-	185.17	30.48	142.49	-	172.97	-	39.23	DI	USA
14M-50S-125	50	5F	4535	125.00	222.81	220.01	235.97	188.98	-	-	142.49	-	88.90	53.59	17.27	DI	USA
14M-53S-125	53	5F	4535	125.00	236.19	233.40	246.13	198.88	-	-	142.49	-	88.90	53.59	20.91	DI	USA
14M-56S-125	56	6F	3525	100.00	249.55	246.76	256.00	207.00	-	-	141.00	38.00	65.00	38.00	21.60	ST	EUROPE
14M-56S-125	56	5F	4535	125.00	249.56	246.76	263.14	212.09	-	-	142.49	-	88.90	53.59	24.36	DI	USA
14M-60S-125	60	5F	4535	125.00	267.39	264.59	281.18	230.12	-	-	142.49	-	88.90	53.59	29.23	GI	USA
14M-63S-125	63	5F	4535	125.00	280.75	277.95	294.39	243.59	-	-	142.49	-	88.90	53.59	33.09	GI	USA
14M-64S-125	64	6	4030	115.00	285.21	282.41	-	242.00	-	-	141.00	32.50	76.00	32.50	29.70	CI	EUROPE
14M-67S-125	67	5F	4535	125.00	298.58	295.78	317.50	250.95	-	-	142.49	-	88.90	53.59	40.09	GI	USA
14M-71S-125	71	5F	5040	140.00	316.41	313.61	331.98	271.02	-	-	142.49	-	101.60	40.89	46.82	GI	USA
14M-72S-125	72	7	4030	115.00	320.86	318.06	-	278.00	215.00	-	141.00	32.50	76.00	32.50	30.00	CI	EUROPE
14M-75S-125	75	5F	5040	140.00	334.21	331.42	348.74	295.40	-	-	142.49	-	101.60	40.89	53.18	GI	USA
14M-80S-125	80	7	4030	115.00	356.51	353.71	-	314.00	215.00	-	141.00	32.50	76.00	32.50	33.40	CI	EUROPE
14M-80S-125	80	5F	5040	140.00	356.51	353.72	371.35	319.79	-	-	142.49	-	101.60	40.89	61.82	GI	USA
14M-90S-125	90	7	5040	140.00	401.07	398.27	-	362.20	279.40	-	142.49	-	183.39	40.89	61.36	GI	USA
14M-112S-125	112	8	4535	125.00	499.11	496.31	-	456.00	215.00	-	141.00	26.00	89.00	26.00	56.00	CI	EUROPE
14M-112S-125	112	6	6050	152.40	499.11	496.32	-	415.29	-	-	142.49	-	127.00	15.49	144.09	GI	USA
14M-140S-125	140	8	4535	125.00	623.89	621.09	-	581.00	215.00	-	141.00	26.00	89.00	26.00	73.00	CI	EUROPE
14M-140S-125	140	8	6050	152.40	623.87	621.08	-	526.80	393.70	-	142.49	-	157.99	15.49	169.55	GI	USA
14M-168S-125	168	8	5040	140.00	748.66	745.87	-	706.00	267.00	-	141.00	19.50	102.00	19.50	101.00	CI	EUROPE
14M-168S-125	168	10	7060	177.80	748.67	745.87	-	637.79	431.80	-	142.49	-	152.40	9.91	238.18	GI	USA
14M-180S-125	180	10	7060	177.80	802.13	799.34	-	687.32	431.80	-	142.49	-	152.40	9.91	257.73	GI	USA
14M-192S-125	192	8	5040	140.00	855.61	852.82	-	812.00	267.00	-	141.00	19.50	102.00	19.50	121.50	CI	EUROPE
14M-200S-125	200	10	7060	177.80	891.26	888.47	-	769.37	431.80	-	142.49	-	152.40	9.91	294.55	GI	USA
14M-224S-125	224	10	7060	177.80	998.22	995.43	-	868.93	431.80	-	142.49	-	152.40	9.91	342.27	GI	USA

NOTE:
PB = Plain Bore (Pilot Bore)
Material: GI - Grey Iron, DI - Ductile Iron, ST - Steel, NP - Nickel Plated, CI - Cast Iron.
Pulleys of cast iron or steel material can be supplied.
Pulleys of either material provide required durability and service life.
Gates reserves the right to supply pulleys of either material against orders for standard pulleys.
Nickel Plated sprockets are made to order please contact Gates Customer Service for a quotation.
For peripheral speeds greater than 40 m/sec consult Gates.

POLY CHAIN® GT® SPROCKETS - STAINLESS STEEL

Synchronous belt sprockets

Stainless steel Poly Chain® GT® sprockets are ideal for the food and beverage market or where non-corrosive sprockets are needed to prevent rust and allow for washdown.

The Poly Chain® GT® sprockets operate with Gates Poly Chain® GT® Carbon™ belts and all previous generations.

Construction

> Smaller diameter sprockets are flanged.

> Pilot bore and taper bush versions for some sizes.

Advantages

> Cost effective alternative to stainless steel roller chain drives.

> Taper-Lock® bushings save shaft space allowing load to be closer to bearing.

> Can be used with rim speeds up to 40m/s.

> Drive can be washed down without affecting the sprockets or belt.

POLY CHAIN® GT® STAINLESS STEEL SPROCKET ORDERING CODE IS AS FOLLOWS	
SS8M-34S-21PB	
SS	- Stainless Steel
8M	- Pitch (8mm)
34	- 34 teeth
S	- Poly Chain® GT® sprocket
21	- To suit belt width (mm)
PB	- Pilot Bore construction (optional)

POLY CHAIN® GT® SPROCKETS - STAINLESS STEEL

8MGT						
12mm wide						
			Diameters			
Pulley Designation	No. of Teeth	Pitch (mm)	Outside (mm)	Flange (mm)	Bush No.	Weight (kg)
SS8M-28S-12PB	28	71.30	69.70	81.53	PB	0.64
SS8M-28S-12	28	71.30	69.70	81.53	1108	0.41
SS8M-29S-12PB	29	73.85	72.24	78.49	PB	0.68
SS8M-29S-12	29	73.85	72.24	78.49	1108	0.41
SS8M-30S-12PB	30	76.39	74.79	86.61	PB	0.73
SS8M-30S-12	30	76.39	74.79	86.61	1108	0.45
SS8M-32S-12PB	32	81.49	79.89	91.69	PB	0.77
SS8M-32S-12	32	81.49	79.89	91.69	1210	0.55
SS8M-34S-12PB	34	86.58	84.98	96.77	PB	0.82
SS8M-34S-12	34	86.58	84.98	96.77	1610	0.59
SS8M-36S-12	36	91.67	90.07	101.85	1610	0.64
SS8M-38S-12	38	96.77	95.17	106.93	1610	0.73
SS8M-40S-12	40	101.86	100.26	112.01	2012	0.86
SS8M-42S-12	42	106.95	105.36	124.71	2012	1.05
SS8M-45S-12	45	114.59	112.99	124.71	2012	1.14
SS8M-48S-12	48	122.23	120.63	132.33	2012	1.23
SS8M-50S-12	50	127.32	125.72	137.41	2012	1.41
SS8M-53S-12	53	134.96	133.37	139.70	2012	1.68
SS8M-56S-12	56	142.60	141.00	152.65	2012	1.91
SS8M-60S-12	60	152.79	151.19	162.81	2012	2.23

NOTE:
PB = Plain Bore (Pilot Bore)

POLY CHAIN® GT® SPROCKETS - STAINLESS STEEL

8MGT						
21mm wide						
			Diameters			
Pulley Designation	No. of Teeth	Pitch (mm)	Outside (mm)	Flange (mm)	Bush No.	Weight (kg)
SS8M-28S-21PB	28	71.30	69.70	81.53	PB	0.82
SS8M-28S-21	28	71.30	69.70	81.53	1108	0.95
SS8M-29S-21PB	29	73.85	72.24	78.49	PB	0.91
SS8M-29S-21	29	73.85	72.24	78.49	1108	1.05
SS8M-30S-21PB	30	76.39	74.79	86.61	PB	1.00
SS8M-30S-21	30	76.39	74.79	86.61	1108	0.86
SS8M-32S-21PB	32	81.49	79.89	91.69	PB	1.14
SS8M-32S-21	32	81.49	79.89	91.69	1210	1.14
SS8M-34S-21PB	34	86.58	84.98	96.77	PB	1.23
SS8M-34S-21	34	86.58	84.98	96.77	1610	1.36
SS8M-36S-21	36	91.67	90.07	101.85	1610	0.95
SS8M-38S-21	38	96.77	95.17	106.93	1610	1.05
SS8M-40S-21	40	101.86	100.26	112.01	2012	1.05
SS8M-42S-21	42	106.95	105.36	124.71	2012	1.14
SS8M-45S-21	45	114.59	112.99	124.71	2012	1.36
SS8M-48S-21	48	122.23	120.63	132.33	2012	1.55
SS8M-50S-21	50	127.32	125.72	137.41	2012	1.77
SS8M-53S-21	53	134.96	133.37	139.70	2012	2.00
SS8M-56S-21	56	142.60	141.00	152.65	2012	2.18
SS8M-60S-21	60	152.79	151.19	162.81	2012	3.50

NOTE:
PB = Plain Bore (Pilot Bore)

POLY CHAIN® GT® CARBON™ WITH STAINLESS STEEL SPROCKETS

Poly Chain® GT® Carbon™ belt drive systems utilising stainless steel sprockets are the ideal solution for washdown, high moisture and corrosive applications.

NOTE:
Stainless steel Taper Locks are available for use with our stainless steel sprockets.
Please contact Gates Customer Service for availability.

STAINLESS STEEL TAPER-LOCK®
Bushings

Stainless steel bushings are ideal for the food and beverage market or where non-corrosive sprockets are needed to prevent rust. Perfect for drives which are exposed to high moisture or washdown environments.

Construction

> Bushings are made to precise tolerances.

Advantages

> Taper-Lock® bushings save shaft space allowing load to be closer to bearing.

> Ideally suited for use on a Gates Poly Chain® GT® Carbon™ drive also utilising stainless steel sprockets in wet environments.

STAINLESS STEEL TAPER-LOCK® ORDERING CODE IS AS FOLLOWS	
SS2012-20MM	
SS	- Stainless Steel
2012	- Taper-Lock® size
20MM	- Bored to suit 20mm shaft

Stainless Steel Taper-Lock®

Metric Sizes

Designation	Bore (mm)	Key Way Width (mm)	Key Way Depth (mm)	Weight (kg)
SS1008-20MM	20	6	2.8	0.09
SS1008-24MM	24	8	3.3	0.07
SS1108-16MM	16	5	2.3	0.14
SS1108-19MM	19	6	2.8	0.12
SS1108-20MM	20	6	2.8	0.12
SS1108-22MM	22	6	2.8	0.11
SS1108-24MM	24	8	3.3	0.10
SS1108-25MM	25	8	3.3	0.09
SS1210-16MM	16	5	2.3	0.25
SS1210-20MM	20	6	2.8	0.23
SS1210-24MM	24	8	3.3	0.20
SS1210-25MM	25	8	3.3	0.20
SS1210-28MM	28	8	3.3	0.18
SS1210-30MM	30	8	3.3	0.16
SS1610-20MM	20	6	2.8	0.35
SS1610-24MM	24	8	3.3	0.33
SS1610-25MM	25	8	3.3	0.32

Stainless Steel Taper-Lock®

Metric Sizes

Designation	Bore (mm)	Key Way Width (mm)	Key Way Depth (mm)	Weight (kg)
SS1610-28MM	28	8	3.3	0.30
SS1610-30MM	30	8	3.3	0.29
SS1610-32MM	32	10	3.3	0.27
SS1610-35MM	35	10	3.3	0.25
SS1610-38MM	38	10	3.3	0.21
SS2012-20MM	20	6	2.8	0.70
SS2012-22MM	22	6	2.8	0.69
SS2012-24MM	24	8	24	0.67
SS2012-25MM	25	8	3.3	0.66
SS2012-28MM	28	8	3.3	0.61
SS2012-30MM	30	8	3.3	0.61
SS2012-32MM	32	10	3.3	0.59
SS2012-35MM	35	10	3.3	0.56
SS2012-38MM	38	10	3.3	0.53
SS2012-40MM	40	12	3.3	0.49
SS2012-42MM	42	12	3.3	0.47
SS2012-45MM	45	14	3.8	0.43

NOTE:
Other metric and imperial bore sizes available upon request, please contact Gates Customer Service.
Taper-Lock® is a registered trademark of Reliance Electric.

MADE-TO-ORDER METAL PRODUCTS

Custom sprockets and pulleys

"If you can design it, we can make it"

When standard products won't work, Gates can make it for you. Gates specialise in providing prototype and production sprockets to meet your design expectations:

> All Gates synchronous profiles and pitches, plain or profiled idlers.

> Bores - plain, straight, tapered, splined or any special bore. Manufactured to accept Taper-Lock®, Ringfeder*, QD, Torque Tamer, Trantorque* or other special bushings.

> Styles - bar stock, idlers, ringfeder* connections, torque tamers, custom configurations, special hubs and more.

> Materials - aluminium, steel, ductile, cast iron, phenolic, stainless steel or plastics.

> Finishes - hard coat, food grade, zinc, black anodise, painted, custom plating or any special coatings.

> Other services - sub-assemblies, press bearings, sprocket/bushing balancing and index marking.

> Processes - hob cutting, shaper cutting, die casting and moulding.

> Sprockets for all synchronous pitches and profiles, V-pulleys, Micro-V Pulleys, Polyflex pulleys available on request.

NOTE:
Please contact Gates Customer Service with your custom pulley or sprocket enquiries.
Please have a drawing or required dimensions ready when you contact us to speed up your enquiry.

* Ringfeder is a registered trade mark of Ringfeder Corporation.
* Trantorque is a registered trademark of BTL, a subsidiary of Fenner PLC.
Taper-Lock® is a registered trademark of Reliance Electric.

PREDATOR®

Heavy duty, wrapped, aramid cord V-belt

Gates Predator® V-belts are the markets leading V-belts. They are unique and unrivalled in their extreme robustness and high load carrying capability. They are excellent problem solvers that perform well in harsh environments and in extremely demanding applications where standard V-belts have performance issues.

The Predator® difference is in the construction: having the highest power density of any V-belt and half the stretch of standard Gates belts because of the use of high strength, high modulus aramid tensile cords.

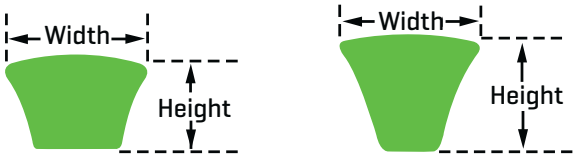

SECTIONS & NOMINAL DIMENSIONS:	Width (mm)	Height (mm)
5VP / SPB-P	17	13
SPC-P	22	18
8VP	26	23
AP	13	8
BP	17	11
CP	22	14

Construction

> Classical and Narrow cross-sections.
> Flex bonded aramid tensile cords.
> Double layer bare back fabric cover.
> Fibre-loaded compound for improved belt stability.
> Gates Curves provide full contact with pulley grooves for uniform loading of cords, uniform wear and increased belt life.
> Non self-igniting - the belt will not catch fire from heat build-up, even with severe slippage.

Advantages

> Maintenance free.
> Up to 2.2 times more power than standard V-belts.
> Aramid tensile cords easily handle shock loads.
> Up to 35% reduced drive cost.
> Up to 67% reduced drive width.
> Up to 50% reduced drive weight.
> Double layer bare back cover protects against slippage
and punctures.
> No increase in shaft load.
> Replace MTO 8V pulleys with standard SPC pulleys.
> Reduce overhung loads.
> No need for constant re-tensioning.
> Excellent problem solver.
> Back idlers can be used.

Temperature Range

-35°C to +80°C

PREDATOR® ORDERING CODE IS COMPOSED AS FOLLOWS:	
SPB2120P	
SPB	- Section
2120	- Datum length (mm)
P	- Predator®
5VP800	
5V	- Section
P	- Predator®
800	- Effective length (1/10 inch)
AP50	
A	- Section
P	- Predator
50	- Inside length (inch)

NOTE:
For multiple Predator® belt drives, matched belts must be ordered.
See page 172 for more information on matched belts.

PREDATOR® CASE STUDY

Feed pump application

Maintenance & Energy Saving

End Market Industry

Coal Mine

Application

DMC feed pump

450kW @ 985rpm

Original Components

Belts = 14 x SPC5000 Optibelt Red Power II V-belts

DriveR Pulley = 14/SPC475 (made to order)

DriveN Pulley = 14/SPC1000 (made to order)

Problem

The existing belts were not lasting one month before requiring replacement even with the belts being re-tensioned. The belts were eroding within the harsh environment and debris present leading to excessive slippage and pulley groove wear. A simple indication is how low the belts were riding in the pulley grooves.

Solution Description

Belts = 10 x SPC5000P Predator® V-belts

DriveR Pulley = 10/SPC475 (standard)

DriveN Pulley = 10/SPC1000 (standard)



Benefits of Gates Product

The Predator® belts have successfully achieved 18 months service life with no maintenance required and are still showing no signs of abnormal wear.
With only 10 Predator® belts required, 4 less than previously installed, they still achieved 10 times more life. The new drive also allows standard off-the-shelf pulleys, resulting in large cost savings.



Before

After

PREDATOR®

SPBP / 5VP			
Width 17mm		Height 13mm	
Belt Ref. (ISO)	Belt Ref. (RMA)	Datum Length (mm)	Weight (kg)
SPB1260P		1260	0.27
SPB1500P		1500	0.35
SPB1600P		1600	0.37
SPB1700P		1700	0.39
SPB1800P		1800	0.42
SPB1900P		1900	0.45
SPB2000P		2000	0.45
	5VP800	2020	0.45
SPB2120P		2120	0.45
	5VP850	2150	0.47
SPB2240P		2240	0.48
	5VP900	2280	0.49
SPB2360P		2360	0.50
	5VP950	2410	0.55
SPB2500P		2500	0.58
	5VP1000	2530	0.59
SPB2650P		2650	0.60
	5VP1060	2680	0.61
SPB2800P		2800	0.61
	5VP1120	2840	0.62
	5VP1180	2990	0.63
SPB3000P		3000	0.65
SPB3150P	5VP1250	3150	0.74
SPB3350P	5VP1320	3350	0.80
SPB3550P	5VP1400	3550	0.86
SPB3750P		3750	0.91
	5VP1500	3800	0.92
SPB4000P		4000	0.96

SPBP / 5VP Cont.			
Width 17mm		Height 13mm	
Belt Ref. (ISO)	Belt Ref. (RMA)	Datum Length (mm)	Weight (kg)
	5VP1600	4050	0.97
SPB4250P		4250	1.01
	5VP1700	4310	1.02
SPB4500P		4500	1.12
	5VP1800	4560	1.13
SPB4750P		4750	1.17
	5VP1900	4820	1.19
SPB5000P		5000	1.23
	5VP2000	5070	1.24
SPB5300P		5300	1.29
	5VP2120	5370	1.30
SPB5600P		5600	1.35
	5VP2240	5680	1.37
	5VP2360	5980	1.44
SPB6000P		6000	1.45
SPB6300P		6300	1.51
	5VP2500	6340	1.53
SPB6700P		6700	1.60
	5VP2650	6720	1.61
SPB7100P	5VP2800	7100	1.68
SPB7500P		7500	1.70
	5VP3000	7610	1.71
SPB8000P	5VP3150	8000	1.72
	5VP3350	8500	1.85
	5VP3550	9010	2.06

NOTE:
For multiple Predator® belt drives matched belts must be ordered. Do not use a mix of SPBP & 5VP belts on the same drive.
Operates on either standard SPB or 5V pulleys.

SPCP		
Width 22mm	Height 18mm	
Belt Ref. (ISO)	Datum Length (mm)	Weight (kg)
SPC2000P	2000	0.68
SPC2120P	2120	0.74
SPC2240P	2240	0.78
SPC2360P	2360	0.81
SPC2500P	2500	0.86
SPC2650P	2650	0.94
SPC2800P	2800	0.98
SPC3000P	3000	1.10
SPC3150P	3150	1.26
SPC3350P	3350	1.35
SPC3550P	3550	1.43
SPC3750P	3750	1.50
SPC4000P	4000	1.61
SPC4250P	4250	1.71
SPC4500P	4500	1.91
SPC4750P	4750	1.96
SPC5000P	5000	2.01
SPC5300P	5300	2.13
SPC5600P	5600	2.25
SPC6000P	6000	2.41
SPC6300P	6300	2.53
SPC6700P	6700	3.00
SPC7100P	7100	3.16
SPC7500P	7500	3.32
SPC8000P	8000	3.52
SPC8500P	8500	3.72
SPC9000P	9000	3.92

NOTE:
For multiple Predator® belt drives matched belts must be ordered.
Operates on standard SPC pulleys.
Other lengths available on request (minimum order quantities may apply).

8VP		
Width 26mm	Height 23mm	
Belt Ref. (RMA)	Effective Length (mm)	Weight (kg)
8VP1600	4065	2.88
8VP1700	4320	3.07
8VP1800	4570	3.30
8VP1900	4825	3.48
8VP2000	5080	3.64
8VP2120	5385	3.86
8VP2240	5690	4.09
8VP2360	5995	4.28
8VP2500	6350	4.55
8VP2650	6730	4.81
8VP2800	7110	5.15
8VP3000	7620	5.49
8VP3150	8000	5.80
8VP3350	8510	6.17
8VP3550	9015	6.51

NOTE:
For multiple Predator® belt drives matched belts must be ordered.
Operates on standard 8V pulleys.

Predator Matching System

For more information on Gates Predator® matching system turn to page 173.

PREDATOR®

AP			
Width 13mm		Height 8mm	
Belt Ref. (RMA)	Datum Length (mm)	Outside Length (mm)	Weight (kg)
AP31	825	840	0.13
AP33	875	890	0.14
AP35	925	940	0.15
AP38	1000	1015	0.16
AP40	1055	1065	0.16
AP42	1105	1120	0.17
AP43	1130	1145	0.17
AP44	1155	1170	0.17
AP45	1180	1195	0.18
AP46	1205	1220	0.18
AP47	1230	1245	0.19
AP48	1255	1270	0.19
AP50	1310	1320	0.20
AP51	1330	1345	0.20
AP52	1355	1370	0.20
AP53	1385	1395	0.20
AP54	1410	1420	0.20
AP55	1435	1450	0.21
AP56	1460	1475	0.22
AP58	1510	1525	0.23
AP59	1535	1550	0.23
AP60	1560	1575	0.23
AP61	1585	1600	0.24
AP62	1610	1625	0.24
AP63	1635	1650	0.24
AP64	1660	1675	0.24
AP66	1715	1725	0.25
AP68	1765	1780	0.25
AP70	1815	1830	0.25
AP71	1840	1855	0.27
AP85	2195	2210	0.30
AP87	2245	2260	0.30
AP90	2325	2335	0.31
AP91	2350	2360	0.31

NOTE:
For multiple Predator® belt drives matched belts must be ordered.
Operates on standard A or SPA pulleys.
Other belt lengths available on request (minimum order quantities may apply).

BP			
Width 17mm		Height 11mm	
Belt Ref. (RMA)	Datum Length (mm)	Outside Length (mm)	Weight (kg)
BP32	870	890	0.22
BP38	1015	1040	0.26
BP40	1065	1090	0.29
BP42	1120	1145	0.30
BP44	1170	1195	0.30
BP46	1220	1245	0.31
BP48	1270	1295	0.31
BP50	1320	1345	0.32
BP51	1345	1370	0.32
BP52	1370	1395	0.32
BP53	1395	1420	0.33
BP54	1425	1450	0.33
BP55	1450	1475	0.34
BP56	1475	1500	0.34
BP57	1500	1525	0.34
BP58	1525	1550	0.34
BP59	1550	1575	0.35
BP60	1575	1600	0.35
BP61	1600	1625	0.35
BP62	1625	1650	0.35
BP63	1650	1675	0.36
BP64	1675	1700	0.36
BP65	1700	1725	0.36
BP66	1730	1755	0.37
BP68	1780	1805	0.38
BP70	1830	1855	0.42
BP71	1855	1880	0.43
BP75	1955	1980	0.44
BP78	2030	2055	0.45
BP80	2085	2110	0.46
BP81	2110	2135	0.48
BP83	2160	2185	0.48
BP85	2210	2235	0.49
BP90	2335	2360	0.51

BP Cont.			
Width 17mm		Height 11mm	
Belt Ref. (RMA)	Datum Length (mm)	Outside Length (mm)	Weight (kg)
BP93	2415	2440	0.55
BP95	2465	2490	0.59
BP97	2515	2540	0.60
BP100	2590	2615	0.60
BP103	2665	2690	0.61
BP105	2720	2745	0.61
BP108	2795	2820	0.62
BP112	2895	2920	0.62
BP120	3100	3125	0.67
BP124	3200	3225	0.74
BP128	3300	3325	0.78
BP136	3505	3530	0.83
BP144	3710	3735	0.87
BP158	4065	4090	0.90
BP173	4445	4470	1.16
BP195	5005	5030	1.20

NOTE:
For multiple Predator® belt drives matched belts must be ordered.
Operates on standard B or SPB pulleys.
Other belt lengths available on request (minimum order quantities may apply).

PREDATOR®

CP			
	Width 22mm	Height 14mm	
Belt Ref. (RMA)	Datum Length (mm)	Outside Length (mm)	Weight (kg)
CP85	2230	2260	0.90
CP90	2360	2390	0.95
CP96	2510	2540	0.97
CP99	2590	2615	1.01
CP100	2615	2640	1.04
CP105	2740	2770	1.12
CP112	2920	2945	1.17
CP120	3120	3150	1.25
CP128	3325	3355	1.28
CP136	3525	3555	1.36
CP144	3730	3760	1.61
CP158	4085	4115	1.64
CP162	4190	4215	1.67
CP173	4465	4495	1.78
CP180	4645	4675	1.84
CP195	5025	5055	1.98
CP240	6120	6145	2.35

NOTE:
For multiple Predator® belt drives matched belts must be ordered.
Operates on standard C or SPC pulleys.
Other belt lengths available on request (minimum order quantities may apply).

***Conditions Apply.**
Contact Gates Customer Service for details.

COMPACT DRIVE SAVES SPACE, WEIGHT AND MONEY

Compared with standard V-belt drives, the compact Predator® drive provides greater power capacity in half the width and weight, at a third of the cost and with no change in shaft loads. Predator® V-belts provide the ideal solution to replace costly, made to order, 8V belt drive pulleys with standard SPB or SPC.

Predator® - SPBP Belts

> **3 belts required**
> Rated kW/Strand: 53.5kW
> Total weight: 72.2 kg

VS

Standard - SPB Belts

> **6 belts required**
> Rated kW/Strand: 26.8kW
> Total weight: 114.6 kg

PREDATOR® POWERBAND®

Heavy duty, wrapped, aramid cord, joined V-belt

Gates Predator® Powerband® offers a solution for drives where single belts vibrate, turn over or jump off the pulleys. It consists of several V-belts joined together by a permanent, high strength tie band, thus being tougher than all the belts taken separately.

Predator® Powerband® is especially designed for demanding applications and harsh environments, offering a high resistance to vibration.

Classical B and C sections are available on request.

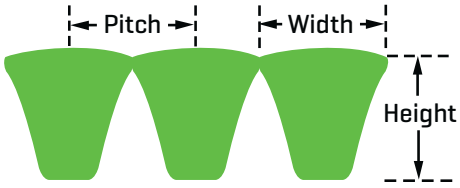

SECTIONS & NOMINAL DIMENSIONS:	Pitch (mm)	Width (mm)	Height (mm)
SPB-P	19.00	17	13
SPC-P	25.50	22	18
3VP / 9JP	10.32	10	8
5VP / 15JP	17.46	17	13
8VP	28.58	26	23

Construction

> Narrow cross-sections (classical on request).

> Strong tie band joins the back of all belts.

> Flex bonded aramid tensile cords.

> Double layer bare back fabric cover.

> Fibre-loaded compound for improved belt stability.

> Gates Curves provide full contact with pulley grooves for uniform loading of cords, uniform wear and increased belt life.

> Non self-igniting - the belt will not catch fire from heat build-up, even with severe slippage.

> Static conductive - ISO 1813 (SPB & SPC Predator® Powerbands® only).

Advantages

> Better resistance to vibrations.

> High stability and smooth running on the toughest drives.

> Maintenance free.

> Up to 2.2 times more power than standard V-belts.

> Aramid tensile cords easily handle shock loads.

> Up to 35% reduced drive cost.

> Up to 67% reduced drive width.

> Up to 50% reduced drive weight.

> Double layer bare back cover protects against slippage and punctures.

> No increase in shaft load.

> Replace MTO 8V drives with standard SPC pulleys.

> Reduce overhung loads.

> No need for constant re-tensioning.

> Excellent problem solver.

> Back idlers can be used.

Temperature Range

-35°C to +80°C

PREDATOR® POWERBAND® ORDERING CODE IS COMPOSED AS FOLLOWS:	
2/SPB2120P	
2	- Number of ribs
SPB	- Section
2120	- Datum length (mm)
P	- Predator®
2/5VP850	
2	- Number of ribs
5V	- Section
P	- Predator®
850	- Effective length (1/10 inch)

NOTE:
For multiple Predator® belt drives matched belts must be ordered.
See page 172 for more information on matched belts.

PREDATOR® POWERBAND®

SPBP		
Width 17mm	Height 13mm	Pitch 19.00mm
Belt Ref. (ISO)	Datum Length (mm)	Weight per Rib (kg)
#/SPB2120P	2120	0.68
#/SPB2240P	2240	0.72
#/SPB2360P	2360	0.76
#/SPB2500P	2500	0.81
#/SPB2650P	2650	0.85
#/SPB2800P	2800	0.90
#/SPB3000P	3000	0.97
#/SPB3150P	3150	1.02
#/SPB3350P	3350	1.08
#/SPB3550P	3550	1.15
#/SPB3750P	3750	1.21
#/SPB4000P	4000	1.29
#/SPB4250P	4250	1.38
#/SPB4500P	4500	1.46
#/SPB4750P	4750	1.54
#/SPB5000P	5000	1.62
#/SPB5300P	5300	1.72
#/SPB5600P	5600	1.81
#/SPB6000P	6000	1.94
#/SPB6300P	6300	2.04
#/SPB6700P	6700	2.17
#/SPB7100P	7100	2.30
#/SPB7500P	7500	2.43
#/SPB8000P	8000	2.59

 # = Number of ribs

Maximum number of ribs = 16

NOTE:

Operates on standard SPB pulleys.
Not compatible with 5V pulleys.
Predator® Powerbands® must be ordered as matched sets for multiple Powerband® drives.
See page 172 for more information on matched belts.
SPBP Predator® Powerbands® are all black due to a coating used on the fabric to pass ISO 1813.
Other belt lengths available on request (minimum order quantity may apply).

SPCP		
Width 22mm	Height 18mm	Pitch 25.50mm
Belt Ref. (ISO)	Datum Length (mm)	Weight per Rib (kg)
#/SPC3000P	3000	1.39
#/SPC3150P	3150	1.46
#/SPC3350P	3350	1.56
#/SPC3550P	3550	1.65
#/SPC3750P	3750	1.74
#/SPC4000P	4000	1.86
#/SPC4250P	4250	1.98
#/SPC4500P	4500	2.09
#/SPC4750P	4750	2.23
#/SPC5000P	5000	2.35
#/SPC5300P	5300	2.49
#/SPC5600P	5600	2.63
#/SPC6000P	6000	2.82
#/SPC6300P	6300	2.96
#/SPC6700P	6700	3.14
#/SPC7100P	7100	3.33
#/SPC7500P	7500	3.52
#/SPC8000P	8000	3.76
#/SPC8500P	8500	3.99
#/SPC9000P	9000	4.23
#/SPC10000P	10000	4.70
#/SPC10600P	10600	4.98
#/SPC11200P	11200	5.26

 # = Number of ribs

Maximum number of ribs = 12

NOTE:

Operates on standard SPC pulleys.
Predator® Powerbands® must be ordered as matched sets for multiple Powerband® drives.
See page 172 for more information on matched belts.
SPCP Predator® Powerbands® are all black due to a coating used on the fabric to pass ISO 1813.

PREDATOR® POWERBAND®

3VP / 9JP			
Width 10mm	Height 8mm	Pitch 10.32mm	
Belt Ref. (RMA)	Belt Ref. (ISO)	Effective Length (mm)	Weight per Rib (kg)
#/3VP450		1145	0.13
#/3VP475		1205	0.13
#/3VP500		1270	0.14
#/3VP530		1345	0.15
	#/9JP1400	1400	0.15
#/3VP560		1420	0.15
	#/9JP1500	1500	0.17
#/3VP600		1525	0.17
#/3VP630	#/9JP1600	1600	0.18
#/3VP670	#/9JP1700	1700	0.19
#/3VP710	#/9JP1800	1800	0.20
#/3VP750	#/9JP1900	1905	0.21
	#/9JP2000	2000	0.23
#/3VP800		2030	0.23
	#/9JP2120	2120	0.24
#/3VP850		2160	0.24
	#/9JP2240	2240	0.25
#/3VP900		2285	0.25
	#/9JP2360	2360	0.26
#/3VP950		2415	0.27
	#/9JP2500	2500	0.29
#/3VP1000		2540	0.29
	#/9JP2650	2650	0.30
#/3VP1060		2690	0.30
	#/9JP2800	2800	0.32
#/3VP1120		2845	0.32
#/3VP1180	#/9JP3000	3000	0.34
	#/9JP3150	3150	0.36
#/3VP1250		3175	0.36
#/3VP1320	#/9JP3350	3350	0.38
#/3VP1400	#/9JP3550	3555	0.40

 # = Number of ribs
Maximum number of ribs = 10 (3VP), 30 (9JP)

NOTE:
Operates on standard 3V pulleys.
Not compatible with SPZ pulleys.
ISO 9JP Predator® Powerbands® available on request.
Predator® Powerbands® must be ordered as matched sets for multiple Powerband drives.
See page 172 for more information on matched belts.

Predator® Matching System

For more information on Gates Predator® matching system turn to page 173.

5VP / 15JP			
Width 17mm	Height 13mm	Pitch 17.46mm	
Belt Ref. (RMA)	Belt Ref. (ISO)	Effective Length (mm)	Weight per Rib (kg)
	#/15JP1400	1400	0.40
	#/15JP1500	1500	0.43
#/5VP600		1525	0.44
#/5VP630	#/15JP1600	1600	0.45
#/5VP670	#/15JP1700	1700	0.47
#/5VP710	#/15JP1800	1800	0.54
#/5VP750	#/15JP1900	1900	0.55
	#/15JP2000	2000	0.57
#/5VP800		2030	0.57
	#/15JP2120	2120	0.60
#/5VP850		2160	0.62
#/5VP870		2210	0.64
	#/15JP2240	2240	0.65
#/5VP900	#/15JP2360	2285	0.65
	#/15JP2360	2360	0.67
#/5VP950		2415	0.68
	#/15JP2500	2500	0.70
#/5VP1000		2540	0.71
	#/15JP2650	2650	0.75
#/5VP1060		2690	0.76
	#/15JP2800	2800	0.80
#/5VP1120		2845	0.81
#/5VP1180	#/15JP3000	3000	0.85
	#/15JP3150	3150	0.90
#/5VP1250		3175	0.91
#/5VP1320	#/15JP3350	3350	0.96
#/5VP1400	#/15JP3550	3555	1.02
	#/15JP3750	3750	1.07
#/5VP1500		3810	1.09
	#/15JP4000	4000	1.15
#/5VP1600		4065	1.17
	#/15JP4250	4250	1.23
#/5VP1700		4320	1.25
	#/15JP4500	4500	1.29
#/5VP1800		4570	1.31
	#/15JP4750	4750	1.37
#/5VP1900		4825	1.40
	#/15JP5000	5000	1.45
#/5VP2000		5080	1.48
#/5VP2030		5155	1.50
	#/15JP5300	5300	1.54
#/5VP2120		5385	1.57
	#/15JP5600	5600	1.64
#/5VP2240		5690	1.67
#/5VP2360	#/15JP6000	5995	1.77
	#/15JP6300	6300	1.84
#/5VP2500		6350	1.85
	#/15JP6700	6700	1.95
#/5VP2650		6730	1.96
	#/15JP7100	7100	2.08

PREDATOR® POWERBAND®

5VP / 15JP Cont.			
Width 17mm	Height 13mm	Pitch 17.46mm	
Belt Ref. (RMA)	Belt Ref. (ISO)	Effective Length (mm)	Weight per Rib (kg)
#/5VP2800		7110	2.08
	#/15JP7500	7500	2.19
#/5VP3000		7620	2.22
#/5VP3150	#/15JP8000	8000	2.35
#/5VP3350	#/15JP8500	8510	2.50
#/5VP3550	#/15JP9000	9015	2.63

 # = Number of ribs
Maximum number of ribs = 16

NOTE:
Operates on standard 5V pulleys.
Not compatible with SPB pulleys.
ISO 15JP Predator® Powerbands® available on request.
Predator® Powerbands® must be ordered as matched sets for multiple Powerband® drives.
See page 172 for more information on matched belts.

8VP		
Width 26mm	Height 23mm	Pitch 28.58mm
Belt Ref. (RMA)	Effective Length (mm)	Weight per Rib (kg)
#/8VP1000	2540	1.77
#/8VP1060	2690	1.89
#/8VP1120	2845	2.01
#/8VP1180	2995	2.12
#/8VP1250	3175	2.27
#/8VP1320	3355	2.39
#/8VP1400	3555	2.54
#/8VP1500	3810	2.73
#/8VP1600	4065	2.88
#/8VP1700	4320	3.07
#/8VP1800	4570	3.30
#/8VP1900	4825	3.48
#/8VP2000	5080	3.64
#/8VP2120	5385	3.86
#/8VP2240	5690	4.09
#/8VP2360	5995	4.28
#/8VP2500	6350	4.55
#/8VP2650	6730	4.81
#/8VP2800	7110	5.15
#/8VP3000	7620	5.49
#/8VP3150	8000	5.80
#/8VP3350	8510	6.17
#/8VP3550	9015	6.51
#/8VP3750	9525	6.85
#/8VP4000	10160	7.31
#/8VP4250	10795	7.76
#/8VP4500	11430	8.22
#/8VP4750	12065	8.71
#/8VP5000	12700	9.17
#/8VP5600	14225	10.34
#/8VP6000	15240	11.10

 # = Number of ribs
Maximum number of ribs = 12

NOTE:
Operates on standard 8V pulleys.
Predator® Powerbands® must be ordered as matched sets for multiple Powerband® drives.
See page 172 for more information on matched belts.

HI-POWER® II

Wrapped, classical cross-section V-belt

The wrapped classical section Hi-Power® II V-belt has a big reputation for reliability on agricultural and industrial applications.

Hi-Power® II are used in applications across all types of industries and markets. They are renowned for out-performing and out-lasting competitive belts due to their superior construction.

Hi-Power® II belts that last longer lead to less downtime and maintenance and hence produces more uptime.

Gates Curves

CONVENTIONAL V-BELT GATES V-BELT

SECTIONS & NOMINAL DIMENSIONS:	Width (mm)	Height (mm)
Z (M)	10	6
A	13	8
B	17	11
C	22	14
D	32	19
E	38	25

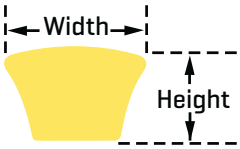

Construction

> Classical cross-section.

> Fibre-loaded compound for improved belt stability.

> Gates Curves provide full contact with pulley grooves for uniform loading of cords, uniform wear and increased belt life.

> Flex-Bonded polyester cords for equal load distribution and reduced stress from flexing.

> Flex-Weave® Cover is a patented fabric construction for longer life, providing extended protection to the belt core from oil, dirt and heat.

> Non self-igniting - the belt will not catch fire from heat build-up, even with severe slippage.

> Static conductive - ISO 1813 and RMA IP3-3.

Advantages

> Premium performance.

> Oil and heat resistant.

> Excellent performance/cost ratio.

> Suitable for dirty/dusty environments.

> Match free system: all sizes meet Gates V80® tolerances, can be installed without matching.

> Back idlers can be used.

> Tolerates mild clutching or drive slip.

Temperature Range

-35°C to +60°C

HI-POWER® II ORDERING CODE IS COMPOSED AS FOLLOWS:	
Z19	
Z	- Section
19	- Inside length (inch)

HI-POWER® II

Z					
Width 10mm			Height 6mm		
Belt Ref. (RMA)	Belt Ref. (ISO)	Datum Length (mm)	Outside Length (mm)	Weight (kg)	M Section Belt Equivalent
Z16	Z447	447	450	0.03	**M16**
Z17.5	Z470	470	475	0.03	**M17.5**
Z18.5	Z495	495	500	0.04	**M18.5**
Z19	Z505	505	510	0.04	**M19**
Z19.5	Z520	520	525	0.04	**M19.5**
Z20	Z537	537	540	0.04	**M20**
Z20.5	Z550	550	555	0.04	**M20.5**
Z22	Z580	580	585	0.04	**M22**
Z22.5	Z595	595	600	0.04	**M22.5**
Z23.5	Z620	620	625	0.04	**M23.5**
Z24	Z630	630	635	0.05	**M24**
Z25	Z655	655	655	0.05	**M25**
Z26	Z675	675	678	0.05	**M26**
Z26.5	Z695	695	695	0.05	**M26.5**
Z28	Z730	730	735	0.05	**M28**
Z28.5	Z747	747	750	0.05	**M28.5**
Z29	Z755	755	755	0.05	**M29**
Z29.5	Z755	755	775	0.06	**M29.5**
Z30.5	Z795	795	800	0.06	**M30.5**
Z31	Z805	805	810	0.06	**M31**
Z31.5	Z820	820	825	0.06	**M31.5**
Z32.5	Z845	845	850	0.06	**M32.5**
Z33.5	Z870	870	875	0.06	**M33.5**
Z34	Z887	887	890	0.06	**M34**
Z34.5	Z895	895	900	0.06	**M34.5**
Z35.5	Z920	920	925	0.07	**M35.5**
Z36	Z930	930	935	0.07	**M36**
Z37	Z955	955	960	0.07	**M37**
Z37.5	Z970	970	975	0.07	**M37.5**
Z38.5	Z995	995	1000	0.07	**M38.5**
Z39	Z1005	1005	1005	0.07	**M39**
Z39.5	Z1020	1020	1025	0.07	**M39.5**
Z40	Z1038	1038	1041	0.07	**M40**
Z41	Z1063	1063	1065	0.08	**M41**
Z41.5	Z1070	1070	1075	0.08	**M41.5**
Z42	Z1080	1080	1085	0.08	**M42**
Z44	Z1140	1140	1145	0.05	**M44**
Z45	Z1170	1170	1175	0.08	**M45**
Z45.5	Z1180	1180	1185	0.08	**M45.5**
Z46	Z1200	1200	1205	0.09	**M46**
Z47	Z1220	1220	1225	0.08	**M47**
Z48	Z1245	1245	1250	0.09	**M48**
Z48.5	Z1255	1255	1255	0.09	**M48.5**
Z49	Z1270	1270	1275	0.09	**M49**
Z50	Z1295	1295	1300	0.09	**M50**
Z51	Z1320	1320	1325	0.09	**M52**
Z52	Z1340	1340	1345	0.10	**M53**
Z53	Z1368	1368	1371	0.10	**M54**
Z54	Z1393	1393	1396	0.10	**M55**
Z55	Z1420	1420	1425	0.10	**M56**

Z Cont.					
Width 10mm			Height 6mm		
Belt Ref. (RMA)	Belt Ref. (ISO)	Datum Length (mm)	Outside Length (mm)	Weight (kg)	M Section Belt Equivalent
Z56	Z1444	1444	1447	0.10	**M57**
Z57	Z1470	1470	1475	0.10	**M58**
Z58	Z1497	1497	1500	0.10	**M59**
Z59	Z1520	1520	1525	0.11	**M60**
Z60	Z1546	1546	1549	0.11	**M61**
Z61	Z1572	1572	1575	0.11	**M62**
Z62	Z1597	1597	1600	0.11	**M63**
Z63	Z1622	1622	1620	0.11	**M64**
Z63.5	Z1630	1630	1625	0.11	**M65**
Z64	Z1648	1648	1651	0.11	**M66**
Z65	Z1673	1673	1676	0.12	**M67**
Z66	Z1697	1697	1700	0.12	**M68**
Z67	Z1720	1720	1725	0.12	**M69**
Z68	Z1747	1747	1750	0.12	**M70**
Z69	Z1772	1772	1775	0.12	**M71**
Z70	Z1797	1797	1800	0.13	**M72**
Z71	Z1820	1820	1825	0.13	**M73**
Z73	Z1872	1872	1875	0.13	**M74**
Z75	Z1920	1920	1925	0.13	**M75**
Z78	Z1997	1997	2000	0.14	**M78**
Z79	Z2022	2022	2025	0.14	**M79**
Z83.5	Z2142	2142	2145	0.15	**M83.5**
Z88	Z2262	2262	2265	0.16	**M88**
Z93	Z2382	2382	2385	0.17	**M93**
Z98	Z2522	2522	2525	0.18	**M98**

NOTE:
Operates on standard Z, SPZ or 3V pulleys.
Most sizes also available as a notched, raw edge belt construction (ZX).
Other belt lengths available on request (minimum order quantity may apply).

HI-POWER® II

A				
	Width 13mm		Height 8mm	
Belt Ref. (RMA)	Belt Ref. (ISO)	Datum Length (mm)	Outside Length (mm)	Weight (kg)
A18	A487	487	502	0.06
A19	A510	510	525	0.06
A20	A538	538	553	0.07
A21	A570	570	585	0.07
A22	A595	595	610	0.07
A23	A620	620	635	0.07
A24	A645	645	660	0.07
A25	A680	680	685	0.08
A26	A705	705	710	0.08
A27	A720	720	735	0.08
A28	A745	745	760	0.09
A29	A770	770	785	0.09
A30	A795	795	815	0.09
A31	A825	825	840	0.10
A32	A850	850	865	0.11
A33	A875	875	890	0.11
A34	A900	900	915	0.11
A35	A925	925	940	0.11
A36	A950	950	965	0.12
A37	A975	975	990	0.12
A38	A1000	1000	1015	0.12
A39	A1025	1025	1040	0.13
A40	A1055	1055	1065	0.13
A41	A1080	1080	1090	0.13
A42	A1105	1105	1120	0.14
A43	A1130	1130	1145	0.14
A44	A1155	1155	1170	0.14
A45	A1180	1180	1195	0.15
A46	A1205	1205	1220	0.15
A47	A1230	1230	1245	0.15
A48	A1255	1255	1270	0.16
A49	A1280	1280	1295	0.16
A50	A1310	1310	1320	0.16
A51	A1330	1330	1345	0.17
A52	A1355	1355	1370	0.17
A53	A1385	1385	1395	0.17
A54	A1410	1410	1420	0.17
A55	A1435	1435	1450	0.18
A56	A1460	1460	1475	0.18
A57	A1485	1485	1500	0.18
A58	A1510	1510	1525	0.19
A59	A1535	1535	1550	0.19
A60	A1560	1560	1575	0.19
A61	A1585	1585	1600	0.20
A62	A1610	1610	1625	0.20
A63	A1635	1635	1650	0.20
A64	A1660	1660	1675	0.21
A65	A1690	1690	1700	0.21
A66	A1715	1715	1725	0.21
A67	A1735	1735	1755	0.22

A Cont.				
	Width 13mm		Height 8mm	
Belt Ref. (RMA)	Belt Ref. (ISO)	Datum Length (mm)	Outside Length (mm)	Weight (kg)
A68	A1765	1765	1780	0.22
A69	A1790	1790	1805	0.22
A70	A1815	1815	1830	0.23
A71	A1840	1840	1855	0.23
A72	A1865	1865	1880	0.23
A73	A1890	1890	1905	0.23
A74	A1915	1915	1930	0.24
A75	A1940	1940	1955	0.24
A76	A1965	1965	1980	0.26
A77	A1990	1990	2005	0.25
A78	A2020	2020	2030	0.25
A79	A2040	2040	2055	0.25
A80	A2070	2070	2085	0.26
A81	A2095	2095	2110	0.26
A82	A2120	2120	2135	0.26
A83	A2145	2145	2160	0.28
A84	A2170	2170	2185	0.28
A85	A2195	2195	2210	0.27
A86	A2220	2220	2235	0.29
A87	A2245	2245	2260	0.29
A88	A2270	2270	2285	0.30
A89	A2295	2295	2310	0.30
A90	A2325	2325	2335	0.30
A91	A2350	2350	2360	0.30
A92	A2375	2375	2390	0.31
A93	A2400	2400	2415	0.31
A94	A2425	2425	2440	0.31
A95	A2450	2450	2465	0.32
A96	A2475	2475	2490	0.32
A97	A2500	2500	2515	0.32
A98	A2525	2525	2540	0.33
A99	A2550	2550	2565	0.33
A100	A2575	2575	2590	0.33
A101	A2600	2600	2615	0.34
A102	A2625	2625	2640	0.34
A103	A2650	2650	2665	0.34
A104	A2680	2680	2690	0.35
A105	A2705	2705	2720	0.35
A107	A2755	2755	2770	0.36
A108	A2780	2780	2795	0.36
A110	A2830	2830	2845	0.37
A112	A2880	2880	2895	0.37
A113	A2905	2905	2920	0.38
A114	A2930	2930	2945	0.39
A115	A2955	2955	2970	0.39
A116	A2980	2980	2995	0.39
A117	A3010	3010	3025	0.39
A118	A3035	3035	3050	0.39
A120	A3085	3085	3100	0.40
A124	A3185	3185	3200	0.41

HI-POWER® II

A Cont.				
Width 13mm		Height 8mm		
Belt Ref. (RMA)	Belt Ref. (ISO)	Datum Length (mm)	Outside Length (mm)	Weight (kg)
A125	A3210	3210	3225	0.41
A127	A3256	3265	3280	0.42
A128	A3290	3290	3300	0.43
A130	A3340	3340	3355	0.43
A132	A3390	3390	3405	0.45
A133	A3415	3415	3430	0.45
A134	A3440	3440	3455	0.45
A136	A3490	3490	3505	0.45
A137	A3515	3515	3530	0.46
A140	A3590	3590	3605	0.47
A144	A3695	3695	3710	0.48
A147	A3770	3770	3785	0.49
A148	A3780	3780	3795	0.50
A150	A3845	3845	3860	0.51
A152	A3895	3895	3910	0.51
A156	A3995	3995	4015	0.51
A157	A4020	4020	4040	0.52
A158	A4045	4045	4065	0.53
A162	A4145	4145	4165	0.55
A167	A4270	4270	4295	0.56
A173	A4430	4430	4445	0.58
A180	A4610	4610	4625	0.60
A187	A4780	4780	4795	0.63
A195	A4950	4950	4965	0.62
A196	A5015	5015	5030	0.63
A197	A5030	5030	5045	0.66
A200	A5120	5120	5130	0.67

NOTE:
Operates on standard A or SPA pulleys.
Other belt lengths available on request (minimum order quantity may apply).

B				
Width 17mm		Height 11mm		
Belt Ref. (RMA)	Belt Ref. (ISO)	Datum Length (mm)	Outside Length (mm)	Weight (kg)
B24	B670	670	695	0.13
B25	B695	695	710	0.14
B26	B710	710	735	0.14
B27	B735	735	760	0.15
B28	B770	770	785	0.15
B29	B795	795	815	0.16
B30	B815	815	840	0.16
B31	B845	845	865	0.17
B32	B870	870	890	0.17
B33	B895	895	915	0.18
B34	B920	920	940	0.18
B35	B940	940	965	0.20
B36	B965	965	990	0.20
B37	B990	990	1015	0.21
B38	B1015	1015	1040	0.21
B39	B1040	1040	1065	0.22
B40	B1065	1065	1090	0.22
B41	B1095	1095	1120	0.23
B42	B1120	1120	1145	0.23
B43	B1145	1145	1170	0.24
B44	B1170	1170	1195	0.24
B45	B1195	1195	1220	0.25
B46	B1220	1220	1245	0.25
B47	B1245	1245	1270	0.26
B48	B1270	1270	1295	0.26
B49	B1295	1295	1320	0.27
B50	B1320	1320	1345	0.27
B51	B1345	1345	1370	0.28
B52	B1370	1370	1395	0.28
B53	B1395	1395	1420	0.29
B54	B1425	1425	1450	0.30
B55	B1450	1450	1475	0.30
B56	B1475	1475	1500	0.31
B57	B1500	1500	1525	0.31
B58	B1525	1525	1550	0.32
B59	B1550	1550	1575	0.32
B60	B1575	1575	1600	0.33
B61	B1600	1600	1625	0.33
B62	B1625	1625	1650	0.34
B63	B1650	1650	1675	0.34
B64	B1675	1675	1700	0.35
B65	B1700	1700	1725	0.35
B66	B1730	1730	1755	0.36
B67	B1755	1755	1780	0.36
B68	B1780	1780	1805	0.37
B69	B1805	1805	1830	0.37
B70	B1830	1830	1855	0.38
B71	B1855	1855	1880	0.39
B72	B1880	1880	1905	0.39
B73	B1905	1905	1930	0.40

HI-POWER® II

B Cont.				
Width 17mm		Height 11mm		
Belt Ref. (RMA)	Belt Ref. (ISO)	Datum Length (mm)	Outside Length (mm)	Weight (kg)
B74	B1930	1930	1955	0.40
B75	B1955	1955	1980	0.41
B76	B1980	1980	2005	0.41
B77	B2005	2005	2030	0.42
B78	B2030	2030	2055	0.42
B79	B2060	2060	2085	0.44
B80	B2085	2085	2110	0.43
B81	B2110	2110	2135	0.44
B82	B2135	2135	2160	0.44
B83	B2160	2160	2185	0.45
B84	B2185	2185	2210	0.46
B85	B2210	2210	2235	0.46
B86	B2235	2235	2260	0.46
B87	B2260	2260	2285	0.48
B88	B2285	2285	2310	0.48
B89	B2310	2310	2335	0.49
B90	B2335	2335	2360	0.48
B91	B2365	2365	2390	0.50
B92	B2390	2390	2415	0.51
B93	B2415	2415	2440	0.51
B94	B2440	2440	2465	0.52
B95	B2465	2465	2490	0.52
B96	B2490	2490	2515	0.53
B97	B2515	2515	2540	0.53
B98	B2540	2540	2565	0.54
B99	B2565	2565	2590	0.54
B100	B2590	2590	2615	0.55
B101	B2615	2615	2640	0.56
B102	B2640	2640	2665	0.56
B103	B2665	2665	2690	0.56
B104	B2695	2695	2720	0.57
B105	B2720	2720	2745	0.58
B106	B2745	2745	2770	0.58
B107	B2770	2770	2795	0.57
B108	B2795	2795	2820	0.59
B109	B2820	2820	2845	0.60
B110	B2845	2845	2870	0.60
B111	B2870	2870	2895	0.61
B112	B2895	2895	2920	0.61
B113	B2920	2920	2945	0.62
B114	B2945	2945	2970	0.62
B115	B2970	2970	2995	0.63
B116	B3000	3000	3025	0.63
B117	B3025	3025	3050	0.63
B118	B3050	3050	3075	0.64
B119	B3075	3075	3100	0.65
B120	B3100	3100	3125	0.66
B122	B3150	3150	3175	0.67
B123	B3175	3175	3200	0.68
B124	B3200	3200	3225	0.68

B Cont.				
Width 17mm		Height 11mm		
Belt Ref. (RMA)	Belt Ref. (ISO)	Datum Length (mm)	Outside Length (mm)	Weight (kg)
B125	B3225	3225	3250	0.69
B126	B3250	3250	3275	0.69
B127	B3275	3275	3300	0.69
B128	B3300	3300	3325	0.70
B130	B3350	3350	3380	0.71
B131	B3380	3380	3405	0.71
B132	B3405	3405	3430	0.73
B133	B3430	3430	3455	0.73
B134	B3455	3455	3480	0.73
B135	B3480	3480	3505	0.72
B136	B3505	3505	3530	0.74
B137	B3530	3530	3555	0.74
B138	B3555	3555	3580	0.74
B139	B3580	3580	3605	0.75
B140	B3610	3610	3630	0.76
B141	B3635	3635	3660	0.77
B142	B3660	3660	3685	0.78
B143	B3685	3685	3710	0.78
B144	B3710	3710	3735	0.78
B145	B3735	3735	3760	0.79
B146	B3760	3760	3785	0.80
B147	B3785	3785	3810	0.80
B148	B3810	3810	3835	0.81
B149	B3835	3835	3860	0.82
B150	B3860	3860	3885	0.82
B151	B3885	3885	3910	0.83
B152	B3910	3910	3935	0.83
B153	B3940	3940	3960	0.84
B154	B3965	3965	3990	0.84
B156	B4015	4015	4040	0.85
B157	B4040	4040	4065	0.85
B158	B4065	4065	4090	0.86
B160	B4115	4115	4140	0.87
B161	B4140	4140	4165	0.87
B162	B4165	4165	4190	0.88
B163	B4185	4185	4210	0.88
B164	B4215	4215	4240	0.89
B165	B4240	4240	4265	0.90
B166	B4265	4265	4295	0.90
B167	B4295	4295	4320	0.91
B168	B4320	4320	4345	0.92
B169	B4345	4345	4370	0.92
B170	B4370	4370	4395	0.93
B172	B4420	4420	4445	0.93
B173	B4445	4445	4470	0.94
B174	B4470	4470	4495	0.94
B175	B4495	4495	4520	0.95
B177	B4545	4545	4570	0.96
B178	B4570	4570	4595	0.97
B180	B4625	4625	4650	0.98

HI-POWER® II

B Cont.				
Width 17mm		Height 11mm		
Belt Ref. (RMA)	Belt Ref. (ISO)	Datum Length (mm)	Outside Length (mm)	Weight (kg)
B182	B4675	4675	4700	0.99
B184	B4725	4725	4750	1.00
B185	B4750	4750	4775	1.01
B186	B4775	4775	4800	1.01
B187	B4800	4800	4825	1.03
B188	B4825	4825	4850	1.03
B190	B4875	4875	4900	1.04
B191	B4900	4900	4925	1.04
B192	B4930	4930	4955	1.05
B195	B5005	5005	5030	1.06
B196	B5030	5030	5055	1.06
B197	B5040	5040	5065	1.08
B199	B5105	5105	5130	1.08
B200	B5130	5130	5155	1.09
B201	B5155	5155	5180	1.09
B204	B5235	5235	5260	1.10
B205	B5255	5255	5285	1.11
B206	B5280	5280	5305	1.12
B208	B5335	5335	5360	1.13
B210	B5385	5385	5410	1.14
B212	B5400	5400	5410	1.14
B215	B5475	5475	5485	1.15
B217	B5525	5525	5535	1.15
B218	B5550	5550	5565	1.16
B220	B5625	5625	5635	1.18
B221	B5640	5640	5650	1.18
B223	B5680	5680	5690	1.18
B224	B5700	5700	5710	1.19
B225	B5730	5730	5740	1.20
B228	B5805	5805	5815	1.20
B229	B5825	5825	5835	1.21
B230	B5855	5855	5865	1.22
B234	B5960	5960	5970	1.24
B235	B5985	5985	5995	1.25
B236	B6010	6010	6020	1.27
B237	B6035	6035	6045	1.28
B240	B6110	6110	6120	1.29
B248	B6315	6315	6325	1.33
B249	B6340	6340	6350	1.33
B253	B6435	6435	6445	1.34
B255	B6485	6485	6495	1.34
B259	B6585	6585	6595	1.36
B264	B6710	6710	6720	1.38
B265	B6745	6745	6755	1.41
B270	B6870	6870	6880	1.45
B276	B7025	7025	7035	1.48
B279	B7100	7100	7110	1.51
B280	B7140	7140	7150	1.53
B285	B7255	7255	7265	1.55
B290	B7380	7380	7390	1.58

B Cont.				
Width 17mm		Height 11mm		
Belt Ref. (RMA)	Belt Ref. (ISO)	Datum Length (mm)	Outside Length (mm)	Weight (kg)
B292	B7430	7430	7440	1.59
B293	B7455	7455	7465	1.59
B300	B7635	7635	7645	1.63
B310	B7890	7890	7900	1.71
B315	B8015	8015	8025	1.71
B330	B8395	8395	8405	1.73
B340	B8650	8650	8660	1.77
B345	B8780	8780	8790	1.80
B355	B9030	9030	9040	1.81
B360	B9160	9160	9170	1.83
B394	B10015	10015	10025	2.09
B433	B11000	11000	11010	2.30
B472	B12000	12000	12010	2.56

NOTE:
Operates on standard B, SPB or 5V pulleys.
Other belt lengths available on request (minimum order quantity may apply).

HI-POWER® II

C				
Width 22mm		Height 14mm		
Belt Ref. (RMA)	Belt Ref. (ISO)	Datum Length (mm)	Outside Length (mm)	Weight (kg)
C42	C1145	1145	1170	0.43
C43	C1165	1165	1195	0.44
C44	C1195	1195	1220	0.45
C45	C1220	1220	1245	0.46
C46	C1245	1245	1270	0.46
C47	C1270	1270	1295	0.47
C48	C1290	1290	1320	0.47
C49	C1320	1320	1345	0.49
C50	C1345	1345	1370	0.50
C51	C1370	1370	1395	0.50
C52	C1395	1395	1420	0.51
C53	C1420	1420	1450	0.51
C54	C1445	1445	1475	0.52
C55	C1470	1470	1500	0.53
C56	C1495	1495	1525	0.53
C57	C1520	1520	1550	0.54
C58	C1545	1545	1575	0.55
C59	C1570	1570	1600	0.59
C60	C1595	1595	1625	0.58
C61	C1620	1620	1650	0.58
C62	C1650	1650	1675	0.58
C63	C1675	1675	1700	0.59
C64	C1700	1700	1725	0.60
C65	C1725	1725	1755	0.61
C66	C1750	1750	1780	0.62
C67	C1775	1775	1805	0.63
C68	C1800	1800	1830	0.67
C69	C1825	1825	1855	0.65
C70	C1850	1850	1880	0.65
C71	C1875	1875	1905	0.66
C72	C1900	1900	1930	0.67
C73	C1925	1925	1955	0.69
C74	C1950	1950	1980	0.69
C75	C1980	1980	2005	0.70
C76	C2005	2005	2030	0.71
C77	C2014	2014	2039	0.73
C78	C2055	2055	2085	0.73
C79	C2080	2080	2110	0.74
C80	C2105	2105	2135	0.76
C81	C2130	2130	2160	0.76
C82	C2155	2155	2185	0.77
C83	C2180	2180	2210	0.78
C84	C2205	2205	2235	0.79
C85	C2230	2230	2260	0.80
C86	C2255	2255	2285	0.81
C87	C2285	2285	2310	0.82
C88	C2310	2310	2335	0.82
C89	C2335	2335	2360	0.84
C90	C2360	2360	2390	0.84
C91	C2385	2385	2415	0.85

C Cont.				
Width 22mm		Height 14mm		
Belt Ref. (RMA)	Belt Ref. (ISO)	Datum Length (mm)	Outside Length (mm)	Weight (kg)
C92	C2410	2410	2440	0.86
C91	C2385	2385	2415	0.85
C92	C2410	2410	2440	0.86
C93	C2435	2435	2465	0.87
C94	C2460	2460	2490	0.89
C95	C2485	2485	2515	0.89
C96	C2510	2510	2540	0.90
C97	C2535	2535	2565	0.91
C98	C2560	2560	2590	0.91
C99	C2590	2590	2615	0.92
C100	C2615	2615	2640	0.93
C101	C2640	2640	2665	0.94
C102	C2665	2665	2690	0.95
C103	C2690	2690	2720	0.96
C104	C2715	2715	2745	0.97
C105	C2740	2740	2770	0.98
C106	C2765	2765	2795	1.00
C107	C2790	2790	2820	1.01
C108	C2815	2815	2845	1.01
C109	C2840	2840	2870	1.02
C110	C2865	2865	2895	1.03
C111	C2890	2890	2920	1.02
C112	C2920	2920	2945	1.05
C113	C2945	2945	2970	1.07
C114	C2970	2970	2995	1.08
C115	C2995	2995	3025	1.08
C116	C3020	3020	3050	1.09
C117	C3045	3045	3075	1.10
C118	C3070	3070	3100	1.11
C119	C3095	3095	3120	1.11
C120	C3120	3120	3150	1.12
C121	C3145	3145	3170	1.14
C122	C3170	3170	3200	1.15
C123	C3195	3195	3220	1.16
C124	C3225	3225	3250	1.16
C125	C3250	3250	3275	1.17
C126	C3275	3275	3300	1.19
C127	C3300	3300	3325	1.19
C128	C3325	3325	3355	1.20
C130	C3375	3375	3405	1.22
C131	C3400	3400	3430	1.23
C132	C3425	3425	3455	1.23
C133	C3450	3450	3480	1.24
C134	C3475	3475	3505	1.25
C135	C3500	3500	3530	1.26
C136	C3525	3525	3555	1.27
C137	C3550	3550	3580	1.29
C138	C3575	3575	3605	1.30
C139	C3600	3600	3630	1.31
C140	C3630	3630	3660	1.32

HI-POWER® II

C Cont.				
Width 22mm		Height 14mm		
Belt Ref. (RMA)	Belt Ref. (ISO)	Datum Length (mm)	Outside Length (mm)	Weight (kg)
C141	C3655	3655	3685	1.33
C142	C3680	3680	3710	1.34
C143	C3705	3705	3735	1.35
C144	C3730	3730	3760	1.36
C145	C3755	3755	3785	1.36
C146	C3780	3780	3810	1.37
C147	C3805	3805	3835	1.38
C148	C3835	3835	3860	1.39
C149	C3860	3860	3885	1.40
C150	C3885	3885	3910	1.41
C151	C3910	3910	3935	1.41
C152	C3935	3935	3960	1.42
C153	C3960	3960	3990	1.43
C154	C3985	3985	4015	1.44
C155	C4010	4010	4040	1.45
C156	C4035	4035	4065	1.46
C157	C4060	4060	4090	1.47
C158	C4085	4085	4115	1.49
C160	C4140	4140	4165	1.50
C162	C4190	4190	4215	1.51
C164	C4240	4240	4265	1.53
C165	C4265	4265	4295	1.54
C166	C4295	4295	4320	1.56
C167	C4320	4320	4345	1.57
C168	C4345	4345	4370	1.56
C169	C4370	4370	4395	1.58
C170	C4395	4395	4420	1.59
C173	C4465	4465	4495	1.62
C175	C4520	4520	4545	1.63
C176	C4545	4545	4570	1.64
C177	C4570	4570	4595	1.65
C178	C4595	4595	4620	1.66
C180	C4645	4645	4675	1.68
C181	C4670	4670	4700	1.69
C182	C4695	4695	4720	1.70
C183	C4720	4720	4750	1.72
C184	C4745	4745	4770	1.74
C185	C4770	4770	4800	1.76
C187	C4825	4825	4850	1.77
C188	C4850	4850	4875	1.79
C189	C4875	4875	4900	1.82
C190	C4900	4900	4930	1.84
C193	C4975	4975	5000	1.85
C195	C5025	5025	5055	1.87
C197	C5080	5080	5105	1.91
C198	C5105	5105	5130	1.92
C200	C5155	5155	5180	1.94
C202	C5205	5205	5230	1.96
C204	C5255	5255	5285	1.97
C205	C5280	5280	5305	1.97

C Cont.				
Width 22mm		Height 14mm		
Belt Ref. (RMA)	Belt Ref. (ISO)	Datum Length (mm)	Outside Length (mm)	Weight (kg)
C205	C5280	5280	5305	1.97
C206	C5305	5305	5330	1.98
C207	C5330	5330	5360	1.99
C208	C5355	5355	5385	2.00
C210	C5405	5405	5435	2.01
C214	C5455	5455	5485	2.05
C215	C5480	5480	5510	2.06
C218	C5560	5560	5590	2.08
C220	C5610	5610	5640	2.10
C221	C5635	5635	5665	2.10
C222	C5660	5660	5690	2.12
C225	C5735	5735	5765	2.13
C228	C5810	5810	5840	2.15
C229	C5835	5835	5865	2.16
C230	C5860	5860	5890	2.17
C235	C5990	5990	6020	2.23
C236	C6015	6015	6040	2.25
C238	C6065	6065	6095	2.26
C240	C6120	6120	6145	2.28
C245	C6245	6245	6275	2.32
C246	C6270	6270	6300	2.33
C248	C6320	6320	6350	2.35
C250	C6370	6370	6400	2.37
C255	C6500	6500	6530	2.42
C264	C6730	6730	6760	2.55
C265	C6755	6755	6780	2.51
C270	C6880	6880	6910	2.56
C275	C7005	7005	7035	2.62
C276	C7030	7030	7060	2.66
C280	C7135	7135	7165	2.66
C285	C7260	7260	7290	2.70
C290	C7385	7385	7415	2.80
C295	C7515	7515	7545	2.85
C297	C7565	7565	7595	2.88
C300	C7640	7640	7670	2.89
C303	C7710	7710	7740	2.91
C314	C7995	7995	8025	3.04
C315	C8020	8020	8050	3.05
C320	C8150	8150	8180	3.09
C330	C8405	8405	8435	3.13
C345	C8785	8785	8815	3.32
C360	C9165	9165	9195	3.46
C390	C9930	9930	9955	3.75
C420	C10690	10690	10720	4.04
C450	C11440	11440	11470	4.33

NOTE:
Operates on standard C or SPC pulleys.
Other belt lengths available on request (minimum order quantity may apply).

HI-POWER® II

D				
Width 32mm		Height 19mm		
Belt Ref. (RMA)	Belt Ref. (ISO)	Datum Length (mm)	Outside Length (mm)	Weight (kg)
D90	D2360	2360	2405	2.18
D96	D2515	2515	2565	2.26
D98	D2570	2570	2615	2.30
D104	D2720	2720	2770	2.37
D105	D2750	2750	2795	2.40
D107	D2800	2800	2845	2.43
D108	D2820	2820	2865	2.46
D110	D2875	2875	2920	2.50
D112	D2925	2925	2970	2.53
D120	D3130	3130	3175	2.66
D124	D3230	3230	3275	2.73
D128	D3330	3330	3380	2.80
D132	D3430	3430	3475	2.86
D135	D3505	3505	3550	2.89
D136	D3540	3540	3580	2.91
D137	D3560	3560	3605	2.92
D140	D3635	3635	3685	2.96
D144	D3740	3740	3785	3.02
D148	D3835	3835	3880	3.07
D152	D3935	3935	3980	3.19
D154	D3990	3990	4035	3.23
D158	D4095	4095	4140	3.24
D160	D4140	4140	4185	3.25
D162	D4195	4195	4240	3.26
D164	D4240	4240	4285	3.28
D165	D4275	4275	4320	3.30
D166	D4295	4295	4340	3.32
D167	D4325	4325	4370	3.35
D170	D4400	4400	4445	3.37
D171	D4425	4425	4470	3.39
D173	D4475	4475	4520	3.41
D177	D4575	4575	4625	3.51
D180	D4650	4650	4700	3.59
D187	D4830	4830	4875	3.88
D195	D5035	5035	5080	4.05
D197	D5085	5085	5130	4.09
D204	D5260	5260	5310	4.22
D205	D5290	5290	5335	4.26
D210	D5415	5415	5460	4.32
D220	D5665	5665	5715	4.61
D223	D5680	5680	5740	4.63
D225	D5735	5735	5790	4.68
D230	D5865	5865	5920	4.77
D240	D6115	6115	6170	4.96
D248	D6325	6325	6380	5.00
D250	D6365	6365	6425	5.14
D255	D6495	6495	6555	5.20
D260	D6630	6630	6690	5.32
D270	D6875	6875	6935	5.57
D282	D7180	7180	7240	5.65

D Cont.				
Width 32mm		Height 19mm		
Belt Ref. (RMA)	Belt Ref. (ISO)	Datum Length (mm)	Outside Length (mm)	Weight (kg)
D285	D7260	7260	7315	5.67
D298	D7585	7585	7645	5.75
D300	D7635	7635	7695	6.05
D315	D8020	8020	8075	6.36
D330	D8400	8400	8460	6.55
D335	D8535	8535	8585	6.75
D345	D8780	8780	8840	6.92
D360	D9165	9165	9220	7.23
D390	D9925	9925	9980	7.71
D420	D10685	10685	10745	8.23
D441	D11225	11225	11280	8.60
D450	D11445	11445	11505	8.77
D480	D12210	12210	12270	9.34
D540	D13735	13735	13790	10.48
D600	D15260	15260	15315	11.76
D660	D16785	16785	16840	12.77

NOTE:
Operates on standard D pulleys.
Other belt lengths available on request (minimum order quantity may apply).

HI-POWER® II

E				
	Width 38mm		Height 25mm	
Belt Ref. (RMA)	Belt Ref. (ISO)	Datum Length (mm)	Outside Length (mm)	Weight (kg)
E144	E3760	3760	3835	4.32
E158	E4115	4115	4190	4.76
E180	E4685	4685	4750	5.30
E195	E5065	5065	5130	5.70
E210	E5450	5450	5510	6.07
E240	E6120	6120	6200	6.84
E250	E6375	6375	6450	7.20
E270	E6885	6885	6960	7.64
E300	E7645	7645	7720	8.41
E310	E7900	7900	7975	8.64
E330	E8405	8405	8485	8.98
E360	E9170	9170	9245	9.68
E390	E9930	9930	10010	10.52
E420	E10695	10695	10770	11.25
E441	E11225	11225	11305	11.72
E460	E11710	11710	11785	12.19
E480	E12215	12215	12295	12.86
E540	E13740	13740	13820	14.55
E600	E15265	15265	15340	16.04
E660	E16790	16790	16865	17.34

NOTE:
Operates on standard E pulleys.
Other belt lengths available on request (minimum order quantity may apply).

HI-POWER® II POWERBAND®

Wrapped, classical cross section joined V-belt

Gates Hi-Power® II Powerband® offers a solution for drives where single belts vibrate, turn over or jump off the pulleys.

Hi-Power® II Powerband® is especially developed for drives subjected to pulsating loads. It consists of several V-belts joined together by a permanent, high strength tie band, thus being tougher than all the belts taken separately.

SECTIONS & NOMINAL DIMENSIONS:	Pitch (mm)	Width (mm)	Height (mm)
A	15.88	13	8
B	19.05	17	11
C	25.40	22	14
D	36.53	32	19

Construction

> Classical cross-section.

> Strong tie band joins the back of all belts.

> Fibre-loaded compound for improved belt stability.

> Gates Curves provide full contact with pulley grooves for uniform loading of cords, uniform wear and increased belt life.

> Flex-Bonded polyester cords for equal load distribution and reduced stress from flexing.

> Flex-Weave® cover is a patented fabric construction for longer life, providing extended protection to the belt core from oil, dirt and heat.

> Non self-igniting - the belt will not catch fire from heat build-up, even with severe slippage.

> Static conductive - ISO 1813 and RMA IP3-3.

Advantages

> Better resistance to vibrations.

> High stability and smooth running on the toughest drives.

> Premium performance.

> Excellent performance/cost ratio.

> Suitable for dirty/dusty environments.

> Match free system: all sizes meet Gates V80® tolerances, can be installed without matching.

> Back idlers can be used.

> Tolerates mild clutching or drive slip.

Temperature Range

-35°C to +60°C

HI-POWER® II POWERBAND® ORDERING CODE IS COMPOSED AS FOLLOWS:	
2/B51	
2	- Number of ribs
B	- Section
51	- Inside length (inch)

HI-POWER® II POWERBAND®

A				
Width 13mm		Height 8mm	Pitch 15.88mm	
Belt Ref. (RMA)	Belt Ref. (ISO)	Datum Length (mm)	Outside Length (mm)	Weight per Rib (kg)
#/A42*	A1105	1105	1120	0.16
#/A43*	A1130	1130	1145	0.17
#/A44*	A1155	1155	1170	0.17
#/A46*	A1205	1205	1220	0.18
#/A47*	A1230	1230	1245	0.18
#/A48*	A1255	1255	1270	0.18
#/A49*	A1280	1280	1295	0.19
#/A51*	A1330	1330	1345	0.20
#/A53*	A1385	1385	1395	0.21
#/A54*	A1410	1410	1420	0.21
#/A55*	A1435	1435	1450	0.21
#/A56*	A1460	1460	1475	0.22
#/A57*	A1485	1485	1500	0.23
#/A58*	A1510	1510	1525	0.23
#/A60*	A1560	1560	1575	0.24
#/A62	A1610	1610	1625	0.25
#/A64	A1660	1660	1675	0.25
#/A65	A1690	1690	1700	0.25
#/A66	A1715	1715	1725	0.26
#/A68	A1765	1765	1780	0.26
#/A70	A1815	1815	1830	0.28
#/A71	A1840	1840	1855	0.28
#/A74	A1915	1915	1930	0.29
#/A75	A1940	1940	1955	0.30
#/A77	A1990	1990	2005	0.30
#/A78	A2020	2020	2030	0.30
#/A80	A2070	2070	2085	0.32
#/A81	A2095	2095	2110	0.32
#/A83	A2145	2145	2160	0.32
#/A85	A2195	2195	2210	0.34
#/A90	A2325	2325	2335	0.35
#/A92	A2375	2375	2390	0.36
#/A96	A2475	2475	2490	0.38
#/A100	A2575	2575	2590	0.39
#/A105	A2705	2705	2720	0.41
#/A110	A2830	2830	2845	0.44
#/A112	A2880	2880	2895	0.44
#/A120	A3085	3085	3100	0.47
#/A128	A3290	3290	3300	0.50
#/A136	A3490	3490	3505	0.53
#/A144	A3695	3695	3710	0.56
#/A158	A4045	4045	4065	0.62
#/A173	A4430	4430	4445	0.68
#/A180	A4610	4610	4625	0.71

 # = Number of ribs

Maximum number of ribs = 20

NOTE:
Operates on standard A pulleys.
Other belt lengths available on request (minimum order quantity may apply).
*Not included in V80® Matching program so must be ordered as matched sets for multiple Powerband® drives.

B				
Width 17mm		Height 11mm	Pitch 19.05mm	
Belt Ref. (RMA)	Belt Ref. (ISO)	Datum Length (mm)	Outside Length (mm)	Weight per Rib (kg)
#/B35*	B940	940	965	0.24
#/B38*	B1015	1015	1040	0.25
#/B42*	B1120	1120	1145	0.28
#/B43*	B1145	1145	1170	0.29
#/B46*	B1220	1220	1245	0.31
#/B47*	B1245	1245	1270	0.32
#/B48*	B1270	1270	1295	0.32
#/B50*	B1320	1320	1345	0.34
#/B51*	B1345	1345	1370	0.35
#/B52*	B1370	1370	1395	0.35
#/B53*	B1395	1395	1420	0.35
#/B54*	B1425	1425	1450	0.36
#/B55*	B1450	1450	1475	0.37
#/B56*	B1475	1475	1500	0.38
#/B57*	B1500	1500	1525	0.38
#/B58*	B1525	1525	1550	0.39
#/B59*	B1550	1550	1575	0.40
#/B60*	B1575	1575	1600	0.41
#/B61*	B1600	1600	1625	0.41
#/B62	B1625	1625	1650	0.42
#/B63	B1650	1650	1675	0.43
#/B64	B1675	1675	1700	0.44
#/B65	B1700	1700	1725	0.44
#/B66	B1730	1730	1755	0.45
#/B67	B1755	1755	1780	0.45
#/B68	B1780	1780	1805	0.45
#/B70	B1830	1830	1855	0.47
#/B71	B1855	1855	1880	0.48
#/B72	B1880	1880	1905	0.48
#/B73	B1905	1905	1930	0.49
#/B74	B1930	1930	1955	0.50
#/B75	B1955	1955	1980	0.50
#/B77	B2005	2005	2030	0.52
#/B78	B2030	2030	2055	0.53
#/B79	B2060	2060	2085	0.53
#/B80	B2085	2085	2110	0.54
#/B81	B2110	2110	2135	0.54
#/B82	B2135	2135	2160	0.55
#/B83	B2160	2160	2185	0.56
#/B84	B2185	2185	2210	0.56
#/B85	B2210	2210	2235	0.57
#/B86	B2235	2235	2260	0.58
#/B87	B2260	2260	2285	0.59
#/B88	B2285	2285	2310	0.59
#/B90	B2335	2335	2360	0.61
#/B92	B2390	2390	2415	0.62
#/B93	B2415	2415	2440	0.62
#/B95	B2465	2465	2490	0.64
#/B96	B2490	2490	2515	0.65
#/B97	B2515	2515	2540	0.65

HI-POWER® II POWERBAND®

B Cont.				
Width 17mm		Height 11mm	Pitch 19.05mm	
Belt Ref. (RMA)	Belt Ref. (ISO)	Datum Length (mm)	Outside Length (mm)	Weight per Rib (kg)
#/B99	B2565	2565	2590	0.67
#/B100	B2590	2590	2615	0.67
#/B103	B2665	2665	2690	0.67
#/B104	B2695	2695	2720	0.72
#/B105	B2720	2720	2745	0.75
#/B108	B2795	2795	2820	0.73
#/B109	B2820	2820	2845	0.74
#/B110	B2845	2845	2870	0.74
#/B112	B2895	2895	2920	0.75
#/B113	B2920	2920	2945	0.76
#/B114	B2945	2945	2970	0.76
#/B115	B2970	2970	2995	0.78
#/B116	B3000	3000	3025	0.78
#/B118	B3050	3050	3075	0.80
#/B120	B3100	3100	3125	0.81
#/B124	B3200	3200	3225	0.84
#/B128	B3300	3300	3325	0.86
#/B130	B3350	3350	3380	0.88
#/B133	B3430	3430	3455	0.90
#/B136	B3505	3505	3530	0.91
#/B138	B3555	3555	3580	0.93
#/B139	B3580	3580	3605	0.93
#/B141	B3635	3635	3660	0.95
#/B144	B3710	3710	3735	0.97
#/B148	B3810	3810	3835	1.00
#/B150	B3860	3860	3885	1.01
#/B154	B3965	3965	3990	1.04
#/B158	B4065	4065	4090	1.06
#/B160	B4115	4115	4140	1.07
#/B162	B4165	4165	4190	1.09
#/B168	B4320	4320	4345	1.13
#/B173	B4445	4445	4470	1.16
#/B180	B4625	4625	4650	1.21
#/B185	B4750	4750	4775	1.25
#/B190	B4875	4875	4900	1.28
#/B195	B5005	5005	5030	1.32
#/B210	B5385	5385	5410	1.41
#/B218	B5550	5550	5565	1.47
#/B225	B5730	5730	5740	1.52
#/B240	B6110	6110	6120	1.61
#/B255	B6485	6485	6500	1.71
#/B270	B6870	6870	6885	1.82
#/B300	B7635	7635	7645	2.02
#/B315	B8015	8015	8025	2.12

 # = Number of ribs

Maximum number of ribs = 16

NOTE:
Operates on standard B pulleys.
Other belt lengths available on request (minimum order quantity may apply).
*Not included in V80® Matching program so must be ordered as matched sets for multiple Powerband® drives.

C				
Width 22mm		Height 14mm	Pitch 25.40mm	
Belt Ref. (RMA)	Belt Ref. (ISO)	Datum Length (mm)	Outside Length (mm)	Weight per Rib (kg)
#/C60*	C1595	1595	1625	0.71
#/C68	C1800	1800	1830	0.80
#/C72	C1900	1900	1930	0.85
#/C75	C1980	1980	2005	0.89
#/C78	C2055	2055	2085	0.93
#/C80	C2105	2105	2135	0.95
#/C81	C2130	2130	2160	0.96
#/C85	C2230	2230	2260	1.00
#/C87	C2285	2285	2310	1.02
#/C90	C2360	2360	2390	1.06
#/C96	C2510	2510	2540	1.14
#/C99	C2590	2590	2615	1.17
#/C100	C2615	2615	2640	1.18
#/C105	C2740	2740	2770	1.25
#/C108	C2815	2815	2845	1.28
#/C109	C2840	2840	2870	1.29
#/C112	C2920	2920	2945	1.32
#/C120	C3120	3120	3150	1.42
#/C124	C3225	3225	3250	1.46
#/C126	C3275	3275	3300	1.48
#/C128	C3325	3325	3355	1.52
#/C136	C3525	3525	3555	1.61
#/C144	C3730	3730	3760	1.70
#/C146	C3780	3780	3810	1.72
#/C151	C3910	3910	3935	1.78
#/C158	C4085	4085	4115	1.87
#/C162	C4190	4190	4215	1.91
#/C173	C4465	4465	4495	2.05
#/C180	C4645	4645	4675	2.13
#/C185	C4770	4770	4800	2.19
#/C190	C4900	4900	4930	2.20
#/C195	C5025	5025	5055	2.30
#/C204	C5255	5255	5285	2.41
#/C210	C5405	5405	5435	2.48
#/C225	C5735	5735	5765	2.66
#/C240	C6120	6120	6145	2.84
#/C255	C6500	6500	6530	3.02
#/C270	C6880	6880	6910	3.19
#/C285	C7260	7260	7290	3.37
#/C300	C7640	7640	7670	3.55
#/C315	C8020	8020	8050	3.73
#/C330	C8405	8405	8435	3.90
#/C345	C8785	8785	8815	4.08
#/C360	C9165	9165	9195	4.25
#/C390	C9930	9930	9955	4.61
#/C420	C10690	10690	10720	4.96

 # = Number of ribs

Maximum number of ribs = 12

NOTE:
Operates on standard C pulleys.
Other belt lengths available on request (minimum order quantity may apply).
*Not included in V80® Matching program so must be ordered as matched sets for multiple Powerband® drives.

HI-POWER® II POWERBAND®

D				
Width 32mm		Height 19mm	Pitch 36.53mm	
Belt Ref. (RMA)	Belt Ref. (ISO)	Datum Length (mm)	Outside Length (mm)	Weight per Rib (kg)
#/D144	D3740	3740	3785	3.07
#/D158	D4095	4095	4140	3.36
#/D173	D4475	4475	4520	3.68
#/D180	D4650	4650	4700	3.84
#/D195	D5035	5035	5080	4.13
#/D210	D5415	5415	5460	4.47
#/D225	D5735	5735	5790	4.80
#/D240	D6115	6115	6170	5.12
#/D255	D6495	6495	6555	5.44
#/D270	D6875	6875	6935	5.75
#/D285	D7260	7260	7315	6.08
#/D300	D7635	7635	7695	6.40
#/D315	D8020	8020	8075	6.71
#/D330	D8400	8400	8460	7.04
#/D345	D8780	8780	8840	7.35
#/D360	D9165	9165	9220	7.67
#/D390	D9925	9925	9980	8.31
#/D420	D10685	10685	10745	8.95
#/D450	D11445	11445	11505	9.59
#/D480	D12210	12210	12270	10.23
#/D540	D13735	13735	13790	11.51
#/D600	D15260	15260	15315	12.79
#/D660	D16785	16785	16840	14.15

 # = Number of ribs

Maximum number of ribs = 8

NOTE:
Operates on standard D pulleys.
Other belt lengths available on request (minimum order quantity may apply).

HI-POWER® II DUBL-V

Wrapped, classical section, double sided V-belt

V-belts

Gates Hi-Power® II Dubl-V belt is characterised by a double-V profile. It uses flex-bonded tensile cords, which are highly resistant to flexing forces, and Flex-Weave® Cover for extended protection.

It is the ideal solution for "serpentine" drives (drives with counter rotating shafts) where power is transmitted from both the top and bottom of the belt.

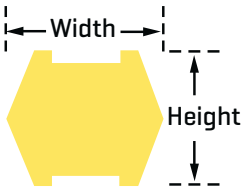

SECTIONS & NOMINAL DIMENSIONS:	Width (mm)	Height (mm)
AA	13	10
BB	17	13
CC	22	17
DD	32	25

Construction

> Classical cross-section.

> Unique recessed top and bottom.

> Fibre-loaded compound for improved belt stability.

> Gates Curves provide full contact with pulley grooves for uniform loading of cords, uniform wear and increased belt life.

> Flex-Bonded polyester cords for equal load distribution and reduced stress from flexing.

> Flex-Weave® cover is a patented fabric construction for longer life, providing extended protection to the belt core from oil, dirt and heat.

> Non self-igniting - the belt will not catch fire from heat build-up, even with severe slippage.

> Static conductive - ISO 1813 and RMA IP3-3.

Advantages

> Power transmission from both sides of the belt.

> Premium performance.

> Excellent performance/cost ratio.

> Suitable for dirty/dusty environments.

> Match free system: meets Gates V80® tolerances, can be installed without matching.

> Tolerates mild clutching or drive slip.

Temperature Range

-35°C to +60°C

HI-POWER® DUBL-V ORDERING CODE IS COMPOSED AS FOLLOWS:	
AA51	
AA	- Section (double)
51	- Nominal effective length (inch)

HI-POWER® II DUBL-V®

AA

Width 13mm Height 10mm

Belt Ref. (RMA)	Effective Length (mm)	Weight (kg)
AA51*	1345	0.21
AA55*	1450	0.22
AA60*	1575	0.23
AA62	1625	0.24
AA64	1675	0.24
AA66	1725	0.25
AA68	1780	0.25
AA70	1830	0.25
AA73	1905	0.26
AA75	1955	0.27
AA78	2030	0.29
AA80	2085	0.30
AA85	2210	0.31
AA88	2285	0.32
AA90	2335	0.33
AA92	2390	0.34
AA96	2490	0.35
AA105	2720	0.39
AA112	2895	0.41
AA120	3100	0.45
AA128	3300	0.48
AA148#	3810	0.56

* Not included in V80® Matching program so must be ordered as matched sets for multiple belt drives.
#Available in more flexible Feather Picker construction.

BB

Width 17mm Height 13mm

Belt Ref. (RMA)	Effective Length (mm)	Weight (kg)
BB35*	965	0.27
BB38*	1040	0.29
BB42*	1145	0.30
BB43*	1170	0.30
BB45*	1220	0.32
BB46*	1245	0.33
BB51*	1370	0.34
BB53*	1420	0.35
BB55*	1475	0.37
BB60*	1600	0.39
BB64	1700	0.41
BB66	1750	0.42
BB68	1805	0.43
BB71	1880	0.45
BB72	1905	0.46
BB73	1930	0.46
BB74	1955	0.47
BB75	1980	0.48
BB81	2135	0.51
BB83	2185	0.53
BB85	2235	0.54

BB Cont.

Width 17mm Height 13mm

Belt Ref. (RMA)	Effective Length (mm)	Weight (kg)
BB90	2360	0.55
BB92	2415	0.55
BB93	2440	0.56
BB94	2465	0.57
BB96	2515	0.59
BB97	2540	0.27
BB100	2615	0.29
BB103	2690	0.30
BB105	2745	0.30
BB107	2795	0.32
BB108	2820	0.33
BB111	2895	0.34
BB112	2920	0.35
BB114	2970	0.37
BB116	3020	0.39
BB117	3050	0.41
BB118	3075	0.42
BB120	3125	0.43
BB122	3175	0.45
BB123	3200	0.46
BB124	3225	0.46
BB127	3300	0.47
BB128	3325	0.48
BB129	3350	0.51
BB130	3375	0.53
BB133	3455	0.54
BB135	3505	0.55
BB136	3530	0.55
BB140	3630	0.56
BB144	3735	0.57
BB155#	4015	0.59
BB158#	4090	0.60
BB162	4190	0.61
BB168	4345	0.64
BB169	4370	0.65
BB170	4395	0.67
BB173	4470	0.68
BB180	4650	0.68
BB182	4700	0.69
BB187	4825	0.70
BB190	4900	0.71
BB195	5030	0.72
BB210	5410	0.73
BB225	5740	0.74
BB226	5765	0.75
BB228	5815	0.76
BB230	5865	0.77
BB240	6120	0.78
BB255	6500	0.79
BB270	6885	0.80

BB Cont.

Width 17mm Height 13mm

Belt Ref. (RMA)	Effective Length (mm)	Weight (kg)
BB277	7060	0.81
BB285	7265	0.83
BB300*	7645	0.85

* Not included in V80® Matching program so must be ordered as matched sets for multiple belt drives.
# Available in more flexible Feather Picker construction.

CC

Width 22mm Height 17mm

Belt Ref. (RMA)	Effective Length (mm)	Weight (kg)
CC75	2005	0.86
CC81	2160	0.93
CC85	2260	0.97
CC90	2390	1.03
CC96	2540	1.09
CC105	2770	1.19
CC112	2945	1.27
CC120	3150	1.35
CC128	3355	1.44
CC136	3555	1.53
CC140	3655	1.57
CC144	3760	1.62
CC154	4015	1.77
CC158	4115	1.92
CC162	4215	1.96
CC173	4495	1.99
CC180	4675	2.01
CC195	5055	2.17
CC210	5435	2.42
CC216	5590	2.50
CC240	6145	2.73
CC255	6530	2.91
CC270	6910	3.37
CC300*	7670	3.70
CC330*	8435	3.74
CC360*	9195	4.08
CC390*	9955	4.42
CC420*	10720	4.75

DD

Width 32mm Height 25mm

Belt Ref. (RMA)	Effective Length (mm)	Weight (kg)
DD270*	6935	6.91
DD300*	7695	7.59
DD360*	9220	8.94

Other belt lengths available on request (minimum order quantity may apply).
* Not included in V80® Matching program so must be ordered as matched sets for multiple belt drives.

TRI-POWER®

Raw edge, moulded notch, classical section, high temperature V-belt

V-belts

Gates Tri-Power® V-belt is built for superior performance on heavy duty drives of classical cross-section.

The raw edge construction and special notch design makes the Tri-Power® belt especially suited for drives requiring small diameter pulleys and back idlers.

The ethylene EPDM compound allows the belt to handle extreme temperatures up to +121°C.

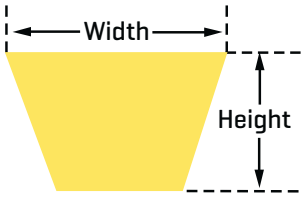

SECTIONS & NOMINAL DIMENSIONS:	Width (mm)	Height (mm)
AX	13	8
BX	17	11
CX	22	14

Construction

> Classical cross-section.

> Exclusive ethylene EPDM rubber compound for increased temperature range to resist cracking.

> Fibre-loaded compound for improved belt stability.

> Raw edge construction.

> The moulded notch pattern also reduces noise.

> Precision-ground sidewalls give a uniform wedging action.

> Flex-Bonded polyester cords for equal load distribution and reduced stress from flexing.

> Non self-igniting - the belt will not catch fire from heat build-up, even with severe slippage.

> Static conductive - ISO 1813 and RMA IP3-3.

Advantages

> 15% capacity increase over wrapped belts.

> Increase efficiency up to 3% over wrapped belts.

> Use smaller diameter pulleys than wrapped belts.

> Moulded notches reduce and evenly distribute thermal and bending stresses.

> Match free system: all sizes meet Gates V80® tolerances, can be installed without matching.

> Back idlers can be used.

Temperature Range

-57°C to +121°C

TRI-POWER® ORDERING CODE IS COMPOSED AS FOLLOWS:	
AX39	
AX	- Section
39	- Inside length (inch)

COMPACT DRIVE SAVES SPACE, WEIGHT AND MONEY

Over time, belts fail from heat cracks, stretching or excessive wear. Belt re-tensioning and replacement leads to downtime, inefficiency and loss of productivity. Only Gates molded notch V-belts offer an exclusive patented ethylene construction to keep you running when others fail.

-57°C **GATES EPDM** **+ 121°C**

-34°C **INDUSTRY STANDARD** **+ 60°C**

TRI-POWER®

AX			
Width 13mm		Height 8mm	
Belt Ref. (RMA)	Datum Length (mm)	Outside Length (mm)	Weight (kg)
AX21	570	585	0.06
AX22	595	610	0.07
AX23	620	635	0.07
AX24	645	660	0.07
AX25	680	685	0.07
AX26	705	710	0.07
AX27	720	735	0.09
AX28	745	760	0.09
AX29	770	785	0.09
AX30	795	815	0.08
AX31	825	840	0.09
AX32	850	865	0.09
AX33	875	890	0.09
AX34	900	915	0.09
AX35	925	940	0.11
AX36	950	965	0.11
AX37	975	990	0.11
AX38	1000	1015	0.11
AX39	1025	1040	0.13
AX40	1055	1065	0.13
AX41	1080	1090	0.11
AX42	1105	1120	0.14
AX43	1130	1145	0.14
AX44	1155	1170	0.15
AX45	1180	1195	0.14
AX46	1205	1220	0.14
AX47	1230	1245	0.14
AX48	1255	1270	0.14
AX49	1280	1295	0.14
AX50	1310	1320	0.14
AX51	1330	1345	0.14
AX52	1355	1370	0.16
AX53	1385	1395	0.16
AX54	1410	1420	0.16
AX55	1435	1450	0.16
AX56	1460	1475	0.16
AX57	1485	1500	0.16
AX58	1510	1525	0.16
AX59	1535	1550	0.18
AX60	1560	1575	0.18
AX61	1585	1600	0.18
AX62	1610	1625	0.18
AX63	1635	1650	0.18
AX64	1660	1675	0.18
AX65	1690	1700	0.18
AX66	1715	1725	0.18
AX67	1735	1755	0.18
AX68	1765	1780	0.18
AX69	1790	1805	0.20
AX70	1815	1830	0.20

AX Cont.			
Width 13mm		Height 8mm	
Belt Ref. (RMA)	Datum Length (mm)	Outside Length (mm)	Weight (kg)
AX71	1840	1855	0.20
AX72	1865	1880	0.20
AX73	1890	1905	0.20
AX74	1915	1930	0.20
AX75	1940	1955	0.23
AX76	1965	1980	0.23
AX77	1990	2005	0.23
AX78	2020	2030	0.23
AX79	2040	2055	0.23
AX80	2070	2085	0.23
AX81	2095	2110	0.23
AX82	2120	2135	0.23
AX83	2145	2160	0.23
AX84	2170	2185	0.23
AX85	2195	2210	0.25
AX86	2220	2235	0.25
AX87	2245	2260	0.25
AX88	2270	2285	0.25
AX89	2295	2310	0.25
AX90	2325	2335	0.25
AX91	2350	2360	0.27
AX92	2375	2390	0.27
AX93	2400	2415	0.27
AX94	2425	2440	0.27
AX95	2450	2465	0.27
AX96	2475	2490	0.27
AX97	2500	2515	0.27
AX98	2525	2540	0.27
AX100	2575	2590	0.30
AX103	2650	2665	0.30
AX105	2705	2720	0.30
AX110	2830	2845	0.32
AX112	2880	2895	0.32
AX120	3085	3100	0.34
AX128	3290	3300	0.36
AX144	3695	3710	0.43
AX173	4430	4445	0.50

NOTE:
Operates on standard A or SPA pulleys.
Other belt lengths available on request (minimum order quantity may apply).

BX			
Width 17mm		Height 11mm	
Belt Ref. (RMA)	Datum Length (mm)	Outside Length (mm)	Weight (kg)
BX24	670	685	0.12
BX25	695	710	0.12
BX26	710	735	0.13
BX27	735	760	0.13
BX28	770	785	0.11
BX29	795	815	0.14
BX30	815	840	0.16
BX31	845	865	0.16
BX32	870	890	0.16
BX33	895	915	0.16
BX34	920	940	0.16
BX35	940	965	0.16
BX36	965	990	0.16
BX37	990	1015	0.20
BX38	1015	1040	0.18
BX39	1040	1065	0.19
BX40	1065	1090	0.18
BX41	1095	1120	0.18
BX42	1120	1145	0.20
BX43	1145	1170	0.23
BX44	1170	1195	0.23
BX45	1195	1220	0.23
BX46	1220	1245	0.20
BX47	1245	1270	0.20
BX48	1270	1295	0.20
BX49	1295	1320	0.23
BX50	1320	1345	0.20
BX51	1345	1370	0.23
BX52	1370	1395	0.23
BX53	1395	1420	0.23
BX54	1425	1450	0.23
BX55	1450	1475	0.23
BX56	1475	1500	0.25
BX57	1500	1525	0.26
BX58	1525	1550	0.25
BX59	1550	1575	0.25
BX60	1575	1600	0.27
BX61	1600	1625	0.27
BX62	1625	1650	0.27
BX63	1650	1675	0.27
BX64	1675	1700	0.27
BX65	1700	1725	0.30
BX66	1730	1755	0.30
BX67	1755	1780	0.30
BX68	1780	1805	0.30
BX69	1805	1830	0.30
BX70	1830	1855	0.32
BX71	1855	1880	0.32
BX72	1880	1905	0.32
BX73	1905	1930	0.32

BX Cont.			
Width 17mm		Height 11mm	
Belt Ref. (RMA)	Datum Length (mm)	Outside Length (mm)	Weight (kg)
BX74	1930	1955	0.34
BX75	1955	1980	0.34
BX76	1980	2005	0.34
BX77	2005	2030	0.34
BX78	2030	2055	0.36
BX79	2060	2085	0.36
BX80	2085	2110	0.36
BX81	2110	2135	0.34
BX82	2135	2160	0.36
BX83	2160	2185	0.39
BX84	2185	2210	0.36
BX85	2210	2235	0.39
BX86	2235	2260	0.39
BX87	2260	2285	0.39
BX88	2285	2310	0.39
BX89	2310	2335	0.39
BX90	2335	2360	0.41
BX91	2365	2390	0.41
BX92	2390	2415	0.41
BX93	2415	2440	0.41
BX94	2440	2465	0.43
BX95	2465	2490	0.43
BX96	2490	2515	0.43
BX97	2515	2540	0.43
BX98	2540	2565	0.45
BX99	2565	2590	0.43
BX100	2590	2615	0.50
BX103	2665	2690	0.45
BX105	2720	2745	0.48
BX106	2745	2770	0.48
BX108	2795	2820	0.48
BX110	2845	2870	0.50
BX112	2895	2920	0.48
BX113	2920	2945	0.50
BX115	2970	2995	0.52
BX116	3000	3025	0.48
BX120	3100	3125	0.50
BX123	3175	3200	0.51
BX124	3200	3225	0.52
BX128	3300	3325	0.55
BX133	3430	3455	0.57
BX136	3505	3530	0.59
BX140	3610	3630	0.59
BX144	3710	3735	0.64
BX148	3810	3835	0.65
BX150	3860	3885	0.66
BX158	4065	4090	0.65
BX162	4165	4190	0.66
BX173	4445	4470	0.70
BX180	4625	4650	0.75

TRI-POWER®

BX Cont.			
Width 17mm		Height 11mm	
Belt Ref. (RMA)	Datum Length (mm)	Outside Length (mm)	Weight (kg)
BX195	5005	5030	0.82
BX205	5255	5285	0.95
BX210	5385	5410	1.00
BX225	5730	5740	1.09
BX255	6485	6500	1.34
BX270	6870	6885	1.45
BX300	7635	7645	1.73

NOTE:
Tri-Power® belts longer than 210 inches are a wrapped, cut notch construction.
Operates on standard B, SPB or 5V pulleys.
Other belt lengths available on request (minimum order quantity may apply).

CX			
Width 22mm		Height 14mm	
Belt Ref. (RMA)	Datum Length (mm)	Outside Length (mm)	Weight (kg)
CX51	1370	1395	0.45
CX60	1595	1625	0.49
CX68	1800	1830	0.57
CX75	1980	2005	0.61
CX78	2055	2085	0.63
CX81	2130	2160	0.64
CX83	2180	2210	0.65
CX85	2230	2260	0.66
CX90	2360	2390	0.70
CX96	2510	2540	0.73
CX100	2615	2640	0.77
CX101	2640	2665	0.80
CX105	2740	2770	0.82
CX106	2765	2795	0.82
CX109	2840	2870	0.84
CX112	2920	2945	0.87
CX115	2995	3025	0.89
CX120	3120	3150	0.91
CX123	3195	3225	0.95
CX128	3325	3355	0.98
CX133	3450	3480	1.00
CX136	3525	3555	1.05
CX144	3730	3760	1.14
CX150	3885	3910	1.18
CX158	4085	4115	1.27
CX162	4190	4215	1.32
CX173	4465	4495	1.45
CX180	4645	4675	1.50
CX187	4825	4850	1.59
CX190	4900	4930	1.61
CX195	5025	5055	1.68
CX210	5405	5435	1.82
CX225	5735	5765	2.05
CX240	6120	6145	2.23
CX255	6500	6530	2.41
CX270	6880	6910	2.64
CX300	7640	7670	3.07
CX330	8405	8435	3.59
CX360	9165	9195	4.09

NOTE:
Tri-Power® belts longer than 210 inches are a wrapped, cut notch construction.
Operates on standard C or SPC pulleys.
Other belt lengths available on request (minimum order quantity may apply).

TRI-POWER® POWERBAND®

Raw edge, classical cross-section, high temperature, joined V-belt

Gates Tri-Power® Powerband® offers a solution for drives where single belts vibrate, turn over or jump off the pulleys.

They have all of the same benefits of our single strand Tri-Power® V-belts making them ideal for applications with small diameter pulleys and/or high temperatures.

Tri-Power® Powerband® is especially developed for drives subjected to pulsating loads and/or long centre distances.
It is precisely ground from one solid belt.

Heavy duty transport applications can also benefit from using Tri-Power® Powerbands®. Pulleys specs and diameters need to be checked before finalising a solution.

The ethylene EPDM compound allows the belt to handle extreme temperatures up to +121°C.

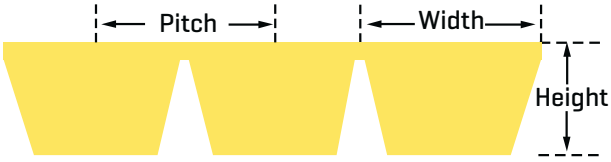

SECTIONS & NOMINAL DIMENSIONS:	Pitch (mm)	Width (mm)	Height (mm)
BX	19.05	17	11
CX	25.40	22	14

NOTE:
AX available on request (minimum order quantity may apply).

Construction

> Classical cross-section.

> Exclusive ethylene EPDM rubber compound for increased temperature range to resist cracking.

> Fibre-loaded compound for improved belt stability.

> Raw edge construction.

> The moulded notch pattern also reduces noise.

> Precision-ground sidewalls give a uniform wedging action.

> Flex-Bonded polyester cords for equal load distribution and reduced stress from flexing.

> Non self-igniting - the belt will not catch fire from heat build-up, even with severe slippage.

> Static conductive - ISO 1813 and RMA IP3-3.

Advantages

> Better resistance to vibrations and shock loads.

> High stability and smooth running on the toughest of drives.

> 15% capacity increase over wrapped belts.

> Increase efficiency up to 3% over wrapped belts

> Use smaller diameter pulleys than wrapped belts

> Moulded notches reduce and evenly distribute thermal and bending stresses.

> Match free system: all sizes meet Gates V80® tolerances, can be installed without matching.

> Back idlers can be used.

Temperature Range

-57°C to +121°C

TRI-POWER® POWERBAND® ORDERING CODE IS COMPOSED AS FOLLOWS:	
2/BX51	
2	- Number of ribs
BX	- Section
51	- Inside length (inch)

TRI-POWER® POWERBAND®

BX			
Width 17mm	Height 11mm	Pitch 19.05mm	
Belt Ref. (RMA)	Datum Length (mm)	Outside Length (mm)	Weight per Rib (kg)
#/BX46	1220	1260	0.32
#/BX51	1345	1387	0.36
#/BX53	1395	1438	0.37
#/BX55	1450	1488	0.39
#/BX56	1475	1514	0.39
#/BX58	1525	1565	0.41
#/BX60	1575	1615	0.42
#/BX62	1625	1666	0.43
#/BX63	1650	1692	0.44
#/BX64	1675	1717	0.45
#/BX65	1700	1742	0.46
#/BX66	1730	1768	0.46
#/BX67	1755	1793	0.47
#/BX68	1780	1819	0.48
#/BX70	1830	1869	0.49
#/BX71	1855	1895	0.50
#/BX74	1930	1971	0.52
#/BX75	1955	1996	0.53
#/BX77	2005	2047	0.54
#/BX79	2060	2098	0.55
#/BX81	2110	2149	0.57
#/BX83	2160	2200	0.58
#/BX84	2185	2225	0.59
#/BX85	2210	2250	0.60
#/BX87	2260	2301	0.61
#/BX90	2335	2377	0.63
#/BX93	2415	2454	0.65
#/BX96	2490	2530	0.67
#/BX97	2515	2555	0.68
#/BX100	2590	2631	0.70
#/BX103	2665	2708	0.72
#/BX105	2720	2758	0.74
#/BX112	2895	2936	0.78
#/BX128	3300	3343	0.90
#/BX131	3380	3419	0.92
#/BX136	3505	3546	0.95
#/BX140	3610	3647	0.98
#/BX144	3710	3749	1.01
#/BX158	4065	4105	1.11

 # = Number of ribs

Maximum number of ribs = 12

NOTE:

Operates on standard B or SPB pulleys.
Other belt lengths available on request (minimum order quantities may apply).

CX			
Width 22mm	Height 14mm	Pitch 25.40mm	
Belt Ref. (RMA)	Datum Length (mm)	Outside Length (mm)	Weight per Rib (kg)
#/CX75	1980	1996	0.53
#/CX81	2130	2149	0.57
#/CX85	2230	2250	0.60
#/CX90	2360	2377	0.63
#/CX96	2510	2530	0.67
#/CX100	2615	2631	0.70
#/CX105	2740	2758	0.74
#/CX112	2920	2936	0.78
#/CX120	3120	3139	0.84
#/CX136	3525	3546	0.95
#/CX144	3730	3749	1.01
#/CX162	4190	4206	1.13
#/CX173	4465	4486	1.21

 # = Number of ribs

Maximum number of ribs = 12

NOTE:

Operates on standard C or SPC pulleys.
Other belt lengths available on request (minimum order quantities may apply).

SUPER HC®

Wrapped, narrow cross-section V-belt

V-belts

Pioneered by Gates, these narrow cross-sections can transmit up to 3 times the power of the classical cross-sections (A, B, C & D) in the same amount of drive space.

Super HC® also manages speed ranges that a classical V-belt cannot handle. Suitable for all industrial applications, particularly where space, weight and power capacity are critical.

Designed for heavy industry and the harsh demands of the mining market, Super HC® is Gates most popular V-belt construction.

SECTIONS & NOMINAL DIMENSIONS:	Width (mm)	Height (mm)
SPZ / 3V	10	8
SPA	13	10
SPB / 5V	17	13
SPC	22	18
8V (SPP)	26	23

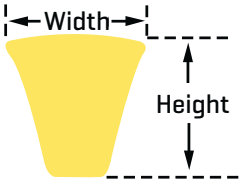

Construction

> Narrow cross-section.

> Fibre-loaded compound for improved belt stability.

> Gates Curves provide full contact with pulley grooves for uniform loading of cords, uniform wear and increased belt life.

> Flex-Bonded polyester cords for equal load distribution and reduced stress from flexing.

> Flex-Weave® cover is a patented fabric construction for longer life, providing extended protection to the belt core from oil, dirt and heat.

> Non self-igniting - the belt will not catch fire from heat build-up, even with severe slippage.

> Static conductive - ISO 1813 and RMA IP3-3.

Advantages

> Up to 3 times more power in the same space or same power in 1/3 to 1/2 less space than classical belts.

> Cost and space savings.

> Longer belt life.

> Suitable for dirty/dusty environments.

> Match free system: all sizes meet Gates V80® tolerances, can be installed without matching.

> Back idlers can be used.

> Tolerates mild clutching or drive slip.

Temperature Range

-35°C to +80°C

CONVENTIONAL V-BELT GATES V-BELT

SUPER HC® ORDERING CODE IS COMPOSED AS FOLLOWS:	
SPZ670	
SPZ	- Section
670	- Datum length (mm)
3V265	
3V	- Section
265	- Effective length (1/10 inch)

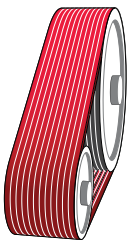

Hi-Power® II 12 x B46
Pulley Width = 234mm
25,000 hr belt life

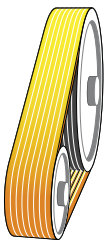

Super HC® 8 x SPB1250
Pulley Width = 158mm
25,000 hr belt life

SUPER HC®

SPZ / 3V			
Width 10mm		Height 8mm	
Belt Ref. (ISO)	Belt Ref. (RMA)	Datum Length (mm)	Weight (kg)
SPZ487		487	0.04
SPZ512		512	0.04
SPZ560		560	0.05
SPZ562		562	0.05
SPZ587		587	0.05
SPZ612		612	0.05
SPZ615		615	0.05
SPZ630	3V250	630	0.06
SPZ637		637	0.06
SPZ662		662	0.06
SPZ670	3V265	670	0.06
SPZ687		687	0.06
SPZ710	3V280	710	0.07
SPZ722		722	0.07
SPZ730		730	0.07
SPZ737		737	0.07
SPZ750		750	0.07
SPZ762	3V300	762	0.07
SPZ772		772	0.07
SPZ775		775	0.07
SPZ787		787	0.07
SPZ800	3V315	800	0.07
SPZ812		812	0.07
SPZ825		825	0.07
SPZ837		837	0.07
SPZ850	3V335	850	0.07
SPZ862		862	0.07
SPZ875		875	0.07
SPZ887		887	0.07
SPZ900	3V355	900	0.08
SPZ912		912	0.08
SPZ925		925	0.08
SPZ937		937	0.08
SPZ950	3V375	950	0.08
SPZ962		962	0.08
SPZ975		975	0.08
SPZ987		987	0.08
SPZ1000		1000	0.08
SPZ1012	3V400	1012	0.09
SPZ1024		1024	0.09
SPZ1030		1030	0.09
SPZ1037		1037	0.09
SPZ1047		1047	0.09
SPZ1060		1060	0.09
SPZ1062		1062	0.09
SPZ1077	3V425	1077	0.09
SPZ1087		1087	0.09
SPZ1090		1090	0.09
SPZ1112		1112	0.09
SPZ1120		1120	0.09

SPZ / 3V Cont.			
Width 10mm		Height 8mm	
Belt Ref. (ISO)	Belt Ref. (RMA)	Datum Length (mm)	Weight (kg)
SPZ1137	3V450	1137	0.09
SPZ1150		1150	0.10
SPZ1162		1162	0.11
SPZ1180		1180	0.11
SPZ1187		1187	0.11
SPZ1202	3V475	1202	0.11
SPZ1212		1212	0.12
SPZ1215		1215	0.12
SPZ1237		1237	0.12
SPZ1250		1250	0.12
SPZ1262	3V500	1265	0.13
SPZ1287		1287	0.13
SPZ1312		1312	0.13
SPZ1320		1320	0.13
SPZ1337		1337	0.14
SPZ1347	3V530	1347	0.14
SPZ1360		1360	0.14
SPZ1362		1362	0.14
SPZ1387		1387	0.14
SPZ1400		1400	0.14
SPZ1412		1412	0.14
	3V560	1420	0.15
SPZ1437		1437	0.15
SPZ1450		1450	0.15
SPZ1462		1462	0.16
SPZ1487		1487	0.16
SPZ1500		1500	0.16
SPZ1512		1512	0.16
	3V600	1520	0.17
SPZ1537		1537	0.17
SPZ1550		1550	0.17
SPZ1562		1562	0.17
SPZ1575		1575	0.17
SPZ1587		1587	0.17
SPZ1600	3V630	1600	0.17
SPZ1612		1612	0.17
SPZ1637		1637	0.17
SPZ1650	3V650	1650	0.17
SPZ1662		1662	0.17
SPZ1687		1687	0.17
SPZ1700	3V670	1700	0.17
SPZ1737		1737	0.17
SPZ1750		1750	0.17
SPZ1762		1762	0.17
SPZ1787		1787	0.17
SPZ1800	3V710	1800	0.18
SPZ1812		1812	0.18
SPZ1837		1837	0.18
SPZ1850	3V730	1850	0.18
SPZ1862		1862	0.18

SPZ / 3V Cont.			
Width 10mm		Height 8mm	
Belt Ref. (ISO)	Belt Ref. (RMA)	Datum Length (mm)	Weight (kg)
SPZ1887		1887	0.18
SPZ1900	3V750	1900	0.18
SPZ1937		1937	0.18
SPZ1950		1950	0.18
SPZ1987		1987	0.19
SPZ2000		2000	0.19
	3V800	2030	0.20
SPZ2037		2037	0.20
SPZ2060	3V810	2060	0.20
SPZ2120	3V830	2120	0.20
SPZ2137		2137	0.20
SPZ2150		2150	0.20
	3V850	2160	0.20
SPZ2180		2180	0.20
SPZ2187		2187	0.20
SPZ2240		2240	0.20
	3V900	2280	0.21
SPZ2287		2287	0.21
SPZ2360		2360	0.21
	3V950	2410	0.22
SPZ2430		2430	0.22
SPZ2500		2500	0.23
SPZ2540	3V1000	2540	0.24
SPZ2650		2650	0.24
SPZ2690	3V1060	2690	0.24
SPZ2800		2800	0.24
SPZ2840	3V1120	2840	0.25
SPZ3000	3V1180	3000	0.25
SPZ3150		3150	0.25
	3V1250	3170	0.25
SPZ3350	3V1320	3350	0.27
SPZ3550	3V1400	3550	0.29
SPZ3750		3750	0.31

NOTE:
Operates on standard SPZ or 3V pulleys.
Other belt lengths available on request (minimum order quantities may apply).
Do not use a mix of SPZ & 3V belts on the same drive.

SUPER HC®

SPA		
Width 13mm	Height 10mm	
Belt Ref. (ISO)	Datum Length (mm)	Weight (kg)
SPA732	732	0.10
SPA757	757	0.11
SPA782	782	0.12
SPA800	800	0.11
SPA807	807	0.12
SPA832	832	0.11
SPA850	850	0.12
SPA857	857	0.12
SPA882	882	0.12
SPA900	900	0.12
SPA907	907	0.12
SPA925	925	0.13
SPA932	932	0.13
SPA950	950	0.13
SPA957	957	0.13
SPA975	975	0.13
SPA982	982	0.14
SPA1000	1000	0.14
SPA1007	1007	0.14
SPA1030	1030	0.14
SPA1032	1032	0.14
SPA1057	1057	0.15
SPA1060	1060	0.15
SPA1082	1082	0.15
SPA1090	1090	0.15
SPA1107	1107	0.15
SPA1120	1120	0.15
SPA1132	1132	0.16
SPA1150	1150	0.16
SPA1157	1157	0.16
SPA1180	1180	0.16
SPA1207	1207	0.17
SPA1215	1215	0.17
SPA1232	1232	0.17
SPA1250	1250	0.17
SPA1257	1257	0.17
SPA1272	1272	0.17
SPA1282	1282	0.18
SPA1285	1285	0.18
SPA1307	1307	0.18
SPA1320	1320	0.18
SPA1332	1332	0.18
SPA1357	1357	0.19
SPA1360	1360	0.19
SPA1382	1382	0.19
SPA1400	1400	0.19
SPA1407	1407	0.19
SPA1432	1432	0.20
SPA1450	1450	0.20
SPA1457	1457	0.20

SPA Cont.		
Width 13mm	Height 10mm	
Belt Ref. (ISO)	Datum Length (mm)	Weight (kg)
SPA1482	1482	0.20
SPA1500	1500	0.21
SPA1507	1507	0.21
SPA1532	1532	0.21
SPA1550	1550	0.21
SPA1557	1557	0.21
SPA1582	1582	0.23
SPA1600	1600	0.22
SPA1607	1607	0.24
SPA1632	1632	0.24
SPA1650	1650	0.23
SPA1657	1657	0.23
SPA1682	1682	0.23
SPA1700	1700	0.23
SPA1707	1707	0.25
SPA1732	1732	0.24
SPA1750	1750	0.24
SPA1757	1757	0.24
SPA1782	1782	0.25
SPA1800	1800	0.25
SPA1807	1807	0.27
SPA1832	1832	0.25
SPA1850	1850	0.25
SPA1857	1857	0.26
SPA1882	1882	0.26
SPA1900	1900	0.26
SPA1907	1907	0.28
SPA1932	1932	0.27
SPA1950	1950	0.27
SPA1957	1957	0.27
SPA1982	1982	0.27
SPA2000	2000	0.28
SPA2032	2032	0.28
SPA2057	2057	0.28
SPA2060	2060	0.28
SPA2082	2082	0.29
SPA2120	2120	0.29
SPA2132	2132	0.29
SPA2180	2180	0.32
SPA2182	2182	0.32
SPA2207	2207	0.32
SPA2232	2232	0.33
SPA2240	2240	0.31
SPA2282	2282	0.33
SPA2300	2300	0.34
SPA2307	2307	0.34
SPA2332	2332	0.34
SPA2360	2360	0.33
SPA2382	2382	0.35
SPA2430	2430	0.36

SUPER HC®

SPA Cont.		
Width 13mm	Height 10mm	
Belt Ref. (ISO)	Datum Length (mm)	Weight (kg)
SPA2432	2432	0.36
SPA2482	2482	0.36
SPA2500	2500	0.35
SPA2532	2532	0.37
SPA2582	2582	0.38
SPA2607	2607	0.38
SPA2632	2632	0.38
SPA2650	2650	0.37
SPA2682	2682	0.39
SPA2782	2782	0.41
SPA2800	2800	0.41
SPA2832	2832	0.41
SPA2847	2847	0.42
SPA2882	2882	0.42
SPA2900	2900	0.42
SPA2932	2932	0.43
SPA2982	2982	0.44
SPA3000	3000	0.44
SPA3032	3032	0.44
SPA3082	3082	0.45
SPA3150	3150	0.46
SPA3182	3182	0.47
SPA3282	3282	0.48
SPA3350	3350	0.49
SPA3382	3382	0.50
SPA3550	3550	0.52
SPA3650	3650	0.51
SPA3750	3750	0.55
SPA4000	4000	0.59
SPA4250	4250	0.62
SPA4500	4500	0.66
SPA5000	5000	0.70

NOTE:
Operates on standard SPA pulleys.
Other belt lengths available on request (minimum order quantities may apply).

SPB / 5V			
Width 17mm		Height 13mm	
Belt Ref. (ISO)	Belt Ref. (RMA)	Datum Length (mm)	Weight (kg)
SPB1250		1250	0.28
	5V500	1260	0.29
SPB1320		1320	0.29
	5V530	1340	0.30
SPB1360		1360	0.31
SPB1400		1400	0.31
	5V560	1410	0.31
SPB1450		1450	0.32
SPB1500		1500	0.34
	5V600	1510	0.34
SPB1550		1550	0.34
SPB1600	5V630	1600	0.35
SPB1650		1650	0.36
SPB1700	5V670	1700	0.39
SPB1750		1750	0.39
SPB1778		1778	0.39
SPB1800	5V710	1800	0.41
SPB1850		1850	0.41
SPB1860		1860	0.41
SPB1900	5V750	1900	0.42
SPB1930		1930	0.43
SPB1950		1950	0.43
SPB2000		2000	0.45
SPB2020	5V800	2020	0.51
SPB2060		2060	0.51
SPB2098		2098	0.52
SPB2120		2120	0.53
SPB2150	5V850	2150	0.55
SPB2240		2240	0.57
SPB2200		2200	0.57
SPB2240		2240	0.58
SPB2280	5V900	2280	0.58
SPB2300		2300	0.59
SPB2360	5V930	2360	0.60
SPB2391		2391	0.61
SPB2400		2400	0.61
	5V950	2410	0.61
SPB2500		2500	0.63
	5V1000	2530	0.64
SPB2600		2600	0.65
SPB2650		2650	0.67
SPB2680	5V1060	2680	0.68
	5V1080	2735	0.70
SPB2800		2800	0.71
SPB2840	5V1120	2840	0.72
SPB2850		2850	0.72
SPB2900		2900	0.73
SPB3000	5V1180	3000	0.75
SPB3150		3150	0.80
	5V1250	3170	0.81

SUPER HC®

SPB / 5V Cont.

Width 17mm Height 13mm

Belt Ref. (ISO)	Belt Ref. (RMA)	Datum Length (mm)	Weight (kg)
SPB3250		3250	0.83
SPB3320		3320	0.87
SPB3350	5V1320	3350	0.88
SPB3450		3450	0.90
SPB3550	5V1400	3550	0.92
SPB3650		3650	0.94
SPB3750		3750	0.96
SPB3800	5V1500	3800	0.97
SPB3870		3870	0.99
SPB4000		4000	1.02
	5V1600	4050	1.03
SPB4120		4120	1.04
	5V1630	4130	1.05
SPB4250		4250	1.09
	5V1700	4310	1.09
	5V1710	4340	1.10
SPB4500		4500	1.21
	5V1800	4560	1.23
SPB4750		4750	1.27
SPB4820	5V1900	4820	1.30
SPB4870		4870	0.31
SPB5000		5000	1.33
	5V2000	5070	1.38
SPB5300		5300	1.43
	5V2120	5370	1.46
SPB5600		5600	1.48
	5V2240	5680	1.57
	5V2360	5980	1.57
SPB6000		6000	1.58
SPB6300		6300	1.58
	5V2500	6340	1.59
SPB6700		6700	1.60
	5V2650	6720	1.84
SPB7100	5V2800	7100	1.79
SPB7500		7500	1.81
	5V3000	7610	1.91
SPB8000	5V3150	8000	2.02
	5V3350	8500	2.15
	5V3550	9010	2.35

NOTE:
Operates on standard SPB or 5V pulleys.
Other belt lengths available on request (minimum order quantities may apply).
Do not use a mix of SPB & 5V belts on the same drive.

SPC

Width 22mm Height 18mm

Belt Ref. (ISO)	Datum Length (mm)	Weight (kg)
SPC2000	2000	0.83
SPC2120	2120	0.88
SPC2240	2240	0.93
SPC2360	2360	0.98
SPC2500	2500	1.04
SPC2550	2550	1.06
SPC2650	2650	1.10
SPC2800	2800	1.17
SPC3000	3000	1.25
SPC3150	3150	1.32
SPC3350	3350	1.41
SPC3550	3550	1.49
SPC3750	3750	1.58
SPC4000	4000	1.68
SPC4100	4100	1.72
SPC4250	4250	1.79
SPC4500	4500	1.89
SPC4750	4750	2.00
SPC5000	5000	2.10
SPC5300	5300	2.23
SPC5600	5600	2.36
SPC5800	5800	2.44
SPC6000	6000	2.53
SPC6300	6300	2.65
SPC6500	6500	2.74
SPC6700	6700	2.82
SPC7100	7100	2.99
SPC7500	7500	3.16
SPC8000	8000	3.37
SPC8500	8500	3.58
SPC9000	9000	3.79
SPC9500	9500	3.51
SPC10000	10000	3.70
SPC10600	10600	3.92
SPC11200	11200	4.14
SPC11800	11800	4.36
SPC12000	12000	4.43
SPC12500	12500	4.62
SPC13500	13500	5.00
SPC13800	13800	5.11
SPC14200	14200	5.25
SPC15000	15000	5.54
SPC16500	16500	6.11

NOTE:
Operates on standard SPC pulleys.
Other belt lengths available on request (minimum order quantities may apply).

SUPER HC®

8V			
Width 26mm		Height 23mm	
Belt Ref. (RMA)	Belt Ref. (Alternate)	Effective Length (mm)	Weight (kg)
8V1000		2540	1.50
8V1060		2692	1.61
8V1120	SPP2830	2845	1.73
8V1180		2997	1.82
8V1250	SPP3160	3175	1.86
8V1320		3353	2.02
8V1400	SPP3540	3556	2.16
8V1500		3810	2.34
8V1600	SPP4050	4064	2.48
8V1700		4318	2.66
8V1800	SPP4560	4572	2.80
8V1900		4826	2.91
8V2000	SPP5060	5080	3.14
8V2120	SPP5370	5385	3.34
8V2240	SPP5670	5690	3.41
8V2300		5842	3.57
8V2360	SPP5980	5994	3.61
8V2500	SPP6330	6350	3.86
8V2650	SPP6720	6731	4.09
8V2800	SPP7100	7112	4.30
8V3000	SPP7610	7620	4.75
8V3150	SPP7990	8001	4.93
8V3350	SPP8500	8509	5.18
8V3550	SPP9000	9017	5.52
8V3750	SPP9510	9525	5.86
8V4000	SPP10140	10160	6.23
8V4250	SPP10780	10795	6.66
8V4500	SPP11410	11430	7.00
8V4750	SPP12050	12065	7.40
8V5000	SPP12690	12700	7.77
8V5600		14224	8.68
8V6000		15240	9.32

NOTE:
Operates on standard 8V pulleys.
Other belt lengths available on request (minimum order quantities may apply).

SUPER HC® POWERBAND®

Wrapped, narrow cross-section joined V-belt

Gates Super HC® Powerband® offers a solution for drives where single belts vibrate, turn over or jump off the pulleys

Gates Super HC® Powerband® is especially developed for drives subjected to pulsating loads. It consists of several V-belts joined together by a permanent, high strength tie band, thus being tougher than all the belts taken separately.

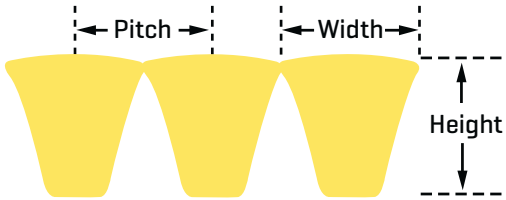

SECTIONS & NOMINAL DIMENSIONS:	Pitch (mm)	Width (mm)	Height (mm)
SPB	19.00	17	13
SPC	25.50	22	18
3V / 9J	10.32	10	8
5V / 15J	17.46	17	13
8V (SPP)	28.58	26	23

Construction

> Narrow cross-section.

> Strong tie band joins the back of all belts.

> Fibre-loaded compound for improved belt stability.

> Gates Curves provide full contact with pulley grooves for uniform loading of cords, uniform wear and increased belt life.

> Flex-Bonded polyester cords for equal load distribution and reduced stress from flexing.

> Flex-Weave® cover is a patented fabric construction for longer life, providing extended protection to the belt core from oil, dirt and heat.

> Non self-igniting - the belt will not catch fire from heat build-up, even with severe slippage.

> Static conductive - ISO 1813 and RMA IP3-3.

Advantages

> Better resistance to vibrations.

> High stability and smooth running on the toughest drives.

> Important design economies possible.

> Premium performance

> Excellent performance/cost ratio.

> Suitable for dirty/dusty environments

> Match free system: RMA belts meet Gates V80® tolerances, can be installed without matching.

> Back idlers can be used.

> Tolerates mild clutching or drive slip.

Temperature Range

-35°C to +80°C

SUPER HC® POWERBAND® ORDERING CODE IS COMPOSED AS FOLLOWS:	
3/SPB3750	
3	- Number of ribs
SPB	- Section
3750	- Datum length (mm)
2/3V1250	
2	- Number of ribs
3V	- Section
1250	- Effective length (1/10 inch)

SUPER HC® POWERBAND®

SPB		
Width 17mm	Height 13mm	Pitch 19.00mm
Belt Ref. (ISO)	Datum Length (mm)	Weight per Rib (kg)
#/SPB2120	2120	0.65
#/SPB2240	2240	0.69
#/SPB2360	2360	0.73
#/SPB2500	2500	0.77
#/SPB2650	2650	0.81
#/SPB2800	2800	0.86
#/SPB3000	3000	0.92
#/SPB3150	3150	0.97
#/SPB3350	3350	1.03
#/SPB3550	3550	1.09
#/SPB3750	3750	1.16
#/SPB4000	4000	1.23
#/SPB4250	4250	1.31
#/SPB4500	4500	1.39
#/SPB4750	4750	1.46
#/SPB5000	5000	1.54
#/SPB5300	5300	1.64
#/SPB5600	5600	1.73
#/SPB6000	6000	1.85
#/SPB6300	6300	1.94
#/SPB6700	6700	2.07
#/SPB7100	7100	2.19
#/SPB7500	7500	2.32
#/SPB8000	8000	2.47

 # = Number of ribs

Maximum number of ribs = 16

NOTE:
Operates on standard SPB pulleys.
Not compatible with 5V Pulleys.
Other belt lengths available on request (minimum order quantities may apply).

Powerband® Matching
SPB and SPC Powerbands must be ordered as matched sets for multiple Powerband® drives.

SPC		
Width 22mm	Height 18mm	Pitch 25.50mm
Belt Ref. (ISO)	Datum Length (mm)	Weight per Rib (kg)
#/SPC3000	3000	1.33
#/SPC3150	3150	1.39
#/SPC3350	3350	1.48
#/SPC3550	3550	1.57
#/SPC3750	3750	1.66
#/SPC4000	4000	1.77
#/SPC4250	4250	1.88
#/SPC4500	4500	1.99
#/SPC4750	4750	2.12
#/SPC5000	5000	2.23
#/SPC5300	5300	2.37
#/SPC5600	5600	2.50
#/SPC6000	6000	2.68
#/SPC6300	6300	2.82
#/SPC6700	6700	3.00
#/SPC7100	7100	3.17
#/SPC7500	7500	3.35
#/SPC8000	8000	3.58
#/SPC8500	8500	3.80
#/SPC9000	9000	4.03
#/SPC10000	10000	4.47
#/SPC10600	10600	4.74
#/SPC11200	11200	5.01

 # = Number of ribs

Maximum number of ribs = 12

NOTE:
Operates on standard SPC pulleys.
Other belt lengths available on request (minimum order quantities may apply).

Powerband® Matching
SPB and SPC Powerbands must be ordered as matched sets for multiple Powerband® drives.

SUPER HC® POWERBAND®

V-belts

3V			
Width 10mm	Height 8mm	Pitch 10.32mm	
Belt Ref. (RMA)	Belt Ref. (ISO)	Effective Length (mm)	Weight per Rib (kg)
#/3V300*		760	0.08
#/3V315*		800	0.09
#/3V335*		850	0.09
#/3V355*		900	0.09
#/3V375*		950	0.10
#/3V400*		1015	0.11
#/3V425*		1080	0.12
#/3V450*		1145	0.13
#/3V475*		1205	0.13
#/3V500*		1270	0.14
	#/9J1320	1320	0.15
#/3V530*		1345	0.15
	#/9J1400	1400	0.15
#/3V560*		1420	0.15
	#/9J1500	1500	0.17
#/3V600*		1525	0.17
#/3V630*	#/9J1600	1600	0.18
#/3V670*		1700	0.19
#/3V710*	#/9J1800	1805	0.20
#/3V750*	#/9J1900	1905	0.21
	#/9J2000	2000	0.23
#/3V800		2030	0.23
	#/9J2120	2120	0.24
#/3V850		2160	0.24
	#/9J2240	2240	0.25
#/3V900		2285	0.25
	#/9J2360	2360	0.26
#/3V950		2415	0.27
	#/9J2500	2500	0.29
#/3V1000		2540	0.29
	#/9J2650	2650	0.30
#/3V1060		2690	0.30
	#/9J2800	2800	0.31
#/3V1120		2845	0.32
#/3V1180	#/9J3000	2995	0.34
	#/9J3150	3150	0.36
#/3V1250		3175	0.36
#/3V1320	#/9J3350	3350	0.38
#/3V1400	#/9J3550	3555	0.40

 # = Number of ribs

Maximum number of ribs = 30

NOTE:
Operates on standard 3V pulleys.
Other belt lengths available on request (minimum order quantities may apply).
Not compatible with SPZ Pulleys.
9J Powerbands must be ordered as matched sets for multiple Powerband® drives.

* Maximum width 22 strands. Not included in V80® Matching program so must be ordered as matched sets for multiple Powerband® drives.

5V			
Width 17mm	Height 13mm	Pitch 17.46mm	
Belt Ref. (RMA)	Belt Ref. (ISO)	Effective Length (mm)	Weight per Rib (kg)
#/5V500*		1270	0.32
	#/15J1320	1320	0.33
#/5V530*		1345	0.36
	#/15J1400	1400	0.37
#/5V560*		1420	0.39
	#/15J1500	1500	0.40
#/5V600*		1525	0.44
#/5V630*	#/15J1600	1600	0.45
#/5V670	#/15J1700	1700	0.47
#/5V710	#/15J1800	1800	0.54
#/5V750	#/15J1900	1905	0.54
	#/15J2000	2000	0.56
#/5V800		2030	0.57
	#/15J2120	2120	0.58
#/5V850		2160	0.62
	#/15J2240	2240	0.62
#/5V900		2285	0.63
	#/15J2360	2360	0.64
#/5V950		2415	0.68
	#/15J2500	2500	0.69
#/5V1000		2540	0.71
	#/15J2650	2650	0.72
#/5V1060		2690	0.78
	#/15J2800	2800	0.79
#/5V1120		2845	0.81
#/5V1180	#/15J3000	3000	0.85
#/5V1200		3050	0.86
#/5V1210		3075	0.87
	#/15J3150	3150	0.89
#/5V1250		3175	0.91
#/5V1320	#/15J3350	3355	0.96
#/5V1400	#/15J3550	3555	1.02
	#/15J3750	3750	1.05
#/5V1500		3810	1.09
	#/15J4000	4000	1.13
#/5V1600		4065	1.17
	#/15J4250	4250	1.20
#/5V1700		4315	1.25
	#/15J4500	4500	1.27
#/5V1800		4570	1.31
	#/15J4750	4750	1.34
#/5V1900		4825	1.40
	#/15J5000	5000	1.42
#/5V2000		5080	1.48
	#/15J5300	5300	1.53
#/5V2120		5385	1.57
	#/15J5600	5600	1.60
#/5V2240		5690	1.67
#/5V2360	#/15J6000	5995	1.77
	#/15J6300	6300	1.78

SUPER HC® POWERBAND®

5V Cont.			
Width 17mm	Height 13mm	Pitch 17.46mm	
Belt Ref. (RMA)	Belt Ref. (ISO)	Effective Length (mm)	Weight per Rib (kg)
#/5V2500		6350	1.85
	#/15J6700	6700	1.93
#/5V2650		6730	1.96
#/5V2800	#/15J7100	7110	2.08
	#/15J7500	7500	2.13
#/5V3000		7620	2.22
#/5V3150	#/15J8000	8000	2.35
#/5V3350	#/15J8500	8510	2.50
#/5V3550	#/15J9000	9015	2.63

 # = Number of ribs

Maximum number of ribs = 18

NOTE:
Operates on standard 5V pulleys.
Other belt lengths available on request (minimum order quantities may apply).
Not compatible with SPB Pulleys.
15J Powerbands must be ordered as matched sets for multiple Powerband® drives.

* Not included in V80® Matching program so must be ordered as matched sets for multiple Powerband® drives.

8V		
Width 26mm	Height 23mm	Pitch 28.58mm
Belt Ref. (RMA)	Effective Length (mm)	Weight per Rib (kg)
#/8V1000	2540	1.77
#/8V1060	2690	1.89
#/8V1120	2845	2.01
#/8V1180	3000	2.12
#/8V1250	3175	2.27
#/8V1320	3355	2.39
#/8V1400	3555	2.54
#/8V1500	3810	2.73
#/8V1600	4065	2.88
#/8V1700	4315	3.07
#/8V1800	4570	3.30
#/8V1900	4825	3.49
#/8V2000	5080	3.64
#/8V2120	5385	3.86
#/8V2240	5690	4.09
#/8V2360	5995	4.28
#/8V2500	6350	4.55
#/8V2650	6730	4.81
#/8V2800	7110	5.15
#/8V3000	7620	5.49
#/8V3150	8000	5.80
#/8V3350	8510	6.17
#/8V3550	9015	6.51
#/8V3750	9525	6.85
#/8V4000	10160	7.31
#/8V4250	10795	7.76
#/8V4500	11430	8.22
#/8V4750	12065	8.71
#/8V5000	12700	9.17
#/8V5600	14225	10.34
#/8V6000	15240	11.10

 # = Number of ribs

Maximum number of ribs = 12

NOTE:
Operates on standard 8V pulleys.
Other belt lengths available on request (minimum order quantities may apply).

QUAD-POWER® 4

Raw edge, moulded notch, narrow section, high temp V-belt

V-belts

The Gates Quad-Power® belt has undergone several evolutions in design since its introduction over 15 years ago. New materials and advanced design features have led to a new generation of Quad-Power® 4 V-belt drives that outperform all similarly sized belt drives in a wide range of applications, yielding cost advantages for users and greater design freedom for engineers.

Quad-Power® 4 has been developed to replace traditional V-belts on applications where space, weight savings and temperature resistance are required.

Extensive testing has shown that Gates Quad-Power® 4 V-belts offer up to 50% higher power ratings than the wrapped Super HC®.

The new upgraded EPDM compound allows the belt to handle extreme temperatures up to +130°C.

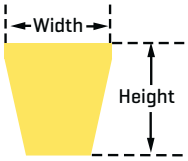

SECTIONS & NOMINAL DIMENSIONS:	Width (mm)	Height (mm)
XPZ / 3VX (SPZX)	10	8
XPA (SPAX)	13	10
XPB /5VX (SPBX)	17	13
XPC (SPCX)	22	18
8VX (SPPX)	26	23

As described in the ISO standards, nominal dimensions define the pulleys for which these belts are suitable. They do not represent the exact belt size. These are determined by the belt construction and are Gates proprietary.

Construction

> Narrow cross-section.
> Service Free.
> Exclusive EPDM rubber compound for increased temperature range to resist cracking.
> Raw edge construction.
> Notch depth is in proportion to the cross-section to ensure perfect stability.
> Precision-ground sidewalls reduce centre distance variations, vibration and uniform wedging action.
> Flex-Bonded polyester cords for equal load distribution and reduced stress from flexing.
> Fibre-loaded EPDM compound withstands high heat, ozone, sunlight and provides better cord support.
> Enhanced blue adhesion layer increases tensile cord bond.
> Double Flex-Weave® textile backing protects the belt against wear – especially when back idlers are used.
> Non self-igniting - the belt will not catch fire from heat build-up, even with severe slippage.
> Static conductive - ISO 1813 and RMA IP3-3.

Advantages

> No re-tensioning required.
> Reduce wrapped belt drive width up to 50%.
> Increase efficiency up to 3% over wrapped belts.
> Use smaller diameter pulleys than wrapped belts.
> Moulded notches reduce and evenly distribute thermal and bending stresses.
> Reduce drive maintenance.
> Match free system: all sizes meet Gates UNISET & V80® tolerances, can be installed without matching.
> Back idlers can be used.

Temperature Range

-50°C to +130°C

NOTE:
RMA Super HC® moulded notch (3VX, 5VX & 8VX) are rated from -57°C to +121°C

QUAD-POWER® 4 ORDERING CODE IS COMPOSED AS FOLLOWS:	
XPZ630	
XPZ	- Section
630	- Datum length (mm)
5VX1120	
5VX	- Section
1120	- Effective length (1/10 inch)

QUAD-POWER® 4

XPZ / 3VX			
Width 10mm		Height 8mm	
Belt Ref. (ISO)	Belt Ref. (RMA)	Datum Length (mm)	Weight (kg)
XPZ600	3VX238	600	0.07
XPZ630	3VX250	630	0.07
XPZ637	3VX252	637	0.07
XPZ662	3VX262	662	0.07
XPZ670	3VX265	670	0.07
XPZ687	3VX272	687	0.07
XPZ710	3VX280	710	0.07
XPZ722	3VX286	722	0.07
XPZ730	3VX289	730	0.07
XPZ737	3VX292	737	0.07
XPZ750	3VX297	750	0.07
XPZ762	3VX300	762	0.08
XPZ772	3VX305	772	0.09
XPZ787	3VX311	787	0.10
XPZ800	3VX315	800	0.11
XPZ812	3VX321	812	0.11
	3VX326	825	0.11
XPZ837	3VX331	837	0.11
XPZ850	3VX335	850	0.11
XPZ862	3VX341	862	0.11
XPZ875	3VX346	875	0.11
XPZ887	3VX350	887	0.11
XPZ900	3VX355	900	0.11
XPZ912	3VX360	912	0.11
XPZ925	3VX366	925	0.12
XPZ937	3VX370	937	0.12
XPZ950	3VX375	950	0.12
XPZ962	3VX380	962	0.12
XPZ975	3VX385	975	0.12
XPZ980	3VX387	980	0.12
XPZ987	3VX390	987	0.12
XPZ1000	3VX395	1000	0.12
XPZ1012	3VX400	1012	0.13
XPZ1030	3VX407	1030	0.13
XPZ1037	3VX410	1037	0.13
	3VX415	1050	0.13
XPZ1060	3VX419	1060	0.13
XPZ1080	3VX425	1080	0.13

XPZ / 3VX Cont.			
Width 10mm		Height 8mm	
Belt Ref. (ISO)	Belt Ref. (RMA)	Datum Length (mm)	Weight (kg)
XPZ1087	3VX429	1087	0.13
XPZ1112	3VX439	1112	0.13
XPZ1120	3VX442	1120	0.13
XPZ1140	3VX450	1140	0.14
XPZ1150	3VX454	1150	0.14
XPZ1162	3VX459	1162	0.14
XPZ1180	3VX464	1180	0.14
XPZ1187	3VX469	1187	0.14
XPZ1202	3VX475	1202	0.14
XPZ1212	3VX479	1212	0.14
XPZ1237	3VX487	1237	0.15
XPZ1250	3VX494	1250	0.15
XPZ1262	3VX498	1262	0.15
XPZ1270	3VX500	1270	0.15
XPZ1280	3VX505	1280	0.15
XPZ1287	3VX508	1287	0.16
XPZ1312	3VX518	1312	0.17
XPZ1320	3VX520	1320	0.17
XPZ1337	3VX530	1337	0.17
XPZ1362	3VX538	1362	0.17
	3VX540	1362	0.17
	3VX550	1395	0.18
XPZ1400	3VX553	1400	0.18
XPZ1412	3VX557	1412	0.18
XPZ1420	3VX560	1420	0.18
XPZ1437	3VX567	1437	0.18
	3VX570	1445	0.18
XPZ1450	3VX572	1450	0.18
	3VX580	1470	0.18
XPZ1487	3VX587	1487	0.18
	3VX590	1495	0.18
XPZ1500	3VX592	1500	0.18
XPZ1512	3VX597	1512	0.18
XPZ1520	3VX600	1520	0.19
XPZ1537	3VX607	1537	0.19
XPZ1550	3VX612	1550	0.19
	3VX616	1560	0.19
XPZ1587	3VX626	1587	0.19

XPZ / 3VX Cont.			
Width 10mm		Height 8mm	
Belt Ref. (ISO)	Belt Ref. (RMA)	Datum Length (mm)	Weight (kg)
XPZ1600	3VX630	1600	0.19
XPZ1650	3VX650	1650	0.20
XPZ1687	3VX666	1687	0.20
XPZ1700	3VX670	1700	0.20
XPZ1750	3VX690	1750	0.21
XPZ1800	3VX710	1800	0.21
XPZ1850	3VX730	1850	0.21
XPZ1900	3VX750	1900	0.22
XPZ1950	3VX771	1950	0.22
XPZ2000	3VX790	2000	0.22
XPZ2030	3VX800	2030	0.23
	3VX826	2095	0.23
XPZ2120	3VX836	2120	0.23
XPZ2160	3VX850	2160	0.23
XPZ2240	3VX883	2240	0.23
XPZ2280	3VX900	2280	0.23
	3VX926	2350	0.25
XPZ2360	3VX931	2360	0.25
XPZ2410	3VX950	2410	0.25
	3VX974	2470	0.25
XPZ2500	3VX986	2500	0.25
XPZ2540	3VX1000	2540	0.26
	3VX1027	2605	0.27
XPZ2650	3VX1045	2650	0.27
XPZ2690	3VX1060	2690	0.27
	3VX1088	2755	0.28
XPZ2800	3VX1104	2800	0.28
XPZ2840	3VX1120	2840	0.28
	3VX1146	2910	0.30
XPZ3000	3VX1180	3000	0.30
	3VX1224	3105	0.32
XPZ3150	3VX1242	3150	0.33
	3VX1250	3170	0.33
	3VX1296	3285	0.34
XPZ3350	3VX1320	3350	0.35
XPZ3550	3VX1400	3550	0.37
	3VX1500	3805	0.40

NOTE:
Operates on standard SPZ or 3V pulleys.
Other belt lengths available on request (minimum order quantities may apply).
Do not use a mix of XPZ & 3VX belts on the same drive.

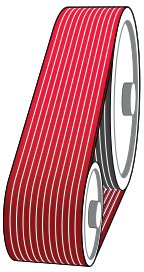

Hi-Power® II
12 x B46
Pulley Width = 234mm
25,000 hr belt life

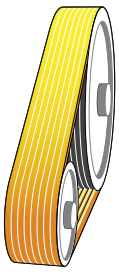

Super HC®
8 x SPB1250
Pulley Width = 158mm
25,000 hr belt life

Quad-Power® 4
5 x XPB1250
Pulley Width = 101mm
25,000 hr belt life

Less than half the width, weight and number of V-Belts with a 3% efficiency gain

QUAD-POWER® 4

XPA

Width 13mm Height 10mm

Belt Ref. (ISO)	Datum Length (mm)	Weight (kg)
XPA690	690	0.08
XPA732	732	0.09
XPA747	747	0.09
XPA757	757	0.09
XPA782	782	0.09
XPA800	800	0.10
XPA832	832	0.10
XPA850	850	0.10
XPA857	857	0.10
XPA882	882	0.10
XPA900	900	0.11
XPA907	907	0.11
XPA925	925	0.11
XPA932	932	0.11
XPA950	950	0.11
XPA957	957	0.11
XPA975	975	0.12
XPA982	982	0.12
XPA1000	1000	0.12
XPA1007	1007	0.12
XPA1030	1030	0.12
XPA1060	1060	0.13
XPA1069	1069	0.13
XPA1082	1082	0.13
XPA1090	1090	0.13
XPA1107	1107	0.13
XPA1120	1120	0.13
XPA1140	1140	0.14
XPA1150	1150	0.14
XPA1157	1157	0.14
XPA1180	1180	0.14
XPA1207	1207	0.14
XPA1215	1215	0.15
XPA1232	1232	0.15
XPA1250	1250	0.15
XPA1257	1257	0.15
XPA1282	1282	0.15
XPA1285	1285	0.16
XPA1307	1307	0.16
XPA1320	1320	0.16
XPA1332	1332	0.16
XPA1357	1357	0.16
XPA1360	1360	0.16
XPA1367	1367	0.17
XPA1382	1382	0.17
XPA1400	1400	0.17
XPA1450	1450	0.17
XPA1457	1457	0.17
XPA1482	1482	0.18
XPA1500	1500	0.18

XPA Cont.

Width 13mm Height 10mm

Belt Ref. (ISO)	Datum Length (mm)	Weight (kg)
XPA1507	1507	0.18
XPA1532	1532	0.19
XPA1550	1550	0.19
XPA1582	1582	0.19
XPA1600	1600	0.19
XPA1632	1632	0.20
XPA1650	1650	0.20
XPA1657	1657	0.20
XPA1680	1680	0.20
XPA1700	1700	0.20
XPA1732	1732	0.20
XPA1750	1750	0.21
XPA1782	1782	0.21
XPA1800	1800	0.21
XPA1850	1850	0.21
XPA1900	1900	0.22
XPA1950	1950	0.22
XPA2000	2000	0.22
XPA2060	2060	0.22
XPA2120	2120	0.23
XPA2180	2180	0.23
XPA2240	2240	0.24
XPA2360	2360	0.26
XPA2430	2430	0.26
XPA2500	2500	0.27
XPA2650	2650	0.29
XPA2800	2800	0.30
XPA3000	3000	0.33
XPA3150	3150	0.36
XPA3350	3350	0.38
XPA3550	3550	0.40
XPA3750	3750	0.43
XPA4000	4000	0.46

NOTE:
Operates on standard SPA pulleys.
Other belt lengths available on request (minimum order quantities may apply).

XPB / 5VX

Width 17mm Height 13mm

Belt Ref. (ISO)	Belt Ref. (RMA)	Datum Length (mm)	Weight (kg)
	5VX350	880	0.15
	5VX362	910	0.16
	5VX372	935	0.17
	5VX382	960	0.17
	5VX392	985	0.18
XPB1000	5VX398	1000	0.18
	5VX402	1010	0.18
XPB1060	5VX422	1060	0.19
XPB1080	5VX430	1080	0.20
	5VX433	1090	0.20
XPB1120	5VX445	1120	0.22
	5VX450	1135	0.23
	5VX459	1155	0.23
XPB1180	5VX470	1180	0.24
	5VX479	1205	0.24
	5VX490	1235	0.25
XPB1250	5VX497	1250	0.25
XPB1260	5VX500	1260	0.25
	5VX510	1285	0.25
	5VX519	1310	0.26
XPB1320	5VX524	1320	0.26
XPB1340	5VX530	1340	0.26
	5VX540	1360	0.27
	5VX550	1385	0.27
XPB1400	5VX556	1400	0.27
XPB1410	5VX560	1410	0.28
	5VX570	1440	0.28
XPB1450	5VX575	1450	0.28
	5VX580	1465	0.29
	5VX590	1490	0.29
XPB1500	5VX595	1500	0.29
XPB1510	5VX600	1510	0.30
	5VX610	1540	0.30
XPB1550	5VX615	1550	0.30
	5VX619	1560	0.30
XPB1590	5VX630	1590	0.30
XPB1600	5VX634	1600	0.31
	5VX650	1640	0.31
XPB1650	5VX654	1650	0.31
	5VX660	1665	0.32
XPB1690	5VX670	1690	0.32
XPB1700	5VX674	1700	0.32
	5VX680	1715	0.33
	5VX690	1740	0.33
XPB1750	5VX693	1750	0.33
	5VX710	1795	0.34
XPB1800	5VX713	1800	0.34
	5VX720	1820	0.35
	5VX730	1845	0.35
XPB1850	5VX733	1850	0.35

QUAD-POWER® 4

XPB / 5VX Cont.

Width 17mm Height 13mm

Belt Ref. (ISO)	Belt Ref. (RMA)	Datum Length (mm)	Weight (kg)
	5VX740	1870	0.35
	5VX750	1895	0.36
XPB1900	5VX753	1900	0.36
	5VX760	1920	0.36
	5VX769	1945	0.37
XPB1950	5VX772	1950	0.37
	5VX780	1970	0.37
XPB2000	5VX790	2000	0.38
XPB2020	5VX800	2020	0.38
	5VX810	2045	0.39
	5VX830	2100	0.40
XPB2120	5VX840	2120	0.40
XPB2150	5VX850	2150	0.40
XPB2186	5VX860	2186	0.41
	5VX867	2195	0.42
	5VX880	2225	0.43
XPB2240	5VX886	2240	0.43
	5VX890	2250	0.43
XPB2280	5VX900	2280	0.44
XPB2300	5VX910	2300	0.44
	5VX918	2320	0.45
	5VX930	2355	0.45
XPB2360	5VX934	2360	0.45
	5VX940	2380	0.45
	5VX950	2405	0.45
XPB2410	5VX953	2410	0.45
XPB2433	5VX960	2430	0.46
	5VX978	2475	0.47
XPB2500	5VX990	2500	0.47
XPB2530	5VX1000	2530	0.49
	5VX1017	2575	0.49
	5VX1030	2605	0.50
XPB2650	5VX1050	2650	0.50
XPB2680	5VX1060	2680	0.51
	5VX1080	2735	0.52
XPB2800	5VX1108	2800	0.52
	5VX1120	2835	0.54
XPB2840	5VX1123	2840	0.54
	5VX1139	2885	0.55
XPB2900	5VX1146	2900	0.55
	5VX1150	2910	0.56
	5VX1162	2940	0.57
XPB2990	5VX1180	2990	0.58
XPB3000	5VX1186	3000	0.58
	5VX1220	3090	0.59
	5VX1230	3115	0.60
XPB3150	5VX1250	3150	0.61
	5VX1277	3235	0.64
XPB3320	5VX1312	3320	0.66
	5VX1320	3345	0.68

XPB / 5VX Cont.

Width 17mm Height 13mm

Belt Ref. (ISO)	Belt Ref. (RMA)	Datum Length (mm)	Weight (kg)
XPB3350	5VX1323	3350	0.68
XPB3440	5VX1359	3440	0.69
	5VX1374	3480	0.69
XPB3550	5VX1400	3550	0.71
	5VX1469	3720	0.74
XPB3750	5VX1481	3750	0.75
XPB3800	5VX1500	3800	0.76
XPB4000	5VX1579	4000	0.77
XPB4053	5VX1600	4055	0.80
XPB4250	5VX1678	4250	0.82
XPB4307	5VX1700	4308	0.84
XPB4500	5VX1776	4500	0.89
XPB4560	5VX1800	4560	0.92
XPB4750	5VX1875	4750	0.97
XPB4815	5VX1900	4815	0.99
XPB5000	5VX1973	5000	1.02
XPB5070	5VX2000	5070	1.05

NOTE:
Operates on standard SPB or 5V pulleys.
Other belt lengths available on request (minimum order quantities may apply).
Do not use a mix of XPB & 5VX belts on the same drive.

XPC

Width 22mm Height 18mm

Belt Ref. (ISO)	Datum Length (mm)	Weight (kg)
XPC1900	1900	0.65
XPC2000	2000	0.68
XPC2120	2120	0.72
XPC2240	2240	0.76
XPC2360	2360	0.81
XPC2500	2500	0.85
XPC2650	2650	0.90
XPC2800	2800	0.95
XPC3000	3000	1.02
XPC3150	3150	1.08
XPC3350	3350	1.15
XPC3550	3550	1.21
XPC3750	3750	1.28
XPC4000	4000	1.37
XPC4250	4250	1.45
XPC4500	4500	1.54
XPC4750	4750	1.63
XPC5000	5000	1.72

NOTE:
Operates on standard SPC pulleys.
Other belt lengths available on request (minimum order quantities may apply).

8VX

Width 26mm Height 23mm

Belt Ref. (RMA)	Effective Length (mm)	Weight (kg)
8VX1000	2540	1.22
8VX1060	2690	1.30
8VX1120	2845	1.37
8VX1180	2995	1.44
8VX1250	3175	1.53
8VX1320	3355	1.61
8VX1400	3555	1.71
8VX1500	3810	1.84
8VX1600	4065	1.95
8VX1700	4320	2.08
8VX1800	4570	2.20
8VX1900	4825	2.32
8VX2000	5080	2.45

NOTE:
Operates on standard 8V pulleys.
Other belt lengths available on request (minimum order quantities may apply).

QUAD-POWER® 4 POWERBAND®

Raw edge, moulded notch, narrow section, high temp, joined V-belt

Gates Quad-Power® 4 PowerBand® offers a stable position in the pulleys and a smooth running solution for drives where single belts vibrate and rollover.

It consists of several V-belts joined together by a permanent, high strength tie band, thus being tougher than all the belts taken separately.

Quad-Power® 4 PowerBand® is easy to install and offers a high resistance to vibrations.

The new upgraded EPDM compound allows the belt to handle extreme temperatures up to +130°C.

SECTIONS & NOMINAL DIMENSIONS:	Pitch (mm)	Width (mm)	Height (mm)
XPZ (SPZX)	12.00	10	8
XPA (SPAX)	15.00	13	10
XPB (SPBX)	19.00	17	13
3VX	10.32	10	8
5VX	17.46	16	13

Construction

> Narrow cross-section.
> Service Free.
> Exclusive EPDM rubber compound for increased temperature range to resist cracking.
> Raw edge construction.
> Moulded notches.
> Notch depth is in proportion to the cross-section to ensure perfect stability.
> Fibre-loaded compound for improved belt stability.
> Precision-ground sidewalls reduce centre distance variations, vibration and uniform wedging action.
> Flex-Bonded polyester cords for equal load distribution and reduced stress from flexing.
> Non self-igniting - the belt will not catch fire from heat build-up, even with severe slippage.
> Static conductive - ISO 1813 and RMA IP3-3.

Advantages

> No re-tensioning required.
> Reduce wrapped belt drive width up to 50%.
> Increase efficiency up to 3% over wrapped belts.
> Use smaller diameter pulleys than wrapped belts.
> Moulded notches reduce and evenly distribute thermal and bending stresses.
> Reduce drive maintenance.
> Match free system: all sizes meet Gates UNISET & V80® tolerances, can be installed without matching.
> Back idlers can be used.

Temperature Range

-50°C to +130°C

NOTE:
RMA Super HC® moulded notch Powerbands (3VX & 5VX) are rated from -57°C to +121°C.

QUAD-POWER® 4 POWERBAND® ORDERING CODE IS COMPOSED AS FOLLOWS:	
2/XPA1030	
2	- Number of ribs
XPA	- Section
1030	- Datum length (mm)
3/5VX950	
3	- Number of ribs
5VX	- Section
950	- Effective length (1/10 inch)

QUAD-POWER® 4 POWERBAND®

XPZ		
Width 10mm	Height 8mm	Pitch 12.00mm
Belt Ref. (ISO)	Datum Length (mm)	Weight per Rib (kg)
#/XPZ800	800	0.10
#/XPZ850	850	0.11
#/XPZ900	900	0.11
#/XPZ950	950	0.12
#/XPZ1000	1000	0.13
#/XPZ1030	1030	0.13
#/XPZ1060	1060	0.13
#/XPZ1090	1090	0.14
#/XPZ1120	1120	0.14
#/XPZ1150	1150	0.15
#/XPZ1180	1180	0.15
#/XPZ1212	1212	0.15
#/XPZ1250	1250	0.16
#/XPZ1270	1270	0.16
#/XPZ1320	1320	0.17
#/XPZ1340	1340	0.17
#/XPZ1362	1362	0.17
#/XPZ1400	1400	0.18
#/XPZ1420	1420	0.18
#/XPZ1450	1450	0.19
#/XPZ1487	1487	0.19
#/XPZ1500	1500	0.19
#/XPZ1550	1550	0.20
#/XPZ1600	1600	0.20
#/XPZ1650	1650	0.21
#/XPZ1700	1700	0.22
#/XPZ1750	1750	0.20
#/XPZ1800	1800	0.21
#/XPZ1850	1850	0.22
#/XPZ1900	1900	0.22
#/XPZ1950	1950	0.23
#/XPZ2000	2000	0.24
#/XPZ2030	2030	0.21
#/XPZ2120	2120	0.25
#/XPZ2160	2160	0.25
#/XPZ2240	2240	0.26
#/XPZ2360	2360	0.28
#/XPZ2500	2500	0.30
#/XPZ2650	2650	0.31
#/XPZ2800	2800	0.33
#/XPZ3000	3000	0.35
#/XPZ3150	3150	0.37
#/XPZ3350	3350	0.38
#/XPZ3550	3550	0.39

 # = Number of ribs

Maximum number of ribs = 4

NOTE:
Operates on standard SPZ pulleys.
Not compatible with 3V Pulleys.
Other belt lengths available on request (minimum order quantities may apply).

XPA		
Width 13mm	Height 10mm	Pitch 15.00mm
Belt Ref. (ISO)	Datum Length (mm)	Weight per Rib (kg)
#/XPA800	800	0.15
#/XPA850	850	0.16
#/XPA900	900	0.17
#/XPA950	950	0.18
#/XPA1000	1000	0.19
#/XPA1030	1030	0.20
#/XPA1060	1060	0.20
#/XPA1090	1090	0.21
#/XPA1120	1120	0.21
#/XPA1150	1150	0.22
#/XPA1180	1180	0.23
#/XPA1250	1250	0.24
#/XPA1320	1320	0.25
#/XPA1360	1360	0.26
#/XPA1400	1400	0.27
#/XPA1450	1450	0.28
#/XPA1500	1500	0.29
#/XPA1550	1550	0.3
#/XPA1600	1600	0.31
#/XPA1650	1650	0.32
#/XPA1700	1700	0.33
#/XPA1750	1750	0.31
#/XPA1800	1800	0.32
#/XPA1850	1850	0.32
#/XPA1900	1900	0.33
#/XPA1950	1950	0.33
#/XPA2000	2000	0.34
#/XPA2060	2060	0.35
#/XPA2120	2120	0.35
#/XPA2240	2240	0.36
#/XPA2300	2300	0.38
#/XPA2360	2360	0.35
#/XPA2430	2430	0.36
#/XPA2500	2500	0.37
#/XPA2650	2650	0.37
#/XPA2800	2800	0.38
#/XPA3000	3000	0.39
#/XPA3150	3150	0.39
#/XPA3350	3350	0.40
#/XPA3550	3550	0.40
#/XPA3750	3750	0.41
#/XPA4000	4000	0.42

 # = Number of ribs

Maximum number of ribs = 3

NOTE:
Operates on standard SPA pulleys.
Other belt lengths available on request (minimum order quantities may apply).

QUAD-POWER® 4 POWERBAND®

XPB		
Width 17mm	Height 13mm	Pitch 19.00mm
Belt Ref. (ISO)	Datum Length (mm)	Weight per Rib (kg)
#/XPB1250	1250	0.25
#/XPB1320	1320	0.26
#/XPB1400	1400	0.27
#/XPB1450	1450	0.28
#/XPB1500	1500	0.29
#/XPB1550	1550	0.30
#/XPB1600	1600	0.31
#/XPB1650	1650	0.31
#/XPB1700	1700	0.32
#/XPB1750	1750	0.33
#/XPB1800	1800	0.34
#/XPB1850	1850	0.35
#/XPB1900	1900	0.36
#/XPB1950	1950	0.37
#/XPB2000	2000	0.38
#/XPB2120	2120	0.40
#/XPB2150	2150	0.40
#/XPB2240	2240	0.43
#/XPB2280	2280	0.44
#/XPB2360	2360	0.45
#/XPB2410	2410	0.45
#/XPB2500	2500	0.47
#/XPB2530	2530	0.49
#/XPB2650	2650	0.50
#/XPB2680	2680	0.51
#/XPB2800	2800	0.52
#/XPB2840	2840	0.54
#/XPB3000	3000	0.58
#/XPB3150	3150	0.61
#/XPB3350	3350	0.68
#/XPB3550	3550	0.71
#/XPB3750	3750	0.75
#/XPB4000	4000	0.78
#/XPB4250	4250	0.82
#/XPB4500	4500	0.89
#/XPB4750	4750	0.97

 # = Number of ribs

Maximum number of ribs = 3

NOTE:
Operates on standard SPB pulleys.
Not compatible with 5V Pulleys.
Other belt lengths available on request (minimum order quantities may apply).

3VX		
Width 10mm	Height 8mm	Pitch 10.32mm
Belt Ref. (RMA)	Effective Length (mm)	Weight per Rib (kg)
#/3VX250	635	0.07
#/3VX265	675	0.07
#/3VX280	710	0.07
#/3VX300	760	0.08
#/3VX315	800	0.11
#/3VX335	850	0.11
#/3VX355	900	0.11
#/3VX375	950	0.12
#/3VX400	1015	0.13
#/3VX425	1080	0.13
#/3VX450	1145	0.14
#/3VX475	1205	0.14
#/3VX500	1270	0.15
#/3VX530	1345	0.17
#/3VX560	1420	0.18
#/3VX600	1525	0.19
#/3VX630	1600	0.19
#/3VX670	1700	0.20
#/3VX710	1805	0.21
#/3VX750	1905	0.22
#/3VX800	2030	0.23
#/3VX820	2085	0.23
#/3VX850	2160	0.23
#/3VX900	2285	0.23
#/3VX950	2415	0.25
#/3VX1000	2540	0.26
#/3VX1060	2690	0.27
#/3VX1120	2845	0.28
#/3VX1180	2995	0.30
#/3VX1250	3175	0.33
#/3VX1320	3350	0.35
#/3VX1400	3555	0.37

 # = Number of ribs

Maximum number of ribs = 22

NOTE:
Operates on standard 3V pulleys.
Not compatible with SPZ Pulleys.
Other belt lengths available on request (minimum order quantities may apply).

QUAD-POWER® 4 POWERBAND®

5VX		
Width 17mm	Height 13mm	Pitch 17.46mm
Belt Ref. (RMA)	Effective Length (mm)	Weight per Rib (kg)
#/5VX500	1270	0.25
#/5VX530	1345	0.26
#/5VX560	1420	0.28
#/5VX600	1525	0.30
#/5VX630	1600	0.30
#/5VX670	1700	0.32
#/5VX710	1800	0.34
#/5VX750	1905	0.36
#/5VX800	2030	0.38
#/5VX850	2160	0.40
#/5VX900	2285	0.44
#/5VX950	2415	0.45
#/5VX1000	2540	0.49
#/5VX1060	2690	0.51
#/5VX1120	2845	0.54
#/5VX1180	3000	0.58
#/5VX1250	3175	0.61
#/5VX1320	3355	0.68
#/5VX1400	3555	0.71
#/5VX1500	3810	0.76
#/5VX1600	4065	0.80
#/5VX1700	4315	0.84
#/5VX1800	4570	0.92
#/5VX1900	4825	0.99
#/5VX2000	5080	1.05

 # = Number of ribs

Maximum number of ribs = 13

NOTE:

Operates on standard 5V pulleys.
Not compatible with SPB Pulleys.
Other belt lengths available on request (minimum order quantities may apply).

MICRO-V®
Multi-ribbed V-belt

Gates Micro-V® multi-ribbed belts ensure outstanding performance on any industrial multi-ribbed drive.

They cover a multitude of industrial applications and are suitable also for industrial drives in washing machines, vacuum cleaners, lawn mowers, machine tools, medical equipment and many more.

The full line of Micro-V® belt products include sleeves in several widths as well as single belts in PJ, PL and PM sections in order to perfectly match customer requirements.

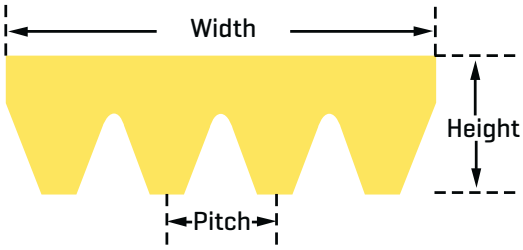

Pitch = Belt width / Number of ribs

SECTIONS & NOMINAL DIMENSIONS:		
	Pitch (mm)	Height (mm)
J (PJ)	2.34	3.5
L (PL)	4.70	6.4
M (PM)	9.40	12.7



Construction

> Truncated ribs (tips removed) ensure flexibility, reduce heat build-up and improve rib crack resistance. They also enhance load-carrying capacity on small diameter pulleys.

> Fibre-loaded compound for improved belt stability.

> Flex-Bonded polyester cords for equal load distribution and reduced stress from flexing.

> Non self-igniting - the belt will not catch fire from heat build-up, even with severe slippage.

> Static conductive - ISO 1813 and RMA IP3-3

Advantages

> Extremely smooth and cool running.

> Very high power capacity per rib.

> Long life due to extra load-carrying capacity.

> Improved performance on back idlers.

> Smaller drive package.

> Tolerant of pulley groove debris.

> Back idlers can be used.

Temperature Range

-35°C to +80°C

MICRO-V® ORDERING CODE IS COMPOSED AS FOLLOWS:	
453J20	
453	- Effective length (1/10 inch)
J	- Section
20	- Number of ribs
20PJ1105	
20	- Number of ribs
PJ	- Section
1105	- Effective length (mm)

MICRO-V®

J (PJ)

Pitch 2.34mm		Height 3.5mm	
Belt Ref. (RMA)	Belt Ref. (ISO)	Effective Length (mm)	Weight per Rib (kg)
140J	PJ356	356	0.0025
150J	PJ381	381	0.0027
160J	PJ406	406	0.0030
170J	PJ432	432	0.0032
180J	PJ457	457	0.0036
190J	PJ483	483	0.0041
200J	PJ508	508	0.0041
220J	PJ559	559	0.0045
230J	PJ584	584	0.0050
240J	PJ610	610	0.0050
260J	PJ660	660	0.0055
280J	PJ711	711	0.0059
285J	PJ723	723	0.0059
290J	PJ737	737	0.0064
300J	PJ762	762	0.0064
320J	PJ813	813	0.0068
330J	PJ838	838	0.0073
340J	PJ864	864	0.0073
360J	PJ914	914	0.0077
376J	PJ955	955	0.0077
380J	PJ965	965	0.0082
400J	PJ1016	1016	0.0086
410J	PJ1041	1041	0.0086
420J	PJ1067	1067	0.0091
430J	PJ1092	1092	0.0091
435J	PJ1105	1105	0.0091
437J	PJ1110	1110	0.0095
440J	PJ1118	1118	0.0095
442J	PJ1123	1123	0.0098
445J	PJ1130	1130	0.0098
447J	PJ1136	1136	0.0095
453J	PJ1150	1150	0.0095
460J	PJ1168	1168	0.0100
470J	PJ1194	1194	0.0100
473J	PJ1200	1200	0.0102
480J	PJ1222	1222	0.0105
485J	PJ1233	1233	0.1045
490J	PJ1244	1244	0.0105
497J	PJ1262	1262	0.0109
500J	PJ1270	1270	0.0109
504J	PJ1280	1280	0.0109
512J	PJ1300	1300	0.0109
515J	PJ1309	1309	0.0111
520J	PJ1321	1321	0.0114
525J	PJ1333	1333	0.0114
534J	PJ1355	1355	0.0116
540J	PJ1371	1371	0.0118
550J	PJ1397	1397	0.0118
562J	PJ1428	1428	0.0120
567J	PJ1439	1439	0.1227

J (PJ) Cont.

Pitch 2.34mm		Height 3.5mm	
Belt Ref. (RMA)	Belt Ref. (ISO)	Effective Length (mm)	Weight per Rib (kg)
580J	PJ1473	1473	0.0123
610J	PJ1549	1549	0.0132
630J	PJ1600	1600	0.0136
650J	PJ1651	1651	0.0141
655J	PJ1663	1663	0.0145
690J	PJ1752	1752	0.0150
730J	PJ1854	1854	0.0155
746J	PJ1895	1895	0.0159
752J	PJ1910	1910	0.0164
760J	PJ1930	1930	0.0168
770J	PJ1956	1956	0.0173
780J	PJ1981	1981	0.0177
784J	PJ1992	1992	0.0177
820J	PJ2083	2083	0.0182
870J	PJ2210	2210	0.0186
920J	PJ2337	2337	0.0195
980J	PJ2489	2489	0.0209

L (PL)

Pitch 4.70mm		Height 6.4mm	
Belt Ref. (RMA)	Belt Ref. (ISO)	Effective Length (mm)	Weight per Rib (kg)
375L	PL954	954	0.0300
390L	PL991	991	0.0310
423L	PL1075	1075	0.0330
500L	PL1270	1270	0.0400
525L	PL1333	1333	0.0410
540L	PL1371	1371	0.0420
550L	PL1397	1397	0.0430
560L	PL1422	1422	0.0440
615L	PL1562	1562	0.0480
635L	PL1613	1613	0.0500
655L	PL1664	1664	0.0510
675L	PL1715	1715	0.0530
695L	PL1765	1765	0.0550
710L	PL1803	1803	0.0560
725L	PL1842	1842	0.0570
765L	PL1943	1943	0.0600
780L	PL1981	1981	0.0610
795L	PL2019	2019	0.0630
815L	PL2070	2070	0.0640
825L	PL2096	2096	0.0650
840L	PL2134	2134	0.0660
865L	PL2197	2197	0.0680
880L	PL2235	2235	0.7090
915L	PL2324	2324	0.0720
930L	PL2362	2362	0.0730
975L	PL2476	2476	0.0770
990L	PL2515	2515	0.0780
1065L	PL2705	2705	0.0840

L (PL) Cont.

Pitch 4.70mm		Height 6.4mm	
Belt Ref. (RMA)	Belt Ref. (ISO)	Effective Length (mm)	Weight per Rib (kg)
1080L	PL2743	2743	0.0860
1120L	PL2845	2845	0.0880
1140L	PL2896	2896	0.0900
1150L	PL2921	2921	0.0900
1180L	PL2997	2997	0.0910
1215L	PL3086	3086	0.0910
1230L	PL3215	3215	0.0970
1295L	PL3289	3289	0.1020
1310L	PL3327	3327	0.1030
1375L	PL3493	3493	0.1060
1455L	PL3696	3696	0.1150

NOTE:
Other belt lengths available on request (minimum order quantities may apply).

M (PM)

Pitch 9.40mm		Height 12.7mm	
Belt Ref. (RMA)	Belt Ref. (ISO)	Effective Length (mm)	Weight per Rib (kg)
900M	PM2286	2286	0.2800
940M	PM2388	2388	0.3000
990M	PM2515	2515	0.3100
1060M	PM2693	2693	0.3300
1115M	PM2832	2832	0.3400
1150M	PM2921	2921	0.3600
1185M	PM3010	3010	0.3700
1230M	PM3124	3124	0.3900
1310M	PM3327	3327	0.4100
1390M	PM3531	3531	0.4400
1470M	PM3734	3734	0.4600
1610M	PM4089	4089	0.5100
1650M	PM4191	4191	0.5200
1760M	PM4470	4470	0.5600
1830M	PM4648	4648	0.5800
1980M	PM5029	5029	0.6300
2130M	PM5410	5410	0.6700
2410M	PM6121	6121	0.7600
2560M	PM6502	6502	0.8100
2710M	PM6883	6883	0.8600
3010M	PM7646	7646	0.9500
3310M	PM8408	8408	1.0500
3610M	PM9169	9169	1.1400
3910M	PM9931	9931	1.2400

POLYFLEX®
Polyurethane V-belt

This compact and strong belt with nominal top width from 3mm to 11mm transmits more power and allows high speed ratios.

Polyflex® is suited for extremely small diameter pulleys and very compact drives with high rotational speeds.

Ideal for use on machines and machine tools requiring high performance and smooth operation in limited space such as bench type milling machines, lathe drives, woodworking and metalworking machine spindle drives, computer peripheral equipment, small blowers, etc.

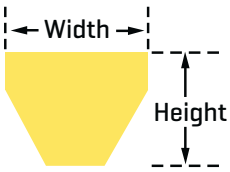

SECTIONS & NOMINAL DIMENSIONS:	Width (mm)	Height (mm)
3M	3	2.28
5M	5	3.30
7M	7	5.33
11M	11	6.85

Construction

> Polyurethane compound, superior to conventional belt materials, offers high fatigue and wear resistance and high friction coefficient. It also improves adhesion to the polyester tensile cords.

> Polyurethane is extremely resistant to heat, chemicals
and oil.

> Uniformity throughout Polyflex® is ensured because the polyurethane compound is not layered but cast as a single unit after the positioning of the polyester tensile cords in the mold.

> Ribbed top provides lateral rigidity without increasing bending stresses. The ribs also help to keep Polyflex® belts running cool.

> 60° angle results in better support of the tensile section, and provides a more even load distribution.

Advantages

> Design freedom and space savings which are not possible with conventional rubber construction belts.

> Extremely smooth and cool running.

> Low maintenance cost as belt needs less re-tensioning.

> Long belt life on compact drives.

> Back idlers can be used.

> Smaller drive package.

Temperature Range

-54°C to +85°C



POLYFLEX® ORDERING CODE IS COMPOSED AS FOLLOWS:	
3M600	
3M	- Section
600	- Effective length (mm)

POLYFLEX®

3M		
Width 3mm	Height 2.28mm	
Belt Ref.	Effective Length (mm)	Weight (kg)
3M180	180	0.01
3M185	185	0.01
3M190	190	0.01
3M195	195	0.01
3M200	200	0.01
3M206	206	0.01
3M212	212	0.01
3M218	218	0.01
3M224	224	0.01
3M230	230	0.01
3M236	236	0.01
3M243	243	0.01
3M250	250	0.01
3M258	258	0.01
3M265	265	0.01
3M272	272	0.01
3M280	280	0.01
3M290	290	0.01
3M300	300	0.01
3M307	307	0.01
3M315	315	0.01
3M325	325	0.01
3M335	335	0.01
3M345	345	0.01
3M355	355	0.01
3M365	365	0.01

3M Cont.		
Width 3mm	Height 2.28mm	
Belt Ref.	Effective Length (mm)	Weight (kg)
3M375	375	0.01
3M387	387	0.01
3M400	400	0.01
3M412	412	0.01
3M425	425	0.01
3M437	437	0.01
3M450	450	0.01
3M462	462	0.01
3M475	475	0.01
3M487	487	0.01
3M500	500	0.01
3M515	515	0.01
3M530	530	0.01
3M545	545	0.01
3M560	560	0.01
3M580	580	0.01
3M600	600	0.01
3M615	615	0.01
3M630	630	0.01
3M650	650	0.01
3M670	670	0.01
3M690	690	0.01
3M710	710	0.01
3M730	730	0.01
3M750	750	0.01

NOTE:
For multiple Polyflex® belt drives matched sets must be ordered.
Polyflex® JB® belts may better suit your requirements.
Other belt lengths available on request (minimum order quantities may apply).

POLYFLEX®

5M		
Width 5mm	Height 3.30mm	
Belt Ref.	Effective Length (mm)	Weight (kg)
5M280	280	0.01
5M290	290	0.01
5M300	300	0.01
5M307	307	0.01
5M315	315	0.01
5M325	325	0.01
5M335	335	0.01
5M345	345	0.01
5M355	355	0.01
5M365	365	0.01
5M375	375	0.01
5M387	387	0.01
5M400	400	0.01
5M412	412	0.01
5M425	425	0.01
5M437	437	0.01
5M450	450	0.01
5M462	462	0.01
5M475	475	0.01
5M487	487	0.01
5M500	500	0.01
5M515	515	0.01
5M530	530	0.01
5M545	545	0.01
5M560	560	0.01
5M580	580	0.01
5M600	600	0.01
5M615	615	0.01
5M630	630	0.01
5M650	650	0.01
5M670	670	0.01
5M690	690	0.01
5M710	710	0.01
5M730	730	0.01
5M750	750	0.01
5M775	775	0.01
5M800	800	0.01
5M825	825	0.01
5M850	850	0.01
5M875	875	0.01
5M900	900	0.01
5M925	925	0.01
5M950	950	0.01
5M975	975	0.01
5M1000	1000	0.01
5M1030	1030	0.01
5M1060	1060	0.01
5M1090	1090	0.01
5M1120	1120	0.01
5M1150	1150	0.01

5M Cont.		
Width 5mm	Height 3.30mm	
Belt Ref.	Effective Length (mm)	Weight (kg)
5M1180	1180	0.01
5M1220	1220	0.01
5M1250	1250	0.01
5M1280	1280	0.01
5M1320	1320	0.01
5M1360	1360	0.01
5M1400	1400	0.01
5M1450	1450	0.02
5M1500	1500	0.02
5M1600	1600	0.02
5M1650	1650	0.02
5M1850	1850	0.03

NOTE:
For multiple Polyflex® belt drives matched sets must be ordered.
Polyflex® JB® belts may better suit your requirements.
Other belt lengths available on request (minimum order quantities may apply).

POLYFLEX®

7M		
Width 7mm	Height 5.33mm	
Belt Ref.	Effective Length (mm)	Weight (kg)
7M410	410	0.01
7M500	500	0.01
7M515	515	0.02
7M530	530	0.02
7M545	545	0.02
7M560	560	0.02
7M580	580	0.02
7M600	600	0.02
7M615	615	0.02
7M630	630	0.02
7M650	650	0.02
7M670	670	0.02
7M690	690	0.02
7M710	710	0.02
7M730	730	0.02
7M750	750	0.02
7M775	775	0.02
7M800	800	0.02
7M825	825	0.02
7M850	850	0.03
7M875	875	0.03
7M900	900	0.03
7M925	925	0.03
7M950	950	0.03
7M975	975	0.03
7M1000	1000	0.03
7M1030	1030	0.03
7M1060	1060	0.03
7M1090	1090	0.03
7M1120	1120	0.03
7M1150	1150	0.03
7M1180	1180	0.03
7M1220	1220	0.03
7M1250	1250	0.04
7M1280	1280	0.04
7M1320	1320	0.04
7M1360	1360	0.04
7M1400	1400	0.04
7M1450	1450	0.04
7M1500	1500	0.04
7M1550	1550	0.05
7M1600	1600	0.05
7M1650	1650	0.05
7M1700	1700	0.05
7M1750	1750	0.05
7M1800	1800	0.05
7M1850	1850	0.05
7M1900	1900	0.05
7M1950	1950	0.05
7M2000	2000	0.05

7M Cont.		
Width 7mm	Height 5.33mm	
Belt Ref.	Effective Length (mm)	Weight (kg)
7M2060	2060	0.06
7M2120	2120	0.06
7M2180	2180	0.06
7M2240	2240	0.06
7M2300	2300	0.06

NOTE:
For multiple Polyflex® belt drives matched sets must be ordered.
Polyflex® JB® belts may better suit your requirements.
Other belt lengths available on request (minimum order quantities may apply).

11M		
Width 11mm	Height 6.85mm	
Belt Ref.	Effective Length (mm)	Weight (kg)
11M710	710	0.04
11M730	730	0.04
11M750	750	0.05
11M775	775	0.05
11M800	800	0.05
11M825	825	0.05
11M850	850	0.05
11M875	875	0.05
11M900	900	0.05
11M925	925	0.05
11M950	950	0.05
11M975	975	0.05
11M1000	1000	0.06
11M1030	1030	0.06
11M1060	1060	0.06
11M1090	1090	0.06
11M1120	1120	0.06
11M1150	1150	0.07
11M1180	1180	0.07
11M1220	1220	0.07
11M1250	1250	0.07
11M1280	1280	0.07
11M1320	1320	0.08
11M1360	1360	0.08
11M1400	1400	0.08
11M1450	1450	0.08
11M1500	1500	0.09
11M1550	1550	0.09
11M1600	1600	0.09
11M1650	1650	0.10
11M1700	1700	0.10
11M1750	1750	0.10
11M1800	1800	0.10
11M1850	1850	0.10
11M1900	1900	0.11
11M1950	1950	0.11
11M2000	2000	0.11
11M2060	2060	0.12
11M2120	2120	0.12
11M2180	2180	0.12
11M2240	2240	0.13
11M2300	2300	0.13

NOTE:
For multiple Polyflex® belt drives matched sets must be ordered.
Polyflex® JB® belts may better suit your requirements.
Other belt lengths available on request (minimum order quantities may apply).

POLYFLEX® JB®

Polyurethane joined V-belt

Polyflex® JB® is synonymous with high power density in small spaces. Developed by Gates and produced to patented manufacturing processes, Polyflex® JB® belts provide more load-carrying capacity at higher speeds than small precision multiple V-belt drives. This results in significant cost savings and improved design freedom.

Recommended for use on bench type milling machines, lathe drives, woodworking and metalworking machine spindle drives, computer peripheral equipment, small blowers, etc.

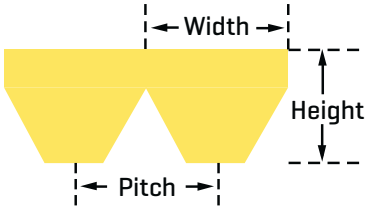

SECTIONS & NOMINAL DIMENSIONS:	Pitch (mm)	Width (mm)	Height (mm)
3M-JB	3.35	3	2.28
5M-JB	5.30	5	3.30
7M-JB	8.50	7	5.33
11M-JB	13.20	11	7.06

Construction

> Joined belt construction improves stability.

> Ribs relieve bending stress on small pulleys and provide lateral rigidity.

> 60° angle results in better support of the tensile section, and provides a more even load distribution.

> Small cross-section meets special application needs such as high shaft speeds, small drive package size and smooth running requirements.

> High modulus polyurethane compound with a high friction coefficient.

> The precise casting method eliminates overlaps and layers.

> Excellent adhesion of polyester tensile cords and polyurethane compound leads to high fatigue resistance and long belt life.

> Extra tough, the polyurethane compound resists fatigue, wear and ozone.

Advantages

> Long belt life on small pulleys and compact drives.

> Greater shaft speeds, up to 30,000rpm.

> High performance and smooth running for precision applications.

> Cost savings and design freedom.

> Avoids vibrations when subjected to shock loads.

> Back idlers can be used.

Temperature Range

-54°C to +85°C

POLYFLEX® JB® ORDERING CODE IS COMPOSED AS FOLLOWS:	
2/5M1030JB	
2	- Number of ribs
5M	- Section
1030	- Effective length (mm)
JB	- Joined belt

POLYFLEX® JB®

3M-JB		
Width 3mm	Height 2.28mm	Pitch 3.35mm
Belt Ref.	Effective Length (mm)	Weight per Rib (kg)
#/3M175JB	171.2	0.01
#/3M180JB	176.3	0.01
#/3M185JB	181.1	0.01
#/3M190JB	186.2	0.01
#/3M195JB	191.3	0.01
#/3M200JB	196.1	0.01
#/3M206JB	202.2	0.01
#/3M212JB	208.3	0.01
#/3M218JB	214.1	0.01
#/3M224JB	220.2	0.01
#/3M230JB	226.3	0.01
#/3M236JB	232.2	0.01
#/3M243JB	239.3	0.01
#/3M250JB	246.1	0.01
#/3M258JB	254.3	0.01
#/3M265JB	261.1	0.01
#/3M272JB	268.2	0.01
#/3M280JB	276.1	0.01
#/3M290JB	286.3	0.01
#/3M300JB	296.2	0.01
#/3M307JB	303.3	0.01
#/3M315JB	311.2	0.01
#/3M325JB	321.3	0.01
#/3M335JB	331.2	0.01
#/3M345JB	341.1	0.01
#/3M350JB	346.2	0.01
#/3M355JB	351.3	0.01
#/3M365JB	361.2	0.01
#/3M375JB	371.1	0.01
#/3M387JB	383.3	0.01
#/3M400JB	396.2	0.01
#/3M406JB	402.2	0.01
#/3M412JB	408.2	0.01
#/3M425JB	421.2	0.01
#/3M437JB	433.3	0.01
#/3M450JB	446.3	0.01
#/3M462JB	458.2	0.01
#/3M475JB	471.2	0.01
#/3M487JB	483.1	0.01
#/3M500JB	496.3	0.01
#/3M515JB	511.3	0.01
#/3M530JB	526.3	0.01
#/3M545JB	541.3	0.01
#/3M553JB	549.2	0.01
#/3M560JB	556.3	0.01

3M-JB Cont.		
Width 3mm	Height 2.28mm	Pitch 3.35mm
Belt Ref.	Effective Length (mm)	Weight per Rib (kg)
#/3M580JB	576.3	0.01
#/3M600JB	596.1	0.01
#/3M615JB	611.1	0.01
#/3M630JB	626.1	0.01
#/3M650JB	646.2	0.01
#/3M670JB	666.2	0.01
#/3M690JB	686.1	0.01
#/3M710JB	706.1	0.01
#/3M730JB	726.2	0.01
#/3M750JB	746.3	0.01

 # = Number of ribs

Maximum number of ribs = 3

NOTE:
For multiple Polyflex® JB® belt drives matched sets must be ordered. Other belt lengths available on request (minimum order quantities may apply).

POLYFLEX® JB®

5M-JB

Width 5mm	Height 3.30mm	Pitch 5.30mm
Belt Ref.	**Effective Length (mm)**	**Weight per Rib (kg)**
#/5M280JB	279.9	0.01
#/5M290JB	290.1	0.01
#/5M300JB	300.0	0.01
#/5M307JB	307.1	0.01
#/5M315JB	315.0	0.01
#/5M325JB	325.1	0.01
#/5M335JB	335.0	0.01
#/5M345JB	344.9	0.01
#/5M355JB	355.1	0.01
#/5M365JB	365.0	0.01
#/5M375JB	374.9	0.01
#/5M387JB	387.1	0.01
#/5M400JB	400.1	0.01
#/5M412JB	412.0	0.01
#/5M425JB	424.9	0.01
#/5M437JB	436.9	0.01
#/5M450JB	450.1	0.01
#/5M462JB	462.0	0.01
#/5M475JB	475.0	0.01
#/5M487JB	486.9	0.01
#/5M500JB	500.1	0.01
#/5M515JB	515.1	0.01
#/5M530JB	530.1	0.01
#/5M545JB	545.1	0.01
#/5M560JB	560.1	0.01
#/5M580JB	579.9	0.01
#/5M600JB	599.9	0.01
#/5M615JB	614.9	0.01
#/5M630JB	629.9	0.01
#/5M650JB	650.0	0.01
#/5M670JB	670.1	0.01
#/5M690JB	690.1	0.01
#/5M710JB	709.9	0.01
#/5M730JB	730.0	0.01
#/5M750JB	750.1	0.01
#/5M775JB	775.0	0.01
#/5M800JB	800.1	0.01
#/5M825JB	825.0	0.01
#/5M850JB	849.9	0.01
#/5M875JB	875.0	0.01
#/5M900JB	899.9	0.01
#/5M925JB	925.1	0.01
#/5M950JB	950.0	0.01
#/5M975JB	975.1	0.01
#/5M1000JB	1000.0	0.01
#/5M1030JB	1030.0	0.01
#/5M1060JB	1059.9	0.01
#/5M1090JB	1089.9	0.01
#/5M1120JB	1119.9	0.01
#/5M1150JB	1150.1	0.01

5M-JB Cont.

Width 5mm	Height 3.30mm	Pitch 5.30mm
Belt Ref.	**Effective Length (mm)**	**Weight per Rib (kg)**
#/5M1180JB	1180.1	0.01
#/5M1220JB	1220.0	0.01
#/5M1250JB	1249.9	0.01
#/5M1280JB	1279.9	0.01
#/5M1320JB	1320.0	0.01
#/5M1360JB	1359.9	0.01
#/5M1400JB	1400.0	0.01
#/5M1450JB	1450.1	0.02
#/5M1500JB	1500.1	0.02

 # = Number of ribs

Maximum number of ribs = 10

NOTE:
For multiple Polyflex® JB® belt drives matched sets must be ordered.
Other belt lengths available on request (minimum order quantities may apply).

7M-JB

Width 7mm	Height 5.33mm	Pitch 8.50mm
Belt Ref.	**Effective Length (mm)**	**Weight per Rib (kg)**
#/7M500JB	490.2	0.01
#/7M515JB	505.5	0.02
#/7M530JB	520.7	0.02
#/7M545JB	535.9	0.02
#/7M560JB	548.6	0.02
#/7M580JB	569.0	0.02
#/7M600JB	589.3	0.02
#/7M615JB	604.5	0.02
#/7M630JB	619.8	0.02
#/7M650JB	640.1	0.02
#/7M670JB	660.4	0.02
#/7M690JB	680.7	0.02
#/7M710JB	703.6	0.02
#/7M730JB	723.9	0.02
#/7M750JB	744.2	0.02
#/7M775JB	769.6	0.02
#/7M800JB	792.5	0.02
#/7M825JB	817.9	0.02
#/7M850JB	843.3	0.03
#/7M875JB	868.7	0.03
#/7M900JB	894.1	0.03
#/7M925JB	919.5	0.03
#/7M950JB	944.9	0.03
#/7M975JB	967.7	0.03
#/7M1000JB	993.1	0.03
#/7M1030JB	1023.6	0.03
#/7M1060JB	1054.1	0.03
#/7M1090JB	1084.6	0.03
#/7M1120JB	1112.5	0.03
#/7M1150JB	1143.0	0.03
#/7M1180JB	1173.5	0.03
#/7M1220JB	1214.1	0.03

POLYFLEX® JB®

7M-JB Cont.		
Width 7mm	Height 5.33mm	Pitch 8.50mm
Belt Ref.	Effective Length (mm)	Weight per Rib (kg)
#/7M1250JB	1244.6	0.04
#/7M1280JB	1272.5	0.04
#/7M1320JB	1313.2	0.04
#/7M1360JB	1353.8	0.04
#/7M1400JB	1394.5	0.04
#/7M1450JB	1442.7	0.04
#/7M1500JB	1493.5	0.04
#/7M1550JB	1544.3	0.05
#/7M1600JB	1592.6	0.05
#/7M1650JB	1643.4	0.05
#/7M1700JB	1694.2	0.05
#/7M1750JB	1742.4	0.05
#/7M1800JB	1793.2	0.05
#/7M1850JB	1844.0	0.05
#/7M1900JB	1894.8	0.05
#/7M1950JB	1943.1	0.05
#/7M2000JB	1993.9	0.05
#/7M2180JB	2174.2	0.06
#/7M2240JB	2232.7	0.06
#/7M2300JB	2293.6	0.06

 # = Number of ribs

Maximum number of ribs = 7

NOTE:
For multiple Polyflex® JB® belt drives matched sets must be ordered.
Other belt lengths available on request (minimum order quantities may apply).

11M-JB		
Width 11mm	Height 7.06mm	Pitch 13.20mm
Belt Ref.	Effective Length (mm)	Weight per Rib (kg)
#/11M710JB	693.4	0.04
#/11M730JB	711.2	0.04
#/11M750JB	731.5	0.05
#/11M775JB	756.9	0.05
#/11M800JB	782.3	0.05
#/11M825JB	807.7	0.05
#/11M850JB	833.1	0.05
#/11M875JB	856.0	0.05
#/11M900JB	881.4	0.05
#/11M925JB	906.8	0.05
#/11M950JB	932.2	0.05
#/11M975JB	957.6	0.05
#/11M1000JB	983.0	0.06
#/11M1030JB	1013.5	0.06
#/11M1060JB	1041.4	0.06
#/11M1090JB	1071.9	0.06
#/11M1120JB	1102.4	0.06
#/11M1150JB	1132.8	0.07
#/11M1180JB	1163.3	0.07
#/11M1220JB	1201.4	0.07
#/11M1250JB	1231.9	0.07
#/11M1280JB	1262.4	0.07
#/11M1320JB	1303.0	0.08
#/11M1360JB	1341.1	0.08
#/11M1400JB	1381.8	0.08
#/11M1450JB	1432.6	0.08
#/11M1500JB	1483.4	0.09
#/11M1550JB	1531.6	0.09
#/11M1600JB	1582.4	0.09
#/11M1650JB	1633.2	0.10
#/11M1700JB	1681.5	0.10
#/11M1750JB	1732.3	0.10
#/11M1800JB	1783.1	0.10
#/11M1850JB	1831.3	0.10
#/11M1900JB	1882.1	0.11
#/11M1950JB	1932.9	0.11
#/11M2000JB	1981.2	0.11
#/11M2060JB	2042.2	0.12
#/11M2120JB	2103.1	0.12
#/11M2180JB	2161.5	0.12
#/11M2240JB	2222.5	0.13
#/11M2300JB	2283.5	0.13

 # = Number of ribs

Maximum number of ribs = 5

NOTE:
For multiple Polyflex® JB® belt drives matched sets must be ordered.
Other belt lengths available on request (minimum order quantities may apply).

MULTI-SPEED
Variable Speed V-belt

Gates Multi-Speed belt provides top performance on variable speed drives. It adjusts itself to the pulley groove without difficulty, providing a wide range of speeds and speed ratios.

In addition to the standard Multi-Speed belt line, special sizes (top width, thickness and angle) are available on request.

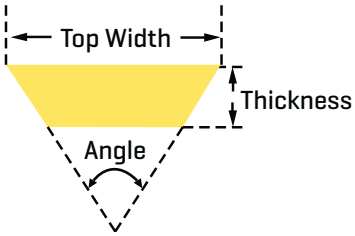

Note :
When crossing over an existing variable speed belt select a belt with dimensions that fall within the following tolerances:

± 2mm - Top Width

± 15mm - Outside Circumference

± 2 degrees - Angle

Construction

> Engineered notch contour increases flexibility. The notches ensure maximum heat dispersion, considerably decreasing running temperatures.

> Flex-Bonded tensile cords

> Strong transverse rigidity offers high resistance to distortion of the belt in the pulley. This results in even load distribution and wear reduction.

> Uniform composition and thickness of the undercord ensure smooth and silent running.

> Combination of these construction features gives maximum speed adjustment.

Advantages

> Maximum range of speed changes.

> High load-carrying capacity.

> Smooth machine operation.

> Exceptionally long belt life.

MULTI-SPEED ORDERING CODE IS COMPOSED AS FOLLOWS:	
23x8x600	
23	- Top width (mm)
8	- Thickness (mm)
600	- Inside length (mm)
630W16	
630	- Pitch length (mm)
W16	- Standardised Cross-section
1422V420	
14	- Top width - 1/16ths of an inch(14/16")
22	- Angle (^{0})
V	- Multi-Speed belt
420	- Pitch length (1/10 inch)

MULTI-SPEED

	Special Gates Sizes					Sizes ISO R 1604						
	Inside Length (mm)					Pitch Length (mm)						
Reference	**13**	**23**	**28**	**37**	**47**	**W16**	**W20**	**W25**	**W31.5**	**W40**	**W50**	**W63**
Top Width (mm)	13	23	28	37	47	17	21	26	33	42	52	65
Thickness (mm)	**6**	**8**	**9**	**10**	**13**	6	7	8	10	13	16	20
Angle	26°	26°	26°	28°	28°	24°	26°	26°	26°	28°	28°	30°
	600	525	650	800	1000	630	630	710	900	1120	1400	1800
	700	600	700	850	1060	710	710	800	1000	1250	1600	2000
	800	650	750	900	1120	800	800	900	1120	1400	1800	2240
	900	700	800	950	1180	900	900	1000	1250	1600	2000	2500
		750	850	1000	1250	1000	1000	1120	1400	1700	2240	2800
		800	900	1060	1320		1120	1250	1600	1800	2500	3150
		850	950	1120	1400		1250	1400	1800	2000	2800	
		900	1000	1180	1500			1600	2000	2240	3150	
		950	1060	1250	1600					2500		
		1000	1120	1320	1700							
		1060	1180	1400	1800							
		1120	1250	1500	2000							
		1180	1320	1600	2240							
		1250	1400	1700								
		1320	1500	1800								
		1400	1600	2000								
		1500		2240								
Add this dimension (mm) to shown value to obtain approx. Outside Length	**37.70**	**50.27**	**56.55**	**62.83**	**81.68**	**18.85**	**21.99**	**25.13**	**31.42**	**40.84**	**50.27**	**62.83**

Belt Ref. (RMA)	Outside Length (mm)	Top Width (mm)	Angle (°)	Weight (kg)
1228V255	662.94	19.05	28	0.20
1230V341	878.84	19.05	30	0.26
1230V348	896.62	19.05	30	0.26
1330V242	627.38	20.64	30	0.25
1422V235	609.60	22.23	22	0.20
1422V240	627.38	22.23	22	0.20
1422V270	703.58	22.23	22	0.22
1422V290	751.84	22.23	22	0.23
1422V300	779.78	22.23	22	0.24
1422V330	855.98	22.23	22	0.26
1422V340	878.84	22.23	22	0.26
1422V360	932.18	22.23	22	0.27
1422V400	1036.32	22.23	22	0.30
1422V420	1087.12	22.23	22	0.31
1422V440	1130.30	22.23	22	0.32
1422V460	1181.10	22.23	22	0.33
1422V466	1193.80	22.23	22	0.33
1422V470	1206.50	22.23	22	0.34
1422V480	1236.98	22.23	22	0.34
1422V540	1391.92	22.23	22	0.37
1422V600	1541.78	22.23	22	0.41
1422V660	1694.18	22.23	22	0.44
1422V780	1998.98	22.23	22	0.51
1426V299	774.70	22.23	26	0.30
1426V328	845.82	22.23	26	0.32

Belt Ref. (RMA)	Outside Length (mm)	Top Width (mm)	Angle (°)	Weight (kg)
1426V362	932.18	22.23	26	0.34
1430V215	553.72	22.23	30	0.20
1430V315	812.80	22.23	30	0.27
1430V375	965.20	22.23	30	0.32
1430V450	1158.24	22.23	30	0.37
1430V500	1282.70	22.23	30	0.40
1524V301	777.24	23.81	24	0.27
1526V264	685.80	23.81	26	0.25
1526V294	762.00	23.81	26	0.27
1528V298	769.62	23.81	28	0.27
1528V326	840.74	23.81	28	0.29
1528V360	927.10	23.81	28	0.32
1528V414	1064.26	23.81	28	0.36
1622V270	698.50	25.40	22	0.27
1622V297	767.08	25.40	22	0.28
1622V307	789.94	25.40	22	0.29
1622V520	1333.50	25.40	22	0.37
1626V262	678.18	25.40	26	0.27
1626V290	756.92	25.40	26	0.30
1626V304	789.94	25.40	26	0.32
1626V330	858.52	25.40	26	0.34
1626V339	881.38	25.40	26	0.34
1626V380	977.90	25.40	26	0.38
1626V384	995.68	25.40	26	0.39
1626V395	1023.62	25.40	26	0.39

MULTI-SPEED

Belt Ref. (RMA)	Outside Length (mm)	Top Width (mm)	Angle (°)	Weight (kg)
1626V411	1064.26	25.40	26	0.41
1626V428	1099.82	25.40	26	0.42
1626V440	1135.38	25.40	26	0.44
1626V455	1173.48	25.40	26	0.45
1626V513	1315.72	25.40	26	0.50
1626V517	1323.34	25.40	26	0.51
1626V597	1539.24	25.40	26	0.58
1626V604	1554.48	25.40	26	0.59
1626V658	1694.18	25.40	26	0.64
1628V210	538.48	25.40	28	0.20
1628V315	830.58	25.40	28	0.34
1632V210	556.26	25.40	32	0.21
1822V290	749.30	28.58	22	0.30
1822V328	850.90	28.58	22	0.35
1826V250	645.16	28.58	26	0.25
1828V368	955.04	28.58	28	0.41
1832V338	873.76	28.58	32	0.36
1922V256	670.56	30.16	22	0.30
1922V277	716.28	30.16	22	0.32
1922V282	736.60	30.16	22	0.33
1922V298	777.24	30.16	22	0.35
1922V302	782.32	30.16	22	0.35
1922V321	838.20	30.16	22	0.38
1922V332	863.60	30.16	22	0.39
1922V338	881.38	30.16	22	0.39
1922V363	942.34	30.16	22	0.42
1922V381	985.52	30.16	22	0.43
1922V386	998.22	30.16	22	0.44
1922V403	1051.56	30.16	22	0.45
1922V417	1079.50	30.16	22	0.48
1922V426	1102.36	30.16	22	0.49
1922V443	1145.54	30.16	22	0.50
1922V454	1173.48	30.16	22	0.51
1922V460	1188.72	30.16	22	0.52
1922V484	1249.68	30.16	22	0.55
1922V526	1353.82	30.16	22	0.58
1922V544	1399.54	30.16	22	0.61
1922V604	1554.48	30.16	22	0.68
1922V630	1615.44	30.16	22	0.70
1922V646	1661.16	30.16	22	0.71
1922V666	1711.96	30.16	22	0.73
1922V686	1760.22	30.16	22	0.75
1922V706	1811.02	30.16	22	0.77
1922V756	1940.56	30.16	22	0.84
1922V806	2065.02	30.16	22	0.87
1922V846	2169.16	30.16	22	0.92
1922V1146	2931.16	30.16	22	1.25
1926V249	642.62	30.16	26	0.31
1926V250	652.78	30.16	26	0.31
1926V275	713.74	30.16	26	0.33
1926V333	861.06	30.16	26	0.38
1926V367	944.88	30.16	26	0.42

Belt Ref. (RMA)	Outside Length (mm)	Top Width (mm)	Angle (°)	Weight (kg)
1926V376	985.52	30.16	26	0.43
1926V380	988.06	30.16	26	0.43
1926V390	1005.84	30.16	26	0.44
1926V407	1051.56	30.16	26	0.45
1926V415	1069.34	30.16	26	0.46
1926V427	1023.62	30.16	26	0.47
1926V507	1305.56	30.16	26	0.55
1926V542	1407.16	30.16	26	0.58
1930V355	916.94	30.16	30	0.41
1930V366	944.88	30.16	30	0.42
1930V375	967.74	30.16	30	0.43
1930V400	1033.78	30.16	30	0.45
1930V425	1094.74	30.16	30	0.47
1930V431	1117.60	30.16	30	0.48
1930V450	1158.24	30.16	30	0.49
1930V475	1221.74	30.16	30	0.51
1930V485	1247.14	30.16	30	0.52
1930V491	1270.00	30.16	30	0.53
1930V500	1285.24	30.16	30	0.53
1930V530	1361.44	30.16	30	0.55
1930V541	1397.00	30.16	30	0.57
1930V560	1445.26	30.16	30	0.58
1930V585	1501.14	30.16	30	0.60
1930V600	1539.24	30.16	30	0.61
1930V630	1615.44	30.16	30	0.64
1930V641	1640.84	30.16	30	0.66
1930V691	1767.84	30.16	30	0.70
1930V800	2047.24	30.16	30	0.78
1930V891	2275.84	30.16	30	0.85
2026V422	1092.20	31.75	26	0.45
2026V445	1148.08	31.75	26	0.46
2026V474	1224.28	31.75	26	0.48
2026V607	1562.10	31.75	26	0.57
2030V381	977.90	31.75	30	0.43
2126V297	772.16	33.34	26	0.38
2126V307	797.56	33.34	26	0.39
2126V309	805.18	33.34	26	0.39
2126V365	949.96	33.34	26	0.45
2126V377	975.36	33.34	26	0.46
2126V468	1211.58	33.34	26	0.57
2130V374	965.20	33.34	30	0.46
2226V307	792.48	34.93	26	0.39
2230V266	698.50	34.93	30	0.34
2230V273	708.66	34.93	30	0.35
2230V275	713.74	34.93	30	0.35
2230V326	850.90	34.93	30	0.42
2230V375	970.28	34.93	30	0.49
2322V329	848.36	36.51	22	0.48
2322V347	894.08	36.51	22	0.49
2322V364	944.88	36.51	22	0.50
2322V396	1031.24	36.51	22	0.55
2322V421	1089.66	36.51	22	0.58

MULTI-SPEED

Belt Ref. (RMA)	Outside Length (mm)	Top Width (mm)	Angle (°)	Weight (kg)
2322V434	1122.68	36.51	22	0.59
2322V441	1145.54	36.51	22	0.61
2322V461	1193.80	36.51	22	0.64
2322V481	1249.68	36.51	22	0.66
2322V521	1341.12	36.51	22	0.70
2322V541	1399.54	36.51	22	0.73
2322V601	1554.48	36.51	22	0.80
2322V621	1600.20	36.51	22	0.84
2322V661	1711.96	36.51	22	0.88
2322V681	1747.52	36.51	22	0.91
2322V701	1813.56	36.51	22	0.94
2322V721	1864.36	36.51	22	0.96
2322V801	2067.56	36.51	22	1.07
2326V310	807.72	36.51	26	0.42
2326V359	929.64	36.51	26	0.50
2330V273	708.66	36.51	30	0.36
2330V338	878.84	36.51	30	0.44
2330V359	927.10	36.51	30	0.48
2332V373	965.20	36.51	32	0.50
2422V570	1465.58	38.10	22	0.84
2426V343	899.16	38.10	26	0.52
2430V297	779.78	38.10	30	0.47
2430V302	784.86	38.10	30	0.48
2430V319	828.04	38.10	30	0.50
2430V345	894.08	38.10	30	0.53
2430V379	980.44	38.10	30	0.58
2436V331	863.60	38.10	36	0.51
2526V302	779.78	39.69	26	0.98
2526V314	822.96	39.69	26	1.00
2528V370	957.58	39.69	28	1.09
2530V300	787.40	39.69	30	0.98
2530V335	868.68	39.69	30	1.02
2530V470	1211.58	39.69	30	1.23
2530V490	1270.00	39.69	30	1.25
2530V500	1292.86	39.69	30	1.27
2530V530	1371.60	39.69	30	1.30
2530V550	1422.40	39.69	30	1.34
2530V560	1440.18	39.69	30	1.36
2530V575	1485.90	39.69	30	1.39
2530V595	1541.78	39.69	30	1.41
2530V600	1541.78	39.69	30	1.42
2530V610	1574.80	39.69	30	1.43
2530V618	1587.50	39.69	30	1.45
2530V630	1630.68	39.69	30	1.48
2530V660	1701.80	39.69	30	1.50
2530V670	1732.28	39.69	30	1.52
2530V680	1744.98	39.69	30	1.55
2530V690	1778.00	39.69	30	1.57
2530V700	1803.40	39.69	30	1.58
2530V730	1884.68	39.69	30	1.59
2530V740	1905.00	39.69	30	1.61
2530V750	1935.48	39.69	30	1.64

Belt Ref. (RMA)	Outside Length (mm)	Top Width (mm)	Angle (°)	Weight (kg)
2530V790	2032.00	39.69	30	1.70
2530V840	2159.00	39.69	30	1.77
2530V890	2286.00	39.69	30	1.86
2530V934	2397.76	39.69	30	1.91
2530V990	2540.00	39.69	30	2.00
2530V1090	2794.00	39.69	30	2.14
2530V1190	3040.38	39.69	30	2.30
2530V1290	3302.00	39.69	30	2.43
2530V1490	3810.00	39.69	30	2.73
2530V1690	4312.92	39.69	30	3.02
2626V369	949.96	41.28	26	0.64
2626V388	1008.38	41.28	26	0.73
2630V345	896.62	41.28	30	0.52
2630V395	1021.08	41.28	30	0.76
2636V332	863.60	41.28	36	0.45
2822V778	2019.30	44.45	22	1.36
2826V412	1064.26	44.45	26	0.70
2826V452	1168.40	44.45	26	0.77
2830V337	883.92	44.45	30	0.56
2830V363	934.72	44.45	30	0.61
2830V366	944.88	44.45	30	0.60
2830V367	962.66	44.45	30	0.62
2830V393	1013.46	44.45	30	0.66
2830V396	1023.62	44.45	30	0.67
2830V422	1084.58	44.45	30	0.71
2830V428	1107.44	44.45	30	0.73
2830V492	1272.54	44.45	30	0.84
2836V343	891.54	44.45	36	0.58
2836V350	909.32	44.45	36	0.59
2836V380	985.52	44.45	36	0.64
2926V366	952.50	46.04	26	0.92
2926V400	1036.32	46.04	26	1.00
2926V426	1104.90	46.04	26	1.05
2926V471	1219.20	46.04	26	1.11
2926V477	1231.90	46.04	26	1.14
2926V486	1249.68	46.04	26	1.16
2926V491	1270.00	46.04	26	1.16
2926V521	1346.20	46.04	26	1.23
2926V534	1376.68	46.04	26	1.25
2926V546	1409.70	46.04	26	1.27
2926V574	1480.82	46.04	26	1.32
2926V586	1511.30	46.04	26	1.34
2926V606	1562.10	46.04	26	1.39
2926V616	1607.82	46.04	26	1.41
2926V636	1635.76	46.04	26	1.45
2926V646	1663.70	46.04	26	1.45
2926V666	1714.50	46.04	26	1.51
2926V686	1765.30	46.04	26	1.55
2926V706	1816.10	46.04	26	1.59
2926V726	1866.90	46.04	26	1.61
2926V776	1993.90	46.04	26	1.70
2926V786	2016.76	46.04	26	1.75

MULTI-SPEED

Belt Ref. (RMA)	Outside Length (mm)	Top Width (mm)	Angle (°)	Weight (kg)
2926V834	2138.68	46.04	26	1.84
2926V856	2194.56	46.04	26	1.86
2926V891	2286.00	46.04	26	1.95
2926V906	2324.10	46.04	26	1.98
2926V966	2476.50	46.04	26	2.09
2926V1006	2578.10	46.04	26	2.16
2926V1026	2631.44	46.04	26	2.20
2926V1086	2783.84	46.04	26	2.32
2930V348	901.70	46.04	26	0.89
2930V492	1270.00	46.04	26	1.16
3028V386	1000.76	47.63	28	0.78
3030V357	927.10	47.63	30	0.71
3030V377	982.98	47.63	30	0.76
3030V387	1005.84	47.63	30	0.78
3036V351	914.40	47.63	36	0.70
3226V392	1010.92	50.80	26	0.93
3226V400	1043.94	50.80	26	0.95
3226V433	1120.14	50.80	26	1.00
3226V439	1135.38	50.80	26	1.02
3226V450	1163.32	50.80	26	1.05
3226V465	1203.96	50.80	26	1.07
3226V505	1305.56	50.80	26	1.16
3226V514	1328.42	50.80	26	1.18
3226V545	1404.62	50.80	26	1.25
3226V585	1508.76	50.80	26	1.32
3226V603	1559.56	50.80	26	1.36
3226V650	1673.86	50.80	26	1.45
3226V663	1711.96	50.80	26	1.48
3226V723	1864.36	50.80	26	1.61
3226V783	2019.30	50.80	26	1.73
3226V843	2169.16	50.80	26	1.86
3226V903	2321.56	50.80	26	1.98
3226V963	2473.96	50.80	26	2.09
3226V1023	2626.36	50.80	26	2.23
3226V1083	2778.76	50.80	26	2.36
3230V419	1084.58	50.80	30	0.91
3230V481	1242.06	50.80	30	1.05
3230V560	1442.72	50.80	30	1.23
3230V630	1620.52	50.80	30	1.41
3230V670	1722.12	50.80	30	1.50
3230V850	2179.32	50.80	30	1.91
3230HV856	2202.18	50.80	30	2.93
3230HV931	2392.68	50.80	30	2.68
3236V369	957.58	50.80	36	0.82
3236V389	1008.38	50.80	36	0.89
3236V432	1122.68	50.80	36	1.07
3236HV528	1366.52	50.80	36	1.55
3236HV553	1430.02	50.80	36	1.64
3236HV570	1473.20	50.80	36	1.68
3236HV585	1511.30	50.80	36	1.75
3236HV603	1557.02	50.80	36	1.80
3236HV613	1579.88	50.80	36	1.82

Belt Ref. (RMA)	Outside Length (mm)	Top Width (mm)	Angle (°)	Weight (kg)
3236HV620	1600.20	50.80	36	1.86
3236HV626	1615.44	50.80	36	1.86
3236HV644	1661.16	50.80	36	1.94
3236HV670	1727.20	50.80	36	2.02
3236HV702	1805.94	50.80	36	2.14
3236HV723	1859.28	50.80	36	2.20
3236HV821	2110.74	50.80	36	2.55
3326V478	1231.90	52.39	26	1.09
3428V451	1168.40	53.98	28	1.14
3430V424	1099.82	53.98	30	1.07
3430V476	1239.52	53.98	30	1.20
3430V493	1272.54	53.98	30	1.25
3432V450	1163.32	53.98	32	1.15
3432V456	1181.10	53.98	32	1.16
3432V480	1239.52	53.98	32	1.21
3432V484	1252.22	53.98	32	1.23
3432V528	1356.36	53.98	32	1.33
3432V534	1379.22	53.98	32	1.35
3436V404	1049.02	53.98	36	1.03
3630V455	1178.56	57.15	30	1.25
3636V479	1239.52	57.15	36	1.50
3726V558	1445.26	58.74	26	2.00
3826V459	1188.72	60.33	26	1.68
3826V465	1206.50	60.33	26	1.70
3830V501	1295.40	60.33	30	1.73
3830V510	1320.80	60.33	30	1.74
3830V517	1338.58	60.33	30	1.75
3830V580	1498.60	60.33	30	1.82
3830V587	1513.84	60.33	30	1.83
3836V418	1084.58	60.33	36	1.63
3836V426	1107.44	60.33	36	1.64
3836V654	1684.02	60.33	36	1.90
4030V538	1384.30	63.50	30	1.73
4030V590	1524.00	63.50	30	1.89
4036V541	1407.16	63.50	36	1.74
4036V574	1480.82	63.50	36	1.83
4230V503	1305.56	66.68	30	1.98
4230V556	1442.72	66.68	30	2.02
4230V605	1549.40	66.68	30	2.09
4234V998	2562.86	66.68	34	2.50
4330V521	1351.28	68.26	30	2.11
4430V510	1320.80	69.85	30	1.91
4430V530	1371.60	69.85	30	1.95
4430V548	1397.00	69.85	30	2.05
4430V555	1435.10	69.85	30	2.05
4430V560	1447.80	69.85	30	2.10
4430V570	1473.20	69.85	30	2.14
4430V578	1498.60	69.85	30	2.18
4430V600	1549.40	69.85	30	2.26
4430V610	1574.80	69.85	30	2.30
4430V630	1625.60	69.85	30	2.36
4430V652	1681.48	69.85	30	2.50

MULTI-SPEED

Belt Ref. (RMA)	Outside Length (mm)	Top Width (mm)	Angle (°)	Weight (kg)
4430V660	1701.80	69.85	30	2.50
4430V670	1727.20	69.85	30	2.57
4430V690	1778.00	69.85	30	2.64
4430V700	1803.40	69.85	30	2.64
4430V730	1879.60	69.85	30	2.82
4430V740	1905.00	69.85	30	2.86
4430V760	1955.80	69.85	30	2.91
4430V772	1996.44	69.85	30	3.00
4430V780	2006.60	69.85	30	3.00
4430V790	2032.00	69.85	30	3.09
4430V850	2184.40	69.85	30	3.36
4430V910	2336.80	69.85	30	3.55
4430V970	2489.20	69.85	30	3.82
4430V1000	2567.94	69.85	30	3.86
4430V1030	2641.60	69.85	30	4.05
4430V1090	2794.00	69.85	30	4.27
4430V1150	2946.40	69.85	30	4.50
4430V1250	3202.94	69.85	30	4.91
4430V1320	3378.20	69.85	30	5.18
4430V1410	3606.80	69.85	30	5.55
4430V1460	3733.80	69.85	30	5.73
4430V1610	4114.80	69.85	30	6.36
4430V1810	4622.80	69.85	30	7.23
4430V1917	4894.58	69.85	30	7.64
4436V525	1358.90	69.85	36	2.14
4436V551	1424.94	69.85	36	2.27
4436V555	1435.10	69.85	36	2.29
4436V561	1450.34	69.85	36	2.34
4436V576	1488.44	69.85	36	2.41
4436V581	1501.14	69.85	36	2.42
4436V646	1663.70	69.85	36	2.75
4436V714	1846.58	69.85	36	3.09
4626V596	1539.24	73.03	26	3.23
4630V650	1678.94	73.03	30	3.34
4630V663	1709.42	73.03	30	3.36
4630V668	1729.74	73.03	30	3.39
4630V683	1760.22	73.03	30	3.41
4630V733	1887.22	73.03	30	3.52
4630V1070	2745.74	73.03	30	4.23
4632V722	1866.90	73.03	32	3.50
4636V613	1579.88	73.03	36	3.27
4830V602	1551.94	76.20	30	2.73
4830V614	1587.50	76.20	30	2.75
4830V653	1686.56	76.20	30	2.91
4830V692	1785.62	76.20	30	3.07
4830V699	1803.40	76.20	30	3.07
4830V730	1882.14	76.20	30	3.23
4830V750	1930.40	76.20	30	3.27
4830V850	2186.94	76.20	30	3.64
4830V970	2491.74	76.20	30	4.09
4830V1070	2745.74	76.20	30	4.43
4836V588	1518.92	76.20	36	2.73

Belt Ref. (RMA)	Outside Length (mm)	Top Width (mm)	Angle (°)	Weight (kg)
4836V608	1572.26	76.20	36	2.82
4836V618	1610.36	76.20	36	2.91
4836V642	1658.62	76.20	36	3.00
4836V655	1691.64	76.20	36	3.09
4836V729	1879.60	76.20	36	3.45
4836V789	2032.00	76.20	36	3.82
4836V850	2186.94	76.20	36	4.14
4836V1180	3030.22	76.20	36	5.91
5126V938	2413.00	80.96	26	5.30
5130V732	1894.84	80.96	30	4.27
5228V930	2397.76	82.55	28	4.77
5228V930S*	2397.76	82.55	28	9.55
5230V662	1709.42	82.55	30	3.45
5230V734	1912.62	82.55	30	3.86
5230V734S*	1912.62	82.55	30	7.64
5230V867	2242.82	82.55	30	4.52
5230V867S*	2242.82	82.55	30	9.09
5636V750	1940.56	88.90	36	5.63
5636V774	1998.98	88.90	36	4.98
5830V756	1953.26	92.08	30	5.91
5836V737	1905.00	92.08	36	5.91
6036V761	1973.58	95.25	36	4.70
6036V850	2192.02	95.25	36	5.14
6236V694	1798.32	98.43	36	4.18
6236V725	1877.06	98.43	36	4.45
6236V762	1971.04	98.43	36	4.91
6236V905	2334.26	98.43	36	6.54

***Set of 2**

ROUND ENDLESS

Round cross-section belt

Gates Round Endless belts are designed for ¼ turn or twisted drives where more than an O-ring is required.

Round Endless belts are ideal for ¼ turn or twisted, serpentine drives, power turn and line shaft conveyors and commercial sewing machines.

Construction

> Round cross-section.

> Flex-Bonded polyester cords for equal load distribution and reduced stress from flexing.

> Flex-Weave® cover is a patented fabric construction for longer life, providing extended protection to the belt core from oil, dirt and heat.

> Static conductive - ISO 1813 and RMA IP3-3.

Advantages

> Minimal stretch for minimum take up requirements.

> Truly endless for added durability (no splice).

Temperature Range

-35°C to +60°C

ROUND ENDLESS ORDERING CODE IS COMPOSED AS FOLLOWS:	
7X53	
7X	- Section (7/16 inch diam.)
53	- Inside length (inch)

1/4" Diameter		
Minimum order quantity is 180 belts per size +/- 10%		
Belt Ref. (RMA)	**Inside Length (inch)**	**Inside Length (mm)**
4X33*	33	838
4X34*	34	864
4X35*	35	889
4X36*	36	914
4X37*	37	940
4X38*	38	965
4X39*	39	991
4X40*	40	1016
4X41*	41	1041
4X42*	42	1067
4X43*	43	1092
4X44*	44	1118
4X45*	45	1143
4X46*	46	1168
4X47*	47	1194
4X48*	48	1219
4X49*	49	1245
4X50*	50	1270
4X51*	51	1295
4X52*	52	1321
4X53*	53	1346
4X54*	54	1372
4X55*	55	1397

1/4" Diameter Cont.		
Minimum order quantity is 180 belts per size +/- 10%		
Belt Ref. (RMA)	**Inside Length (inch)**	**Inside Length (mm)**
4X56*	56	1422
4X57*	57	1448
4X58*	58	1473
4X59*	59	1499
4X60*	60	1524
4X61*	61	1549
4X62*	62	1575
4X63*	63	1600
4X64*	64	1626
4X65*	65	1651
4X66*	66	1676
4X67*	67	1702
4X68*	68	1727
4X69*	69	1753
4X70*	70	1778
4X71*	71	1803
4X72*	72	1829
4X73*	73	1854
4X74*	74	1880
4X75*	75	1905
4X76*	76	1930
4X77*	77	1956
4X78*	78	1981

1/4" Diameter Cont.		
Minimum order quantity is 180 belts per size +/- 10%		
Belt Ref. (RMA)	**Inside Length (inch)**	**Inside Length (mm)**
4X79*	79	2007
4X80*	80	2032
4X81*	81	2057
4X82*	82	2083
4X83*	83	2108
4X84*	84	2134
4X85*	85	2159

*Minimum order quantities may apply.

ROUND ENDLESS

5/16" Diameter

Minimum order quantity is 165 belts per size +/- 10%

Belt Ref. (RMA)	Inside Length (inch)	Inside Length (mm)
5X33*	33	838
5X33½*	33½	851
5X34*	34	864
5X35*	35	889
5X36*	36	914
5X37*	37	940
5X38*	38	965
5X39*	39	991
5X40*	40	1016
5X41*	41	1041
5X42*	42	1067
5X43*	43	1092
5X44*	44	1118
5X45*	45	1143
5X46*	46	1168
5X47*	47	1194
5X48*	48	1219
5X49*	49	1245
5X50*	50	1270
5X51*	51	1295
5X52*	52	1321
5X53*	53	1346
5X54*	54	1372
5X55*	55	1397
5X56*	56	1422
5X57*	57	1448
5X58*	58	1473
5X59*	59	1499
5X60*	60	1524
5X61*	61	1549
5X62*	62	1575
5X63*	63	1600
5X64*	64	1626
5X65*	65	1651
5X66*	66	1676
5X67*	67	1702
5X68*	68	1727
5X69*	69	1753
5X70*	70	1778
5X71*	71	1803
5X72*	72	1829
5X73*	73	1854
5X74*	74	1880
5X75*	75	1905
5X76*	76	1930
5X77*	77	1956
5X78*	78	1981
5X79*	79	2007
5X80*	80	2032

5/16" Diameter Cont.

Minimum order quantity is 165 belts per size +/- 10%

Belt Ref. (RMA)	Inside Length (inch)	Inside Length (mm)
5X81*	81	2057
5X82*	82	2083
5X83*	83	2108
5X84*	84	2134
5X85*	85	2159
5X86*	86	2184
5X87*	87	2210
5X88*	88	2235
5X89*	89	2261
5X90*	90	2286

3/8" Diameter

Minimum order quantity is 139 belts per size +/- 10%

Belt Ref. (RMA)	Inside Length (inch)	Inside Length (mm)
6X33*	33	838
6X33½	33½	851
6X34	34	864
6X35*	35	889
6X36	36	914
6X37*	37	940
6X38*	38	965
6X39*	39	991
6X40*	40	1016
6X41*	41	1041
6X42*	42	1067
6X43*	43	1092
6X44*	44	1118
6X45*	45	1143
6X46*	46	1168
6X47*	47	1194
6X48*	48	1219
6X49*	49	1245
6X50*	50	1270
6X51*	51	1295
6X52*	52	1321
6X53*	53	1346
6X54*	54	1372
6X55*	55	1397
6X56*	56	1422
6X57*	57	1448
6X58*	58	1473
6X59*	59	1499
6X60*	60	1524
6X61*	61	1549
6X62*	62	1575
6X63*	63	1600
6X64*	64	1626

3/8" Diameter Cont.

Minimum order quantity is 139 belts per size +/- 10%

Belt Ref. (RMA)	Inside Length (inch)	Inside Length (mm)
6X65*	65	1651
6X66*	66	1676
6X67*	67	1702
6X68*	68	1727
6X69*	69	1753
6X70*	70	1778
6X71*	71	1803
6X72*	72	1829
6X73*	73	1854
6X74*	74	1880
6X75*	75	1905
6X76*	76	1930
6X77*	77	1956
6X78*	78	1981
6X79*	79	2007
6X80*	80	2032
6X81*	81	2057
6X82*	82	2083
6X83*	83	2108
6X84*	84	2134
6X85*	85	2159
6X86*	86	2184
6X87*	87	2210
6X88*	88	2235
6X89	89	2261
6X90*	90	2286
6X91*	91	2311
6X92*	92	2337
6X93*	93	2362
6X94*	94	2388
6X95*	95	2413
6X96	96	2438
6X97	97	2464
6X98	98	2489
6X99*	99	2515
6X100*	100	2540
6X101*	101	2565
6X102*	102	2591
6X103*	103	2616
6X104*	104	2642
6X105*	105	2667
6X106*	106	2692
6X107*	107	2718
6X108*	108	2743
6X109*	109	2769
6X110*	110	2794
6X111*	111	2819
6X112*	112	2845
6X113*	113	2870

ROUND ENDLESS

3/8" Diameter Cont.

Minimum order quantity is 139 belts per size +/- 10%

Belt Ref. (RMA)	Inside Length (inch)	Inside Length (mm)
6X114*	114	2896
6X115*	115	2921
6X116*	116	2946
6X117*	117	2972
6X118*	118	2997
6X119*	119	3023
6X120*	120	3048

*Minimum order quantities may apply.

7/16" Diameter

Minimum order quantity is 115 belts per size +/- 10%

Belt Ref. (RMA)	Inside Length (inch)	Inside Length (mm)
7X33*	33	838
7X34	34	864
7X35*	35	889
7X36	36	914
7X37*	37	940
7X38*	38	965
7X39*	39	991
7X40*	40	1016
7X41*	41	1041
7X42*	42	1067
7X43*	43	1092
7X44*	44	1118
7X45*	45	1143
7X46*	46	1168
7X47*	47	1194
7X48*	48	1219
7X49*	49	1245
7X50*	50	1270
7X51*	51	1295
7X52*	52	1321
7X53*	53	1346
7X54*	54	1372
7X55*	55	1397
7X56*	56	1422
7X57*	57	1448
7X58*	58	1473
7X59*	59	1499
7X60*	60	1524
7X61*	61	1549
7X62*	62	1575
7X63*	63	1600
7X64*	64	1626
7X65*	65	1651
7X66*	66	1676
7X67*	67	1702

7/16" Diameter Cont.

Minimum order quantity is 115 belts per size +/- 10%

Belt Ref. (RMA)	Inside Length (inch)	Inside Length (mm)
7X68*	68	1727
7X69*	69	1753
7X70*	70	1778
7X71*	71	1803
7X72*	72	1829
7X73*	73	1854
7X74*	74	1880
7X75*	75	1905
7X76*	76	1930
7X77*	77	1956
7X77¼	77¼	1962
7X78*	78	1981
7X79*	79	2007
7X80*	80	2032
7X81*	81	2057
7X82*	82	2083
7X83*	83	2108
7X84*	84	2134
7X85*	85	2159
7X86*	86	2184
7X87*	87	2210
7X88*	88	2235
7X89*	89	2261
7X90*	90	2286
7X91*	91	2311
7X92*	92	2337
7X93*	93	2362
7X94*	94	2388
7X95*	95	2413
7X96*	96	2438
7X97*	97	2464
7X98*	98	2489
7X99*	99	2515
7X100*	100	2540
7X101*	101	2565
7X102*	102	2591
7X103*	103	2616
7X104*	104	2642
7X105*	105	2667
7X106*	106	2692

*Minimum order quantities may apply.

1/2" Diameter

Minimum order quantity is 95 belts per size +/- 10%

Belt Ref. (RMA)	Inside Length (inch)	Inside Length (mm)
8X53*	53	1346
8X54*	54	1372
8X55*	55	1397
8X56*	56	1422
8X57*	57	1448
8X58*	58	1473
8X59*	59	1499
8X61*	61	1549
8X62*	62	1572
8X63*	63	1600
8X64*	64	1626
8X65*	65	1651
8X66*	66	1676
8X67*	67	1702
8X68*	68	1727
8X69*	69	1753
8X70*	70	1778
8X71*	71	1803
8X72*	72	1829
8X73*	73	1854
8X74*	74	1880
8X75*	75	1905
8X76*	76	1930
8X77*	77	1956
8X78*	78	1981
8X79*	79	2007
8X80*	80	2032
8X81*	81	2057
8X82*	82	2083
8X83*	83	2108
8X84*	84	2134
8X85*	85	2159
8X86*	86	2184
8X87*	87	2210
8X88*	88	2235
8X89*	89	2261
8X90*	90	2286
8X91*	91	2311
8X92*	92	2337
8X93*	93	2362
8X94*	94	2388
8X95*	95	2413
8X96*	96	2438
8X97*	97	2464
8X98*	98	2489
8X99*	99	2515
8X100*	100	2540
8X101*	101	2565
8X102*	102	2591

ROUND ENDLESS

1/2" Diameter Cont.

Minimum order quantity is 95 belts per size +/- 10%

Belt Ref. (RMA)	Inside Length (inch)	Inside Length (mm)
8X103*	103	2616
8X104*	104	2642
8X105*	105	2667
8X106*	106	2692

*Minimum order quantities may apply.

9/16" Diameter

Minimum order quantity is 87 belts per size +/- 10%

Belt Ref. (RMA)	Inside Length (inch)	Inside Length (mm)
9X41 3/8	41 3/8	1051
9X49*	49	1245
9X50*	50	1270
9X51*	51	1295
9X52*	52	1321
9X53*	53	1346
9X54	54	1372
9X55*	55	1397
9X56*	56	1422
9X57*	57	1448
9X58*	58	1473
9X59*	59	1499
9X60*	60	1524
9X61*	61	1549
9X62*	62	1575
9X63*	63	1600
9X64*	64	1626
9X65*	65	1651
9X66*	66	1676
9X67*	67	1702
9X68*	68	1727
9X69*	69	1753
9X70*	70	1778
9X71*	71	1803
9X72*	72	1829
9X73*	73	1854
9X74*	74	1880
9X75*	75	1905
9X76*	76	1930
9X77*	77	1956
9X78*	78	1981
9X79*	79	2007
9X80*	80	2032
9X81*	81	2057
9X82*	82	2083
9X83*	83	2108
9X84*	84	2134
9X85*	85	2159
9X86*	86	2184
9X87*	87	2210
9X88*	88	2235
9X89*	89	2261
9X90	90	2286
9X91*	91	2311
9X92*	92	2337
9X93*	93	2362
9X94*	94	2388
9X95*	95	2413
9X96*	96	2438

9/16" Diameter Cont.

Minimum order quantity is 87 belts per size +/- 10%

Belt Ref. (RMA)	Inside Length (inch)	Inside Length (mm)
9X97*	97	2464
9X98*	98	2489
9X99*	99	2515
9X100*	100	2540
9X101*	101	2565
9X102*	102	2591
9X103*	103	2616
9X104*	104	2642
9X105*	105	2667
9X106*	106	2692
9X107*	107	2718
9X108*	108	2743
9X109*	109	2769
9X110*	110	2794
9X111*	111	2819
9X112	112	2845
9X113*	113	2870
9X114*	114	2896
9X115*	115	2921
9X116*	116	2946
9X118*	118	2997
9X119*	119	3023
9X120	120	3048
9X128	128	3251
9X129 3/4	129 3/4	3277
9X135	135	3429
9X144	144	3658
9X148	148	3759
9X155	155	3937
9X166	166	4216
9X172	172	4369
9X176	176	4470
9X190	190	4826
9X200	200	5080
9X210	210	5334
9X233	233	5918
9X250	250	6350
9X270	270	6858
9X308	308	7823
9X331	331	8407
9X345	345	8763
9X386	386	9804
9X416	416	10566
9X447	447	11354
9X465	465	11811
9X564	564	14326
9X660	660	16764

*Minimum order quantities may apply.

POWER ROUND®

Heavy duty round cross-section belt

V-belts

Heavy-duty round belt designed for demanding applications. These belts are designed for 1/4 turn or twisted drives when more than on O-ring is required.

Designed to meet the needs of higher speed conveyor applications.

Ideal for 1/4 turn or twisted, serpentine drives, power turn and line shaft conveyors.

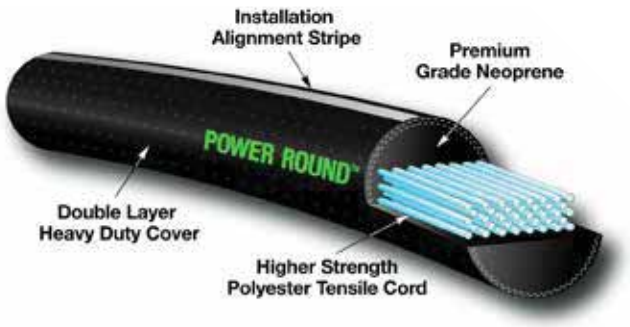

Construction

> Round cross section.

> Flex-Bonded higher strength polyester tensile cords.

> Double Layer Flex-Weave® cover.

> Static conductive - ISO 1813 and RMA IP3-3

Advantages

> Alignment stripe minimises twisting during installation.

> Truly endless for added durability (no splice).

> Longer belt life.

Temperature Range

-35°C to +60°C

POWER ROUND® ORDERING CODE IS COMPOSED AS FOLLOWS:	
9X54PR	
9X	- Section (9/16 inch diam.)
54	- Inside length (inch)
PR	- Power round

9/16" Diameter		
Belt Ref.	**Inside Length (inch)**	**(mm)**
9X41-3/8PR	41 3/8	1051
9X54PR	54	1372
9X90PR	90	2286
9X101PR	101	2565
9X112PR	112	2845
9X120PR	120	3048
9X128PR	128	3251
9X129-3/4PR	129 3/4	3277
9X135PR	135	3429
9X144PR	144	3658
9X148PR	148	3759
9X155PR	155	3937
9X166PR	166	4216
9X172PR	172	4369
9X176PR	176	4470
9X190PR	190	4826

NOTE:
If no stocks available minimum order quantity of 87 belts +/- 10% may apply.
Additional sizes from 42 to 660 inch are available upon request and have an MOQ of 87 belts +/- 10%.

9/16" Diameter		
Belt Ref.	**Inside Length (inch)**	**(mm)**
9X200PR	200	5080
9X210PR	210	5334
9X233PR	233	5918
9X250PR	250	6350
9X270PR	270	6858
9X308PR	308	7823
9X331PR	331	8407
9X345PR	345	8763
9X386PR	386	9804
9X416PR	416	10566
9X447PR	447	11354
9X465PR	465	11811
9X500PR	500	12700
9X564PR	564	14326
9X600PR	600	15240
9X660PR	660	16764

NOTE:
If no stocks available minimum order quantity of 87 belts +/- 10% may apply.
Additional sizes from 42 to 660 inch are available upon request and have an MOQ of 87 belts +/- 10%.

NU-T-LINK®

Polyurethane linked V-belting.

Nu-T-Link® V-belting is designed for rapid installation in an assortment of lengths and operating conditions.

It is a suitable alternative to standard belts on all industrial applications and particularly suited to drives requiring link belting for ease of installation.

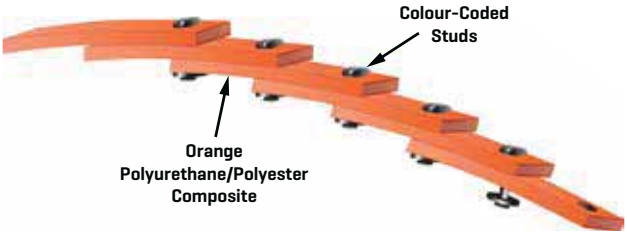

Construction

> Orange polyurethane/polyester composite resists oil, water, chemicals and heat.

> Colour-coded studs per cross section.

Advantages

> May be assembled in an assortment of lengths to fit multiple drive configurations.

> Ideal for applications with a long tear down time.

Temperature Range

-40°C to +100°C

WARNING: Do **NOT** use with backside idlers.

Belt Ref.	Cross Section	Top Width (mm)	Roll Length (Mtr)	Weight (kg/Mtr)
NU-T-LINK-O	O (Z)	10	15.2	0.15
NU-T-LINK-A	A	13	15.2	0.18
NU-T-LINK-B	B	17	15.2	0.24
NU-T-LINK-C	C	22	15.2	0.31
NU-T-LINK-D	D	32	15.2	0.39

NOTE:
A Nu-T-Link assembly tool is included with each roll.

DUBL-V FEATHER PICKER

Wrapped, classical section, flexible, double sided, V-belt

Dubl-V Feather Picker belts are double V-belts engineered to meet the demands of poultry processing equipment.

Dubl-V Feather Picker belts are specifically designed for maximum performance on de-feathering machines found in the poultry industry. Field tests conducted Gates belts run 3-6 months or more compared to similar competitor belts that last only 1-3 weeks.

Construction

> Unique Flexible Performance (FP) construction for superior flexibility and fatigue resistance on small diameter pulleys, during back bends and under mis-alignment.

> Flex-Bonded polyester cords for equal load distribution and reduced stress from flexing.

> Flex-Weave® cover is a patented fabric construction for longer life, providing extended protection to the belt core from oil, dirt and heat.

> Static conductive - ISO 1813 and RMA IP3-3.

Advantages

> Clean running, fully wrapped construction eliminates debris and dust concerns found in competitive double notch belts.

> Ideal for applications with a long tear down time.

Belt Ref.	Cross Section	Top Width (mm)	Effective Length (mm)	Weight (kg)
AA148FP	AA	13	3810.0	0.54
BB155FP	BB	17	4013.2	0.93
BB158FP	BB	17	4089.4	0.94
BB172FP	BB	17	4445.0	1.03

NOTE:
Additional sizes can be made: AA(43 to 210" long), BB (35 to 660" long). Minimum order quantities may apply.

BLADERUNNER®

Grounds maintenance equipment belts

V-belts

Gates BladeRunner® belts are engineered and built to match or improve on the OE composition, construction and fit of the most popular lawn and garden power equipment brands.

BladeRunner® belts come in many different forms that match or better the OE version.

> V-belts - wrapped, notched, raw edge, double-sided, Mirco-V®, Polyflex® and Powerband®

> Synchronous

Construction

> Matches or improves on OE construction.

> Aramid tensile cords are utilised in many cases, often to improve on the OE version.

> Bare Back fabric cover used on clutching application belts.

> Flex Bonded tensile cords in V-belts.

Advantages

> Aramid cords provide longer life during frequent shock load applications.

> OE fit.

> OE construction, or better.

> More value and longer life.

BLADERUNNER® ORDERING CODE IS COMPOSED AS FOLLOWS:	
6447BR	- Belt reference

Belt Ref.	Outside Length (mm)	Top Width (mm)	Belt Type	Weight (kg)
6400BR	2194	14.2	Wrapped	0.32
6401BR	2277	14.2	Wrapped	0.33
6402BR	1882	17.4	Wrapped	0.32
6405BR	1119	16.8	Wrapped	0.17
6406BR	1527	17.4	Wrapped	0.26
6407BR	2313	14.2	Wrapped	0.28
6408BR	1982	16.8	Wrapped	0.31
6409BR	3136	12.9	Double-V	0.48
6411BR	770	10.4	Wrapped	0.05
6412BR	2151	14.2	Wrapped	0.31
6413BR	825	7.0	Ind. 60° M Sect	0.02
6414BR	1982	13.2	Wrapped	0.20
6415BR	2084	13.2	Wrapped	0.21
6416BR	2551	17.4	Wrapped	0.43
6417BR	1936	13.6	Wrapped	0.21
6418BR	2248	14.2	Wrapped	0.33
6419BR	1383	22.4	Wrapped	0.32
6422BR	1174	13.6	Wrapped	0.12
6423BR	1146	15.9	Notched	0.24
6424BR	1885	13.6	Wrapped	0.19
6425BR	1022	13.2	Wrapped	0.11
6426BR	833	10.4	Wrapped	0.06
6428BR	2664	13.2	Wrapped	0.33
6429BR	1125	15.9	Notched	0.24
6431BR	2270	13.5	Wrapped	0.23
6432BR	2419	13.6	Wrapped	0.25
6433BR	919	9.6	Notched	0.09

Belt Ref.	Outside Length (mm)	Top Width (mm)	Belt Type	Weight (kg)
6434BR	2088	13.6	Wrapped	0.26
6435BR	666	9.6	Notched	0.06
6436BR	1434	30.2	Banded	0.50
6438BR	2463	13.2	Wrapped	0.30
6439BR	1227	18.2	Wrapped	0.19
6440BR	1327	13.3	Banded	0.45
6441BR	1122	15.9	Notched	0.24
6442BR	1284	13.3	Banded	0.46
6444BR	2131	13.7	Wrapped	0.24
6446BR	1323	17.4	Wrapped	0.29
6447BR	1341	18.2	Wrapped	0.22
6448BR	1707	13.6	Wrapped	0.19
6449BR	1398	13.2	Wrapped	0.17
6451BR	1580	13.6	Wrapped	0.18
6452BR	2414	13.2	Wrapped	0.29
6453BR	763	13.1	Wrapped	0.07
6454BR	2085	17.4	Wrapped	0.33
6455BR	1807	12.9	Double-V	0.27
6456BR	2749	12.9	Double-V	0.41
6457BR	2342	13.6	Wrapped	0.24
6458BR	1987	13.6	Wrapped	0.25
6459BR	2241	13.6	Wrapped	0.25
6460BR	821	9.3	Raw Edge	0.05
6463BR	2241	13.6	Wrapped	0.28
6464BR	1638	17.4	Wrapped	0.29
6466BR	1153	13.3	Banded	0.41
6467BR	2125	16.5	Raw Edge	0.36

BLADERUNNER®

Belt Ref.	Outside Length (mm)	Top Width (mm)	Belt Type	Weight (kg)
6469BR	795	10.4	Wrapped	0.06
6470BR	1310	30.2	Banded	0.47
6471BR	1881	12.9	Double-V	0.28
6472BR	1129	15.9	Notched	0.24
6473BR	547	13.1	Wrapped	0.06
6474BR	2262	13.2	Wrapped	0.27
6475BR	1200	13.6	Wrapped	0.12
6476BR	2215	14.2	Wrapped	0.33
6477BR	2520	13.6	Wrapped	0.27
6478BR	1784	13.6	Wrapped	0.20
6480BR	2572	17.4	Wrapped	0.51
6481BR	3054	13.6	Wrapped	0.40
6482BR	1730	17.4	Wrapped	0.33
6484BR	3208	13.7	Wrapped	0.40
6485BR	3387	17.5	Wrapped	0.71
6486BR	3238	13.7	Wrapped	0.40
6487BR	1247	15.9	Notched	0.26
6488BR	1755	17.4	Wrapped	0.37
6490BR	2302	13.6	Wrapped	0.28
6491BR	1343	13.6	Wrapped	0.16
6492BR	2771	17.4	Wrapped	0.55
6494BR	890	16.7	Wrapped	0.14
6498BR	1362	13.6	Wrapped	0.14
6500BR	1022	10.4	Wrapped	0.08
6501BR	1881	13.2	Wrapped	0.21
6502BR	1704	17.4	Wrapped	0.30
6503BR	2187	13.6	Wrapped	0.22
6506BR	2060	17.4	Wrapped	0.35
6508BR	2043	13.8	Wrapped	0.31
6509BR	1022	10.4	Wrapped	0.08
6510BR	1373	16.8	Wrapped	0.23
6511BR	966	16.7	Wrapped	0.15
6513BR	2036	10.2	Wrapped	0.22
6514BR	1044	17.3	Wrapped	0.21
6515BR	2059	15.1	Raw Edge	0.30
6517BR	885	13.2	Wrapped	0.10
6518BR	2160	13.2	Wrapped	0.22
6519BR	1987	13.6	Wrapped	0.23
6520BR	1805	16.8	Wrapped	0.30
6521BR	2372	13.6	Wrapped	0.25
6523BR	2038	13.6	Wrapped	0.23
6524BR	2327	13.7	Wrapped	0.23
6525BR	1805	13.2	Wrapped	0.19
6527BR	1730	17.5	Wrapped	0.28
6528BR	911	12.1	Raw Edge	0.12
6529BR	1170	12.1	Raw Edge	0.12
6530BR	1601	12.1	Raw Edge	0.17
6532BR	2215	13.6	Wrapped	0.24
6533BR	2495	13.6	Wrapped	0.26
6534BR	636	9.5	Raw Edge	0.06
6537BR	2186	16.8	Wrapped	0.37
6538BR	850	30.2	Banded	0.16

Belt Ref.	Outside Length (mm)	Top Width (mm)	Belt Type	Weight (kg)
6539BR	1094	30.2	Banded	0.38
6540BR	560	13.1	Wrapped	0.06
6543BR	1487	18.7	Ribbed	0.11
6544BR	620	12.1	Notched	0.07
6545BR	971	13.6	Wrapped	0.12
6546BR	616	12.7	Raw Edge	0.08
6547BR	1320	15.1	Notched	0.20
6548BR	1091	15.9	Notched	0.16
6549BR	1172	15.9	Notched	0.17
6550BR	1134	15.9	Notched	0.17
6551BR	2088	13.6	Wrapped	0.24
6552BR	1318	12.1	Raw Edge	0.17
6553BR	1277	12.1	Raw Edge	0.17
6554BR	890	16.7	Wrapped	0.14
6555BR	1981	17.5	Wrapped	0.30
6556BR	1043	16.8	Wrapped	0.17
6557BR	983	9.7	Wrapped	0.08
6558BR	2063	13.6	Wrapped	0.23
6559BR	1657	13.6	Wrapped	0.19
6562BR	963	13.4	Wrapped	0.09
6563BR	1273	17.4	Wrapped	0.23
6564BR	1400	17.4	Wrapped	0.25
6565BR	971	13.6	Wrapped	0.12
6566BR	3562	17.5	Wrapped	0.71
6567BR	3711	17.5	Wrapped	0.74
6568BR	3277	17.5	Wrapped	0.66
6569BR	4305	17.5	Wrapped	0.86
6570BR	3756	12.9	Double-V	0.57
6571BR	2664	12.9	Double-V	0.40
6572BR	2004	13.6	Wrapped	0.20
6573BR	2085	17.4	Wrapped	0.36
6574BR	3076	17.5	Wrapped	0.64
6575BR	2466	17.4	Wrapped	0.42
6576BR	1311	16.8	Wrapped	0.24
6577BR	3409	13.7	Wrapped	0.44
6578BR	2114	13.6	Wrapped	0.29
6579BR	2743	12.9	Double-V	0.41
6580BR	1455	16.9	Ribbed	0.14
6581BR	1539	12.1	Raw Edge	0.21
6582BR	2307	12.1	Raw Edge	0.24
6583BR	1288	12.1	Raw Edge	0.13
6584BR	2672	15.9	Raw Edge	0.37
6586BR	1259	30.2	Banded	0.44
6588BR	866	9.3	Raw Edge	0.06
6589BR	3127	17.4	Wrapped	0.67
6590BR	1371	16.5	Raw Edge	0.23
6591BR	2229	16.5	Raw Edge	0.38
6592BR	2076	15.9	Raw Edge	0.35
6593BR	1422	28.9	Banded	0.20
6596BR	3483	17.5	Wrapped	0.70
6597BR	3924	17.5	Wrapped	0.81
6598BR	4018	17.5	Wrapped	0.83

BLADERUNNER®

Belt Ref.	Outside Length (mm)	Top Width (mm)	Belt Type	Weight (kg)
6599BR	3612	17.5	Wrapped	0.73
6601BR	2110	14.2	Wrapped	0.30
6603BR	1955	14.2	Wrapped	0.29
6604BR	2977	13.6	Wrapped	0.31
6605BR	1163	18.2	Wrapped	0.19
6606BR	2314	17.3	Wrapped	0.38
6608BR	508	10.4	Wrapped	0.04
6609BR	706	9.5	Raw Edge	0.05
6610BR	738	9.5	Raw Edge	0.05
6611BR	789	12.7	Raw Edge	0.10
6612BR	799	9.5	Raw Edge	0.07
6613BR	757	9.5	Raw Edge	0.06
6614BR	2263	17.2	Wrapped	0.43
6615BR	2860	17.5	Wrapped	0.57
6616BR	3607	17.5	Wrapped	0.70
6617BR	924	16.7	Wrapped	0.14
6618BR	814	16.7	Wrapped	0.14
6619BR	914	10.4	Wrapped	0.05
6620BR	1504	13.6	Wrapped	0.18
6621BR	834	13.2	Wrapped	0.09
6622BR	3454	16.4	Double-V	0.80
6623BR	760	13.1	Wrapped	0.09
6624BR	776	12.1	Raw Edge	0.09
6625BR	2115	30.6	Banded	0.57
6626BR	4118	13.7	Wrapped	0.48
6627BR	2215	13.6	Wrapped	0.27
6628BR	3133	12.1	Raw Edge	0.27
6629BR	2070	12.9	Double-V	0.27
6630BR	1761	17.4	Wrapped	0.34
6631BR	3435	23.2	Wrapped	0.96
6633BR	2901	13.6	Wrapped	0.33
6635BR	1907	12.9	Double-V	0.27
6636BR	2588	13.6	Wrapped	0.29
6637BR	2012	13.6	Wrapped	0.25
6638BR	2458	13.7	Wrapped	0.29
6639BR	1325	13.6	Wrapped	0.15
6640BR	2038	13.6	Wrapped	0.25
6641BR	2241	13.6	Wrapped	0.27
6642BR	2520	13.6	Wrapped	0.30
6643BR	2302	13.6	Wrapped	0.25
6644BR	1949	17.5	Wrapped	0.36
6645BR	2258	17.5	Wrapped	0.43
6646BR	3388	17.5	Wrapped	0.64
6647BR	2033	16.8	Wrapped	0.31
6648BR	3000	17.4	Wrapped	0.55
6649BR	2289	17.4	Wrapped	0.42
6650BR	2822	17.4	Wrapped	0.52
6651BR	2641	13.7	Wrapped	0.30
6652BR	3548	13.7	Wrapped	0.50
6653BR	2588	13.6	Wrapped	0.29
6654BR	1299	15.9	Notched	0.18
6655BR	1654	15.1	Notched	0.28

Belt Ref.	Outside Length (mm)	Top Width (mm)	Belt Type	Weight (kg)
6656BR	1113	13.2	Wrapped	0.10
6657BR	1156	14.2	Wrapped	0.15
6658BR	1225	12.1	Notched	0.10
6659BR	6160	17.5	Wrapped	1.28
6660BR	720	12.1	Notched	0.06
6661BR	4469	17.5	Wrapped	0.83
6662BR	3054	13.6	Wrapped	0.35
6663BR	2771	13.6	Wrapped	0.33
6664BR	1259	13.3	Banded	0.40
6665BR	2924	17.4	Wrapped	0.54
6666BR	1471	16.9	Ribbed	0.11
6667BR	962	9.6	Notched	0.07
6668BR	745	14.2	Ribbed	0.05
6669BR	1205	14.2	Ribbed	0.08
6670BR	1050	30.6	Banded	0.11
6671BR	912	9.5	Raw Edge	0.07
6672BR	2004	13.6	Wrapped	0.22
6673BR	797	9.3	Raw Edge	0.04
6674BR	1446	13.6	Wrapped	0.16
6675BR	1908	17.4	Wrapped	0.35
6676BR	2111	17.4	Wrapped	0.40
6677BR	1146	17.3	Wrapped	0.21
6678BR	311	25.0	Raw Edge	0.20
6679BR	711	9.3	Raw Edge	0.05
6680BR	878	18.4	Notched	0.17
6681BR	2012	13.6	Wrapped	0.25
6682BR	1737	19.9	Wrapped	0.30
6683BR	1552	17.4	Wrapped	0.29
6684BR	2901	13.6	Wrapped	0.34
6685BR	1276	13.6	Wrapped	0.15
6686BR	3592	13.7	Wrapped	0.44
6687BR	3258	16.4	Double-V	0.77
6688BR	2974	17.4	Wrapped	0.57
6689BR	822	9.3	Raw Edge	0.05
6690BR	2258	13.7	Wrapped	0.23
6691BR	1297	16.8	Wrapped	0.20
6692BR	3774	17.5	Wrapped	0.73
6693BR	5740	17.5	Wrapped	1.07
6694BR	2890	16.4	Double-V	0.66
6695BR	3189	16.4	Double-V	0.75
6696BR	3494	16.4	Double-V	0.82
6697BR	1386	12.7	Wrapped	0.14
6698BR	1437	12.1	Raw Edge	0.11
6699BR	817	27.6	Ribbed	0.11
6700BR	732	24.1	Ribbed	0.08
6701BR	2287	17.5	Wrapped	0.36
6702BR	2162	17.4	Wrapped	0.35
6703BR	2365	17.4	Wrapped	0.38
6704BR	2314	17.4	Wrapped	0.37
6705BR	2111	17.4	Wrapped	0.34
6706BR	1702	15.1	Notched	0.41
6707BR	3649	13.7	Wrapped	0.41

BLADERUNNER®

Belt Ref.	Outside Length (mm)	Top Width (mm)	Belt Type	Weight (kg)
6708BR	3715	13.7	Wrapped	0.42
6709BR	2270	13.6	Wrapped	0.26
6710BR	2393	13.6	Wrapped	0.28
6711BR	2319	13.7	Wrapped	0.25
6712BR	1525	13.2	Wrapped	0.16
6713BR	2292	13.6	Wrapped	0.27
6714BR	2363	13.6	Wrapped	0.25
6715BR	3002	13.6	Wrapped	0.34
6716BR	3622	13.7	Wrapped	0.36
6717BR	3814	13.7	Wrapped	0.41
6718BR	3871	13.7	Wrapped	0.43
6719BR	3937	17.5	Wrapped	0.41
6720BR	4464	17.5	Wrapped	0.86
6721BR	2466	17.4	Wrapped	0.48
6722BR	4841	17.5	Wrapped	0.91
6723BR	4007	16.4	Double-V	0.95
6724BR	3064	16.4	Double-V	0.73
6725BR	3296	16.4	Double-V	0.80
6726BR	1337	12.1	Notched	0.14
6727BR	3357	13.7	Wrapped	0.39
6728BR	2944	17.4	Wrapped	0.57
6729BR	3755	17.5	Wrapped	0.70
6730BR	3874	17.5	Wrapped	0.70
6731BR	4136	17.5	Wrapped	0.77
6732BR	3867	17.5	Wrapped	0.73
6733BR	4213	17.5	Wrapped	0.80
6734BR	1496	12.1	Raw Edge	0.18
6735BR	1521	12.1	Raw Edge	0.18
6736BR	1566	12.1	Raw Edge	0.18
6737BR	2016	12.1	Raw Edge	0.23
6738BR	1118	15.9	Notched	0.18
6739BR	2031	15.9	Notched	0.30
6740BR	2071	15.9	Notched	0.30
6741BR	4140	17.5	Wrapped	0.82
6742BR	1506	16.9	Ribbed	0.14
6743BR	1682	13.6	Wrapped	0.18
6744BR	3683	17.5	Wrapped	0.70
6745BR	3813	17.5	Wrapped	0.73
6746BR	3856	17.5	Wrapped	0.73
6747BR	4272	17.5	Wrapped	0.80
6748BR	3389	16.4	Double-V	0.82
6749BR	2941	16.4	Double-V	0.70
6750BR	1684	12.1	Raw Edge	0.20
6751BR	2054	15.9	Raw Edge	0.36
6752BR	3025	17.4	Wrapped	0.61
6753BR	2238	17.4	Wrapped	0.45
6754BR	2126	17.5	Wrapped	0.41
6755BR	1428	13.6	Wrapped	0.18
6756BR	1784	13.6	Wrapped	0.20
6757BR	2342	13.6	Wrapped	0.27
6758BR	2419	13.6	Wrapped	0.30
6759BR	3692	17.5	Wrapped	0.68

Belt Ref.	Outside Length (mm)	Top Width (mm)	Belt Type	Weight (kg)
6760BR	4162	17.5	Wrapped	0.77
6761BR	4665	17.5	Wrapped	0.91
6762BR	4407	23.8	Wrapped	1.55
6763BR	2804	13.7	Wrapped	0.36
6764BR	2342	13.6	Wrapped	0.27
6765BR	2495	13.7	Wrapped	0.30
6766BR	3665	13.7	Wrapped	0.45
6767BR	3753	17.5	Wrapped	0.70
6768BR	4077	17.5	Wrapped	0.77
6769BR	4102	17.5	Wrapped	0.77
6770BR	4394	17.5	Wrapped	0.82
6771BR	5370	17.5	Wrapped	1.00
6772BR	1669	31.8	Banded	0.50
6773BR	2000	16.0	Synchronous	0.36
6774BR	1974	13.6	Wrapped	0.25
6775BR	2165	13.6	Wrapped	0.26
6776BR	2451	13.6	Wrapped	0.28
6777BR	3098	13.6	Wrapped	0.38
6778BR	3410	17.5	Wrapped	0.64
6779BR	3518	17.5	Wrapped	0.66
6780BR	1911	13.6	Wrapped	0.24
6781BR	2723	13.6	Wrapped	0.32
6782BR	3909	13.7	Wrapped	0.45
6783BR	3645	17.5	Wrapped	0.68
6784BR	4723	17.5	Wrapped	0.89
6785BR	3449	17.5	Wrapped	0.66
6786BR	3498	17.5	Wrapped	0.66
6787BR	3740	17.5	Wrapped	0.70
6788BR	3102	16.4	Double-V	0.75
6789BR	3347	16.4	Double-V	0.80
6790BR	1429	15.9	Notched	0.20
6791BR	1607	15.9	Notched	0.25
6792BR	1555	13.6	Wrapped	0.20
6793BR	1580	13.6	Wrapped	0.18
6794BR	1336	28.9	Banded	0.18
6795BR	3135	13.3	Banded	1.05
6796BR	2875	13.3	Banded	0.91
6797BR	2862	13.3	Banded	0.91
6798BR	2114	13.6	Wrapped	0.25
6799BR	1555	13.6	Wrapped	0.20
6800BR	3740	17.5	Wrapped	0.73
6801BR	4204	17.5	Wrapped	0.84
6802BR	4497	17.5	Wrapped	0.86
6803BR	4958	17.5	Wrapped	0.95
6804BR	3705	17.5	Wrapped	0.73
6805BR	2744	17.5	Wrapped	0.50
6806BR	2438	17.5	Wrapped	0.45
6807BR	1747	12.1	Raw Edge	0.14
6808BR	867	30.2	Banded	0.23
6809BR	1301	13.6	Wrapped	0.16
6810BR	2673	13.6	Wrapped	0.32
6811BR	2139	13.6	Wrapped	0.27

BLADERUNNER®

Belt Ref.	Outside Length (mm)	Top Width (mm)	Belt Type	Weight (kg)
6812BR	2111	17.4	Wrapped	0.18
6813BR	1149	30.2	Banded	0.15
6814BR	2212	17.4	Wrapped	0.18
6815BR	2035	17.4	Wrapped	0.17
6816BR	2365	17.4	Wrapped	0.20
6817BR	3158	17.5	Wrapped	0.59
6818BR	1647	13.5	Raw Edge	0.21
6819BR	1343	13.6	Wrapped	0.15
6820BR	1403	13.6	Wrapped	0.16
6821BR	2685	13.6	Wrapped	0.30
6822BR	1323	17.4	Wrapped	0.25
6823BR	1450	17.4	Wrapped	0.27
6837BR	1628	17.4	Wrapped	0.14
6838BR	1781	17.4	Wrapped	0.33
6839BR	2238	17.4	Wrapped	0.44
6840BR	1984	17.4	Wrapped	0.39
6841BR	764	14.2	Ribbed	0.05
6842BR	3414	13.7	Wrapped	0.37
6843BR	3057	17.5	Wrapped	0.58
6844BR	4578	17.5	Wrapped	0.66
6845BR	3429	17.5	Wrapped	0.66
6846BR	1765	15.9	Notched	0.27
6847BR	1606	13.6	Wrapped	0.19
6848BR	2944	13.7	Wrapped	0.35
6849BR	3135	13.7	Wrapped	0.35
6850BR	5056	16.9	Wrapped	1.07
6851BR	5569	16.9	Wrapped	1.18
6852BR	1121	15.9	Raw Edge	0.18
6853BR	4194	17.5	Wrapped	0.80
6854BR	1552	17.4	Wrapped	0.30
6855BR	1679	17.4	Wrapped	0.32
6856BR	2441	17.4	Wrapped	0.46
6857BR	2593	17.4	Wrapped	0.57
6858BR	2695	17.4	Wrapped	0.52
6859BR	4128	17.5	Wrapped	0.80
6860BR	4737	17.5	Wrapped	0.93
6861BR	1759	12.1	Raw Edge	0.16
6862BR	1845	12.1	Raw Edge	0.15
6863BR	1562	13.5	Raw Edge	0.20
6864BR	1349	17.4	Wrapped	0.25
6865BR	1577	17.4	Wrapped	0.30
6866BR	2136	17.4	Wrapped	0.23
6867BR	3201	16.9	Wrapped	0.66
6868BR	4235	16.9	Wrapped	0.96
6869BR	4555	16.9	Wrapped	1.07
6870BR	5193	16.9	Wrapped	1.18
6871BR	1479	13.6	Wrapped	0.17
6872BR	2881	13.7	Wrapped	0.34
6873BR	3596	13.7	Wrapped	0.43
6874BR	3037	13.7	Wrapped	0.36
6875BR	3766	13.7	Wrapped	0.55
6876BR	3947	13.7	Wrapped	0.48

Belt Ref.	Outside Length (mm)	Top Width (mm)	Belt Type	Weight (kg)
6877BR	2390	17.4	Wrapped	0.45
6878BR	4318	17.5	Wrapped	0.82
6879BR	4477	17.5	Wrapped	0.93
6880BR	4708	17.5	Wrapped	0.88
6881BR	4991	17.5	Wrapped	0.93
6882BR	5108	17.5	Wrapped	0.95
6883BR	5166	17.5	Wrapped	0.97
6884BR	5582	17.5	Wrapped	1.05
6885BR	4446	16.9	Wrapped	1.05
6886BR	1510	12.1	Notched	0.15
6887BR	1480	12.1	Notched	0.14
6888BR	1634	12.1	Notched	0.15
6889BR	1674	12.1	Raw Edge	0.16
6890BR	1702	12.1	Raw Edge	0.15
6891BR	1798	12.1	Raw Edge	0.16
6892BR	3950	17.5	Wrapped	0.77
6893BR	4439	17.5	Wrapped	0.83
6894BR	879	9.6	Notched	0.06
6895BR	1184	9.6	Notched	0.08
6896BR	1504	13.6	Wrapped	0.17
6897BR	4067	13.7	Wrapped	0.46
6898BR	4626	13.7	Wrapped	0.50
6899BR	1861	12.1	Raw Edge	0.16
6900BR	2892	12.1	Raw Edge	0.25
6901BR	3228	17.4	Wrapped	0.61
6902BR	4644	17.5	Wrapped	0.87
6903BR	1013	29.4	Banded	0.25
6904BR	2619	17.4	Wrapped	0.50
6905BR	3192	17.5	Wrapped	0.60
6906BR	3584	17.5	Wrapped	0.67
6907BR	1319	12.1	Notched	0.12
6908BR	2050	12.1	Notched	0.19
6909BR	1273	15.9	Notched	0.18
6910BR	1392	15.9	Notched	0.20
6911BR	1655	15.9	Notched	0.24
6912BR	1673	15.9	Notched	0.24
6913BR	1963	15.9	Notched	0.28
6914BR	1874	12.1	Wrapped	0.16
6915BR	1514	13.5	Raw Edge	0.22
6916BR	2902	17.5	Wrapped	0.54
6917BR	2642	17.5	Wrapped	0.50
6918BR	3112	17.5	Wrapped	0.58
6919BR	4534	17.5	Wrapped	0.85
6920BR	4864	17.5	Wrapped	0.91
6921BR	5135	17.5	Wrapped	0.96
6922BR	1250	13.6	Wrapped	0.16
6923BR	2977	13.6	Wrapped	0.35
6924BR	2032	13.7	Wrapped	0.23
6925BR	1775	12.9	Double-V	0.49
6926BR	1002	12.1	Notched	0.19
6927BR	1220	12.1	Raw Edge	0.10
6928BR	2850	13.6	Wrapped	0.33

BLADERUNNER®

Belt Ref.	Outside Length (mm)	Top Width (mm)	Belt Type	Weight (kg)
6929BR	817	20.5	Ribbed	0.07
6930BR	1185	16.9	Ribbed	0.08
6931BR	1400	16.9	Ribbed	0.10
6932BR	1761	16.9	Ribbed	0.13
6933BR	3997	17.5	Wrapped	0.75
6934BR	5042	17.5	Wrapped	0.94
6935BR	5296	17.5	Wrapped	0.99
6936BR	4155	16.9	Wrapped	0.95
6937BR	4393	16.9	Wrapped	1.00
6938BR	4471	16.9	Wrapped	1.02
6939BR	926	12.1	Notched	0.17
6940BR	945	12.1	Notched	0.09
6941BR	1718	12.9	Double-V	0.50
6942BR	3474	16.4	Double-V	0.83
6943BR	1631	13.6	Wrapped	0.19
6944BR	2495	13.6	Wrapped	0.29
6945BR	3088	13.7	Wrapped	0.35
6946BR	3344	17.5	Wrapped	0.62
6947BR	5565	17.5	Wrapped	1.04
6948BR	1045	12.1	Raw Edge	0.09
6949BR	2521	17.5	Wrapped	0.49
6950BR	4280	17.5	Wrapped	0.83
6951BR	2319	20.2	Banded	0.23
6952BR	1471	29.4	Banded	0.36
6953BR	1497	29.4	Banded	0.37
6954BR	1777	29.4	Banded	0.44
6955BR	1748	39.7	Banded	0.58
6956BR	1773	39.7	Banded	0.59
6957BR	1799	39.7	Banded	0.60
6958BR	1824	39.7	Banded	0.60
6959BR	1433	29.4	Banded	0.35
6960BR	1509	29.4	Banded	0.37
6961BR	1645	29.4	Banded	0.41
6962BR	1687	39.7	Banded	0.56
6963BR	1773	50.0	Banded	0.74
6964BR	2000	50.0	Banded	0.84
6965BR	1134	24.1	Ribbed	0.11
6966BR	1209	24.1	Ribbed	0.12
6967BR	1201	20.5	Ribbed	0.12

Visit www.GatesAustralia.com.au/Lawn to find a solution

SEARCH FOR A GATES BELT BY

SEARCH FOR AN APPLICATION BY

SEARCH FOR AN APPLICATION BY

POWERATED® AND TRUFLEX®

Wrapped V-belts

POWERATED®
Green fabric wrapped V-belt

PoweRated® V-belt is recommended for heavy duty drives and clutching applications.

The PoweRated® V-belt meets the requirements of high power, clutching, heavy shock loaded and back idler driven lawn and garden equipment.

SECTIONS & NOMINAL DIMENSIONS:	Width (mm)	Height (mm)
67 (3L)(M)	10	5
68 (4L)	13	8
69 (5L)	17	10

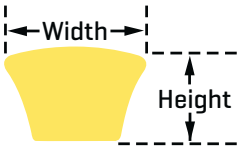

www.GatesAustralia.com.au/PoweRated

Construction

> Aramid tensile cords.

> Low cord positioning in thin profile gives extreme flexibility.

> Special heavy-duty cord reinforcement and low friction wrapping provide smooth clutching operation.

> Fabric reinforcement on the bottom ensures high crack resistance if back idler is used.

Advantages

> Smooth clutching and disengaging.

> Length stability.

> Special shock resistance.

> Special bending and crack resistance.

POWERATED® ORDERING CODE IS COMPOSED AS FOLLOWS:	
6735	
67	- Section (3L)
35	- Outside length (inch)

TRUFLEX®
Wrapped V-belt

Gates Truflex® gives optimum service on fractional power drives including back idler applications. The lower cord positioning improves the performance on light duty belt drives.

Truflex® is recommended for applications such as powered cultivators, lawn mowers, electrical household appliances and air conditioning equipment.

SECTIONS & NOMINAL DIMENSIONS:	Width (mm)	Height (mm)
0 (2L)	6	3
1 (3L)(M)	10	5
2 (4L)	13	8
3 (5L)	17	10

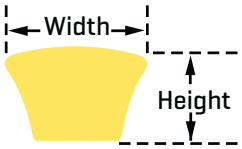

Construction

> Thanks to its special thin profile, this belt is recommended for small diameter drives.

> Low cord positioning makes this belt appropriate for back idler applications.

> Flex-Weave® cover is a patented fabric construction for longer life, providing extended protection to the belt core from oil, dirt and heat.

> Static conductive ISO 1813 and RMA IP3-3.

Advantages

> Extremely flexible.

> Smooth, quiet operation.

> Economical drives.

> Superior length stability

TRUFLEX® ORDERING CODE IS COMPOSED AS FOLLOWS:	
2450	
2	- Section (4L)
450	- Outside length (1/10 inch)

www.GatesAustralia.com.au/Truflex

POWERATED® & TRUFLEX®

2L

Width 6mm		Height 3mm		
Outside Length		Belt Reference		Weight
(Inch)	(mm)	Truflex	PoweRated	(kg)
10	254	**0100**	-	0.01
11	279	**0110**	-	0.01
12	305	**0120**	-	0.01
13	330	**0130**	-	0.01
14	356	**0140**	-	0.01
15	381	**0150**	-	0.01
16	406	**0160**	-	0.01
17	432	**0170**	-	0.01
18	457	**0180**	-	0.01
19	483	**0190**	-	0.01
20	508	**0200**	-	0.02
21	533	**0210**	-	0.02
23	584	**0230**	-	0.02
24	610	**0240**	-	0.02
25	635	**0250**	-	0.02
26	660	**0260**	-	0.02
27	686	**0270**	-	0.02
28	711	**0280**	-	0.02
29	737	**0290**	-	0.02
31	787	**0310**	-	0.02
34	864	**0340**	-	0.03
35	889	**0350**	-	0.03
36	914	**0360**	-	0.03
38	965	**0380**	-	0.03
46	1168	**0460**	-	0.03

3L

Width 10mm		Height 5mm			
Outside Length		Belt Reference		M-Section Belt Ref.	Weight
(Inch)	(mm)	Truflex	PoweRated		(kg)
11	279	**1110**	-	M9.5	0.02
12	305	**1120**	-	M10.5	0.02
13	330	**1130**	-	M11.5	0.02
14	356	**1140**	-	M12.5	0.02
15	381	**1150**	-	M13.5	0.03
16	406	**1160**	**6716**	M14.5	0.03
17	432	**1170**	**6717**	M15.5	0.03
18	457	**1180**	**6718**	M16.5	0.03
19	483	**1190**	**6719**	M17.5	0.03
20	508	**1200**	**6720**	M18.5	0.03
21	533	**1210**	**6721**	M19.5	0.04
22	559	**1220**	**6722**	M20.5	0.04
23	584	**1230**	**6723**	M21.5	0.04
24	610	**1240**	**6724**	M22.5	0.04
24.5	622	**1245**	-	M23	0.04
25	635	**1250**	**6725**	M23.5	0.04
25.5	648	**1255**	-	M24	0.04
26	660	**1260**	**6726**	M24.5	0.04
26.5	673	**1265**	-	M25	0.04
27	686	**1270**	**6727**	M25.5	0.04
27.5	699	**1275**	-	M26	0.05

3L Cont.

Width 10mm		Height 5mm			
Outside Length		Belt Reference		M-Section Belt Ref.	Weight
(Inch)	(mm)	Truflex	PoweRated		(kg)
28	711	**1280**	**6728**	M26.5	0.05
28.5	724	**1285**	-	M27	0.05
29	737	**1290**	**6729**	M27.5	0.05
29.3	744	**1293**	-	M28	0.05
30	762	**1300**	**6730**	M28.5	0.05
31	787	**1310**	**6731**	M29.5	0.05
32	813	**1320**	**6732**	M30.5	0.05
33	838	**1330**	**6733**	M31.5	0.05
34	864	**1340**	**6734**	M32.5	0.05
34.5	876	**1345**	-	M33	0.05
35	889	**1350**	**6735**	M33.5	0.05
36	914	**1360**	**6736**	M34.5	0.06
37	940	**1370**	**6737**	M35.5	0.06
38	965	**1380**	**6738**	M36.5	0.06
39	991	**1390**	**6739**	M37.5	0.06
40	1016	**1400**	**6740**	M38.5	0.06
41	1041	**1410**	**6741**	M39.5	0.07
41.5	1054	**1415**	-	M40	0.07
42	1067	**1420**	**6742**	M41	0.07
43	1092	**1430**	**6743**	M42	0.07
44	1118	**1440**	**6744**	M43	0.07
45	1143	**1450**	**6745**	M44	0.07
46	1168	**1460**	**6746**	M44.5	0.08
47	1194	**1470**	**6747**	M45.5	0.08
48	1219	**1480**	**6748**	M47	0.08
49	1245	**1490**	**6749**	M48	0.08
50	1270	**1500**	**6750**	M48.5	0.08
51	1295	**1510**	**6751**	M50	0.08
52	1321	**1520**	**6752**	M52	0.08
53	1346	**1530**	**6753**	M53	0.09
54	1372	**1540**	**6754**	M54	0.09
55	1397	**1550**	**6755**	M55	0.09
56	1422	**1560**	**6756**	M56	0.09
57	1488	**1570**	**6757**	M57	0.09
58	1473	**1580**	**6758**	M58	0.09
59	1499	**1590**	**6759**	M59	0.09
60	1524	**1600**	**6760**	M60	0.10
61	1549	**1610**	**6761**	M61	0.10
62	1575	**1620**	**6762**	M62	0.10
63	1600	**1630**	**6763**	M63	0.10
64	1626	**1640**	**6764**	M64	0.10
65	1651	**1650**	**6765**	M65	0.10
66	1676	**1660**	**6766**	M66	0.10
67	1702	**1670**	-	M67	0.10
67.5	1715	**1675**	-	M67.5	0.10
68	1727	**1680**	-	M68	0.10
69	1753	**1690**	-	M69	0.10
70	1778	**1700**	-	M70	0.10
71	1803	**1710**	-	M71	0.10
73	1854	**1730**	-	M73	0.11
74	1880	**1740**	**6774**	M74	0.12

POWERATED® & TRUFLEX®

4L				
Width 13mm		Height 8mm		
Outside Length		Belt Reference		Weight
(Inch)	(mm)	Truflex	PoweRated	(kg)
15	381	**2150**	-	0.04
16	406	**2160**	-	0.04
17	432	**2170**	**6817**	0.05
18	457	**2180**	**6818**	0.05
18.8	478	**2188**	-	0.05
19	483	**2190**	**6819**	0.05
20	508	**2200**	**6820**	0.05
21	533	**2210**	**6821**	0.05
21.5	546	**2215**	-	0.05
22	559	**2220**	**6822**	0.05
23	584	**2230**	**6823**	0.06
23.5	597	**2235**	-	0.06
24	610	**2240**	**6824**	0.06
25	635	**2250**	**6825**	0.06
25.5	648	**2255**	-	0.06
26	660	**2260**	**6826**	0.06
27	686	**2270**	**6827**	0.07
27.5	699	**2275**	-	0.07
28	711	**2280**	**6828**	0.07
28.5	724	**2285**	-	0.07
29	737	**2290**	**6829**	0.07
29.5	749	**2295**	-	0.08
30	762	**2300**	**6830**	0.08
31	787	**2310**	**6831**	0.08
31.8	808	**2318**	-	0.08
32	813	**2320**	**6832**	0.08
32.8	833	**2328**	-	0.08
33	838	**2330**	**6833**	0.08
33.3	846	**2333**	-	0.09
33.8	859	**2338**	-	0.09
34	864	**2340**	**6834**	0.09
34.5	876	**2346**	-	0.09
35	889	**2350**	**6835**	0.09
36	914	**2360**	**6836**	0.09
37	940	**2370**	**6837**	0.09
38	965	**2380**	**6838**	0.10
39	991	**2390**	**6839**	0.10
40	1016	**2400**	**6840**	0.10
40.5	1029	**2405**	-	0.10
41	1041	**2410**	**6841**	0.10
42	1067	**2420**	**6842**	0.11
43	1092	**2430**	**6843**	0.11
44	1118	**2440**	**6844**	0.11
45	1143	**2450**	**6845**	0.11
46	1168	**2460**	**6846**	0.12
47	1194	**2470**	**6847**	0.12
47.5	1207	**2475**	-	0.12
48	1219	**2480**	**6848**	0.12
49	1245	**2490**	**6849**	0.12
50	1270	**2500**	**6850**	0.13

4L Cont.				
Width 13mm		Height 8mm		
Outside Length		Belt Reference		Weight
(Inch)	(mm)	Truflex	PoweRated	(kg)
51	1295	**2510**	**6851**	0.13
52	1321	**2520**	**6852**	0.13
53	1346	**2530**	**6853**	0.13
54	1372	**2540**	**6854**	0.13
55	1397	**2550**	**6855**	0.14
56	1422	**2560**	**6856**	0.14
57	1448	**2570**	**6857**	0.14
58	1473	**2580**	**6858**	0.14
59	1499	**2590**	**6859**	0.15
60	1524	**2600**	**6860**	0.15
61	1549	**2610**	**6861**	0.15
62	1575	**2620**	**6862**	0.15
63	1600	**2630**	**6863**	0.15
64	1626	**2640**	**6864**	0.16
65	1651	**2650**	**6865**	0.16
66	1676	**2660**	**6866**	0.16
67	1702	**2670**	**6867**	0.17
68	1727	**2680**	**6868**	0.17
69	1753	**2690**	**6869**	0.17
70	1778	**2700**	**6870**	0.17
71	1803	**2710**	**6871**	0.17
72	1829	**2720**	**6872**	0.19
73	1854	**2730**	**6873**	0.19
74	1880	**2740**	**6874**	0.20
75	1905	**2750**	**6875**	0.20
76	1930	**2760**	**6876**	0.20
77	1956	**2770**	**6877**	0.20
78	1981	**2780**	**6878**	0.20
79	2007	**2790**	**6879**	0.20
80	2032	**2800**	**6880**	0.20
81	2057	**2810**	**6881**	0.20
82	2083	**2820**	**6882**	0.20
83	2108	**2830**	**6883**	0.21
84	2134	**2840**	**6884**	0.21
85	2159	**2850**	**6885**	0.21
86	2184	**2860**	**6886**	0.21
87	2210	**2870**	**6887**	0.22
88	2235	**2880**	**6888**	0.23
89	2261	**2890**	**6889**	0.23
90	2286	**2900**	**6890**	0.23
91	2311	**2910**	**6891**	0.23
92	2337	**2920**	**6892**	0.24
93	2362	**2930**	**6893**	0.24
94	2388	**2940**	**6894**	0.24
95	2413	**2950**	**6895**	0.24
96	2438	**2960**	**6896**	0.25
97	2464	**2970**	**6897**	0.25
98	2489	**2980**	**6898**	0.25
99	2515	**2990**	**6899**	0.25
100	2540	**2999**	**68100**	0.25

4L Cont.

Width 13mm		Height 8mm		
Outside Length		Belt Reference		Weight (kg)
(Inch)	(mm)	Truflex	PoweRated	
105	2667	-	**68105**	0.31
107	2718	-	**68107**	0.31
117	2972	-	**68117**	0.35

5L

Width 17mm		Height 10mm		
Outside Length		Belt Reference		Weight (kg)
(Inch)	(mm)	Truflex	PoweRated	
23	584	**3230**	**6923**	0.10
24	610	**3240**	**6924**	0.10
25	635	**3250**	**6925**	0.10
26	660	**3260**	**6926**	0.10
26.5	673	**3265**	-	0.11
27	686	**3270**	**6927**	0.11
28	711	**3280**	**6928**	0.12
29	737	**3290**	**6929**	0.12
30	762	**3300**	**6930**	0.12
31	787	**3310**	**6931**	0.13
32	813	**3320**	**6932**	0.14
33	838	**3330**	**6933**	0.14
34	864	**3340**	**6934**	0.14
35	889	**3350**	**6935**	0.15
35.5	902	**3355**	-	0.15
36	914	**3360**	**6936**	0.15
37	940	**3370**	**6937**	0.15
38	965	**3380**	**6938**	0.16
39	991	**3390**	**6939**	0.16
40	1016	**3400**	**6940**	0.16
41	1041	**3410**	**6941**	0.17
42	1067	**3420**	**6942**	0.17
43	1092	**3430**	**6943**	0.18
44	1118	**3440**	**6944**	0.18
45	1143	**3450**	**6945**	0.19
46	1168	**3460**	**6946**	0.19
47	1194	**3470**	**6947**	0.20
48	1219	**3480**	**6948**	0.20
49	1245	**3490**	**6949**	0.20
50	1270	**3500**	**6950**	0.20
51	1295	**3510**	**6951**	0.21
52	1321	**3520**	**6952**	0.21
53	1346	**3530**	**6953**	0.21
54	1372	**3540**	**6954**	0.22
55	1397	**3550**	**6955**	0.22
56	1422	**3560**	**6956**	0.23
57	1448	**3570**	**6957**	0.23
58	1473	**3580**	**6958**	0.23
59	1499	**3590**	**6959**	0.24
60	1524	**3600**	**6960**	0.24
61	1549	**3610**	**6961**	0.25
62	1575	**3620**	**6962**	0.25

5L Cont.

Width 17mm		Height 10mm		
Outside Length		Belt Reference		Weight (kg)
(Inch)	(mm)	Truflex	PoweRated	
63	1600	**3620**	**6963**	0.25
64	1626	**3640**	**6964**	0.28
65	1651	**3650**	**6965**	0.28
66	1676	**3660**	**6966**	0.28
67	1702	**3670**	**6967**	0.29
68	1727	**3680**	**6968**	0.29
69	1753	**3690**	**6969**	0.29
70	1778	**3700**	**6970**	0.29
71	1803	**3710**	**6971**	0.30
72	1829	**3720**	**6972**	0.30
73	1854	**3730**	**6973**	0.31
74	1880	**3740**	**6974**	0.31
75	1905	**3750**	**6975**	0.31
76	1930	**3760**	**6976**	0.31
77	1956	**3770**	**6977**	0.31
78	1981	**3780**	**6978**	0.31
79	2007	**3790**	**6979**	0.33
80	2032	**3800**	**6980**	0.33
81	2057	**3810**	**6981**	0.33
82	2083	**3820**	**6982**	0.33
83	2108	**3830**	**6983**	0.33
84	2134	**3840**	**6984**	0.35
85	2159	**3850**	**6985**	0.35
86	2184	**3860**	**6986**	0.35
87	2210	**3870**	**6987**	0.36
88	2235	**3880**	**6988**	0.36
89	2261	**3890**	**6989**	0.37
90	2286	**3900**	**6990**	0.37
91	2311	**3910**	**6991**	0.37
92	2337	**3920**	**6992**	0.38
93	2362	**3930**	**6993**	0.38
94	2388	**3940**	**6994**	0.38
95	2413	**3950**	**6995**	0.39
96	2438	**3960**	**6996**	0.39
97	2464	**3970**	**6997**	0.39
98	2489	**3980**	**6998**	0.40
99	2515	**3990**	**6999**	0.40
100	2540	**3999**	**69100**	0.40

NOTE:
Other belt lengths available on request (minimum order quantities may apply).

POWERBACK® AND POWER CURVE®

Wrapped V-belt of modified cross section

POWERBACK® V-BELT

Gates PowerBack® V-belt is specially designed for live roller conveyor applications. This modified "B" section belt has a special flat back to increase top surface contact with roll and from roll to roll.

Advantages

> Flat back provides greater top surface contact with roll and roll to roll.

> Flex-Bonded cords are strongly bonded to the body of the belt resulting in equal load distribution and absorption of bending stress without cord deterioration.

> Meets RMA oil and heat resistant standards.

POWERBACK® ORDERING CODE IS COMPOSED AS FOLLOWS:	
B125PB	
B	- Section
125	- Inside length (inch)
PB	- PowerBack®

POWER CURVE® V-BELT

The conveyor turn is a demanding application in which V-belts face varying degrees of a transverse bending. The Gates Power Curve® belt was specifically engineered to handle the bending and twisting of this demanding application.



Advantages

> Unique under cord construction allows greater than four times the flexibility of Gates standard B section belt.

> Gates patented Flex-Weave® cover increases flexibility and reduces cover stress for longer life.

> Meets RMA oil and heat resistant standards.

POWER CURVE® ORDERING CODE IS COMPOSED AS FOLLOWS:	
B285PC	
B	- Section
285	- Inside length (inch)
PC	- Power Curve®

POWERBACK® V-BELT

B		
Width 17mm		Height 11mm
Belt Ref. (RMA)	**Outside Length (mm)**	**Weight (kg)**
B101PB	2642	0.50
B113PB	2946	0.55
B125PB	3251	0.61
B137PB	3556	0.68
B149PB	3861	0.73
B161PB	4166	0.77
B185PB	4775	0.89
B197PB	5080	0.95
B211PB	5385	1.00
B247PB	6299	1.18
B259PB	6604	1.23
B315PB	8026	1.45

POWER CURVE® V-BELT

B		
Width 17mm		Height 11mm
Belt Ref. (RMA)	**Outside Length (mm)**	**Weight (kg)**
B112PC	2921	0.59
B116PC	3023	0.59
B120PC	3124	0.61
B124PC	3226	0.64
B128PC	3327	0.66
B133PC	3454	0.68
B136PC	3531	0.69
B140PC	3632	0.73
B144PC	3734	0.75
B150PC	3886	0.77
B154PC	3988	0.80
B158PC	4089	0.80
B162PC	4191	0.82
B173PC	4470	0.89
B180PC	4648	0.91
B190PC	4902	0.98
B195PC	5029	1.00
B205PC	5283	1.05
B210PC	5410	1.05

B		
Width 17mm		Height 11mm
Belt Ref. (RMA)	**Outside Length (mm)**	**Weight (kg)**
B225PC	5664	1.14
B240PC	6121	1.20
B248PC	6325	1.25
B255PC	6502	1.27
B270PC	6883	1.34
B285PC	7264	1.43
B300PC	7645	1.52
B315PC	8026	1.59
B330PC	8407	1.68
B345PC	8788	1.73
B360PC	9169	1.80
B375PC	9550	1.89
B390PC	9931	2.00
B405PC	10312	2.05
B420PC	10693	2.11
B430PC	10947	2.18
B445PC	11328	2.25
B460PC	11709	2.36
B500PC	12725	2.59

SPECIALITY AGRICULTURAL BELTS

> Gates AG belts meet or exceed the OE construction for your agricultural machinery. The belts are smooth running, offer the highest power capacity and a long and trouble-free service life.

> Gates is a world-leading manufacturer of high-quality, heavy-duty belts to the industrial and agricultural markets.

> Premium quality agricultural belts assuring reliability even under the toughest conditions.

> Gates offer a wide range of agricultural belts for the replacement market on combine harvesters for Case, John Deere, New Holland, Claas and many more! Send through your make and model and Gates will find an AG belt equivalent to your OE construction.

> Advanced belt technology.

> Premium quality belts you can rely on!

For more information on how Gates can offer power transmission solutions to the agricultural industry, contact Gates Customer Service or visit **www.GatesAustralia.com.au/AG**

BLACK FLAT

Flat polyurethane belting

Gates Black Flat belts are extruded flat belts made out of high strength polyurethane. Commonly they are used in lifting and conveying applications. Gates Black Flat belts are typically sold as open ended belts. Usually they are attached at one or both ends in the application with clamping plates or Gates Fix-Flat.

Gates flat belts are adapted to a wide range of mechanical requirements. With combinations of different types of polyurethanes and cords Gates offer a wide variety of belts.

Gates also have a range of belts specially designed for applications in the food processing industry.

These belts have FDA and EU approval.

Gates latest development Fix-Flat, the flat belt clamp, enables the secure clamping of any flat belts at both ends easily, quickly and safely. Patent applied for.

Construction

> Several polyurethane compound options.

> Steel tensile cords (other types optional).

> Nylon facings available.

Advantages

> Smooth, vibration free operation

> High strength combined with low elongation

> Sealed belt edges result in no cord fraying

> Easy belt guide with flanged pulleys or guiding rails.

> Nylon backings provide reduced friction and/or antistatic properties.

> No re-tensioning required.

Temperature Range

-5°C to +70°C

	FABRIC BACKINGS					POLYURETHANE			
BLACK FLAT TYPE	ECO Fabric - Antistatic	NT-Polyamide Fabric onTooth Side	NB-Polyamide Fabric on Back	NTB-Polyamide Fabric on both Sides	ATB-Antistatic Fabric both Sides	R1-92 Shore A (Standard)	R2-85 Shore A	R4-94 Shore A / Antistatic	FDA-Approval (Food Grade)
BFL20 (2.0mm thick)									
BFL20	●	●	●	●	●	●	●	●	●
BFL20K	●	●	●	●	●	●	●	●	●
BFL20-HF	●	●	●	●	●	●	●	●	●
BFL20-RSL	●	●	●	●	●	●	●	●	●
BFL20-RKV	●	●	●	●	●	●	●	●	●
BFL20-RHF	●	●	●	●	●	●	●	●	●
BFL20SS	●	●	●	●	●	●	●	●	●
BFL32 (3.2mm thick)									
BFL32	●	●	●	●	●	●	●	●	●
BFL32K	●	●	●	●	●	●	●	●	●
BFL32-HF	●	●	●	●	●	●	●	●	●
BFL32-RSL	●	●	●	●	●	●	●	●	●
BFL32-RKV	●	●	●	●	●	●	●	●	●
BFL38 (3.8mm thick)									
BFL38	●	●	●	●	●	●	●	●	●
BFL48 (4.8mm thick)									
BFL48	●	●	●	●	●	●	●	●	●

● Standard ● On Request

BLACK FLAT ORDERING CODE IS COMPOSED AS FOLLOWS:	
LL50BFL32K	
LL	- Long Length
50	- 50mm wide
BFL32	- Black Flat 3.2mm thick
K	- Aramid (Kevlar) cords (optional)

Black Flat belting comes in the following standard widths: 25, 50, 75, 100 & 150mm.

Cord Options:

K - Aramid (Kevlar) cord

HF - Highly flexible steel cord

RSL - Reinforced steel cord

RKV - Reinforced aramid (Kevlar) cord

RHF - Reinforced highly flexible steel cord

SS - Stainless steel cord



POWERGRIP® - XL, L, H, XH AND XXH

Rubber, classical pitch, synchronous belt with fibreglass cords

Gates classical synchronous PowerGrip® belt offers a maintenance free and economical alternative to conventional drives like chains and gears. Its application range extends from minimum drives (computer printers) to heavy-duty machinery (oil pumps, etc).

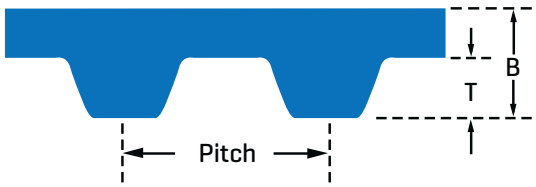

SECTIONS & NOMINAL DIMENSIONS:			
	Pitch (inch)	T (mm)	B (mm)
XL	1/5 (5.080mm)	1.27	2.3
L	3/8 (9.525mm)	1.91	3.5
H	1/2 (12.7mm)	2.29	4.0
XH	7/8 (22.225mm)	6.35	11.4
XXH	1.1/4 (31.75mm)	9.53	15.2

Construction

> Trapezoidal tooth form.

> Precisely formed and accurately spaced elastomeric teeth ensure correct engagement in the pulley grooves.

> Fibreglass tensile cords.

> Tough nylon facing protects and reinforces the tooth surface.

> For MXL sizes and description, see pages 109.

Advantages

> Power transmission of up to 150kW and speeds of up to 10,000 rpm.

> Peripheral speed up to 80 m/s.

> Positive slip-proof engagement.

> Constant angular velocity.

> Efficiencies up to 99%.

> Maintenance free.

> Wide range of load capacities and speed ratios.

> Back idlers can be used.

Temperature Range

-30°C to +100°C



POWERGRIP® ORDERING CODE IS COMPOSED AS FOLLOWS:	
507XH200	
507	- Pitch length (1/10 inch)
XH	- Pitch 7/8" (22.225mm)
200	- Belt width code - 2.00"

XL		
Pitch: 1/5" (5.080 mm)		
Pitch & Length Designation	Pitch Length (mm)	No. of Teeth
42XL	106.68	21
46XL	116.84	23
50XL	127.00	25
54XL	137.16	27
56XL	142.24	28
58XL	147.32	29
60XL	152.40	30
62XL	157.48	31
64XL	162.56	32
66XL	167.64	33
68XL	172.72	34
70XL	177.80	35
72XL	182.88	36
74XL	187.96	37
76XL	193.04	38
78XL	198.12	39
80XL	203.20	40
82XL	208.28	41
84XL	213.36	42
86XL	218.44	43
88XL	223.52	44
90XL	228.60	45
92XL	233.68	46
94XL	238.76	47
96XL	243.84	48
98XL	248.92	49
100XL	254.00	50
102XL	259.08	51
104XL	264.16	52
106XL	269.24	53
108XL	274.32	54
110XL	279.40	55
112XL	284.48	56
114XL	289.56	57
116XL	294.64	58
118XL	299.72	59
120XL	304.80	60
122XL	309.88	61
124XL	314.96	62
126XL	320.04	63
128XL	325.12	64
130XL	330.20	65
132XL	335.28	66
134XL	340.36	67
136XL	345.44	68
138XL	350.52	69
140XL	355.60	70
142XL	360.68	71
144XL	365.76	72
146XL	370.84	73

XL Cont.		
Pitch: 1/5" (5.080 mm)		
Pitch & Length Designation	Pitch Length (mm)	No. of Teeth
148XL	375.92	74
150XL	381.00	75
152XL	386.08	76
154XL	391.16	77
156XL	396.24	78
158XL	401.32	79
160XL	406.40	80
162XL	411.48	81
164XL	416.56	82
166XL	421.64	83
168XL	426.72	84
170XL	431.80	85
172XL	436.88	86
174XL	441.96	87
176XL	447.04	88
178XL	452.12	89
180XL	457.20	90
182XL	462.28	91
184XL	467.36	92
186XL	472.44	93
188XL	477.52	94
190XL	482.60	95
192XL	487.68	96
194XL	492.76	97
196XL	497.84	98
198XL	502.92	99
200XL	508.00	100
202XL	513.08	101
204XL	518.16	102
206XL	523.24	103
208XL	528.32	104
210XL	533.40	105
212XL	538.48	106
214XL	543.56	107
218XL	553.72	109
220XL	558.80	110
222XL	563.88	111
224XL	568.96	112
226XL	574.04	113
228XL	579.12	114
230XL	584.20	115
232XL	589.28	116
234XL	594.36	117
236XL	599.44	118
240XL	609.60	120
244XL	619.76	122
246XL	624.84	123
248XL	629.92	124
250XL	635.00	125
254XL	645.16	127

XL Cont.		
Pitch: 1/5" (5.080 mm)		
Pitch & Length Designation	Pitch Length (mm)	No. of Teeth
258XL	655.32	129
260XL	660.40	130
262XL	665.48	131
264XL	670.56	132
266XL	675.64	133
268XL	680.72	134
270XL	685.80	135
274XL	695.96	137
276XL	701.04	138
278XL	706.12	139
280XL	711.20	140
284XL	721.36	142
286XL	726.44	143
290XL	736.60	145
296XL	751.84	148
298XL	756.92	149
300XL	762.00	150
302XL	767.08	151
306XL	777.24	153
310XL	787.40	155
316XL	802.64	158
320XL	812.80	160
322XL	817.88	161
330XL	838.20	165
332XL	843.28	166
338XL	858.52	169
340XL	863.60	170
344XL	873.76	172
348XL	883.92	174
350XL	889.00	175
352XL	894.08	176
356XL	904.24	178
360XL	914.40	180
362XL	919.48	181
364XL	924.56	182
370XL	939.80	185
372XL	944.88	186
376XL	955.04	188
380XL	965.20	190
382XL	970.28	191
384XL	975.36	192
386XL	980.44	193
390XL	990.60	195
392XL	995.68	196
396XL	1005.84	198
400XL	1016.00	200
404XL	1026.16	202
412XL	1046.48	206
420XL	1066.80	210
424XL	1076.96	212

POWERGRIP®

XL Cont.		
Pitch: 1/5" (5.080 mm)		
Pitch & Length Designation	Pitch Length (mm)	No. of Teeth
432XL	1097.28	216
434XL	1102.36	217
438XL	1112.52	219
444XL	1127.76	222
450XL	1143.00	225
454XL	1153.16	227
460XL	1168.40	230
468XL	1188.72	234
470XL	1193.80	235
480XL	1219.20	240
490XL	1244.60	245
492XL	1249.68	246
498XL	1264.92	249
500XL	1270.00	250
506XL	1285.24	253
522XL	1325.88	261
524XL	1330.96	262
532XL	1351.28	266
540XL	1371.60	270
554XL	1407.16	277
560XL	1422.40	280
564XL	1432.56	282
570XL	1447.80	285
580XL	1473.20	290
592XL	1503.68	296
612XL	1554.48	306
630XL	1600.20	315
648XL	1645.92	324
670XL	1701.80	335
672XL	1706.88	336
690XL	1752.60	345
736XL	1869.44	368
770XL	1955.80	385
788XL	2001.52	394
810XL	2057.40	405
850XL	2159.00	425
860XL	2184.40	430
888XL	2255.52	444

Available in widths of
6.4mm (code 025), 7.9mm (code 031) and 9.5mm (code 037).

L		
Pitch: 3/8" (9.525 mm)		
Pitch & Length Designation	Pitch Length (mm)	No. of Teeth
98L	247.65	26
109L	276.23	29
124L	314.33	33
131L	333.38	35
135L	342.90	36
150L	381.00	40
154L	390.53	41
158L	400.05	42
165L	419.10	44
169L	428.63	45
173L	438.15	46
176L	447.68	47
187L	476.25	50
195L	495.30	52
199L	504.83	53
203L	514.35	54
206L	523.88	55
210L	533.40	56
218L	552.45	58
225L	571.50	60
236L	600.08	63
240L	609.60	64
244L	619.13	65
248L	628.65	66
251L	638.18	67
255L	647.70	68
259L	657.23	69
263L	666.75	70
270L	685.80	72
277L	704.85	74
285L	723.90	76
300L	762.00	80
315L	800.10	84
319L	809.63	85
322L	819.15	86
334L	847.73	89
345L	876.30	92
360L	914.40	96
367L	933.45	98
375L	952.50	100
390L	990.60	104
394L	1000.13	105
405L	1028.70	108
420L	1066.80	112
427L	1085.85	114
435L	1104.90	116
446L	1133.48	119
450L	1143.00	120
461L	1171.58	123
465L	1181.10	124

L Cont.		
Pitch: 3/8" (9.525 mm)		
Pitch & Length Designation	Pitch Length (mm)	No. of Teeth
480L	1219.20	128
510L	1295.40	136
525L	1333.50	140
540L	1371.60	144
566L	1438.28	151
570L	1447.80	152
578L	1466.85	154
581L	1476.38	155
600L	1524.00	160
619L	1571.63	165
630L	1600.20	168
660L	1676.40	176
720L	1828.80	192
731L	1857.38	195
817L	2076.45	218
863L	2190.75	230
900L	2286.00	240
915L	2324.10	244
945L	2400.30	252

Available in widths of
12.7mm (code 050), 19.1mm (code 075) and 25.4mm (code 100).

H		
Pitch: 1/2" (12.7 mm)		
Pitch & Length Designation	Pitch Length (mm)	No. of Teeth
210H	533.40	42
220H	558.80	44
225H	571.50	45
230H	584.20	46
240H	609.60	48
255H	647.70	51
270H	685.80	54
280H	711.20	56
300H	762.00	60
310H	787.40	62
315H	800.10	63
320H	812.80	64
330H	838.20	66
340H	863.60	68
350H	889.00	70
360H	914.40	72
370H	939.80	74
375H	952.50	75
390H	990.60	78
400H	1016.00	80
410H	1041.40	82
415H	1054.10	83
420H	1066.80	84
430H	1092.20	86
440H	1117.60	88
445H	1130.30	89
450H	1143.00	90
455H	1155.70	91
465H	1181.10	93
480H	1219.20	96
485H	1231.90	97
490H	1244.60	98
495H	1257.30	99
510H	1295.40	102
520H	1320.80	104
525H	1333.50	105
540H	1371.60	108
555H	1409.70	111
560H	1422.40	112
570H	1447.80	114
580H	1473.20	116
585H	1485.90	117
600H	1524.00	120
605H	1536.70	121
615H	1562.10	123
630H	1600.20	126
640H	1625.60	128
645H	1638.30	129
655H	1663.70	131
660H	1676.40	132

H Cont.		
Pitch: 1/2" (12.7 mm)		
Pitch & Length Designation	Pitch Length (mm)	No. of Teeth
670H	1701.80	134
680H	1727.20	136
700H	1778.00	140
730H	1854.20	146
750H	1905.00	150
775H	1968.50	155
780H	1981.20	156
800H	2032.00	160
810H	2057.40	162
820H	2082.80	164
840H	2133.60	168
850H	2159.00	170
885H	2247.90	177
900H	2286.00	180
905H	2298.70	181
950H	2413.00	190
960H	2438.40	192
1000H	2540.00	200
1100H	2794.00	220
1120H	2844.80	224
1130H	2870.20	226
1140H	2895.60	228
1180H	2997.20	236
1250H	3175.00	250
1325H	3365.50	265
1345H	3416.30	269
1350H	3429.00	270
1365H	3467.10	273
1400H	3556.00	280
1460H	3708.40	292
1510H	3835.40	302
1550H	3937.00	310
1645H	4178.30	329
1680H	4267.20	336
1700H	4318.00	340
2090H	5308.60	418
2100H	5334.00	420
2120H	5384.80	424
2330H	5918.20	466

Available in widths of ***19.1mm (code 075), 25.4mm (code 100), 38.1mm (code 150), 50.8mm (code 200), and 76.2mm (code 300).***

XH		
Pitch: 7/8" (22.225 mm)		
Pitch & Length Designation	Pitch Length (mm)	No. of Teeth
507XH	1289.05	58
560XH	1422.40	64
630XH	1600.20	72
700XH	1778.00	80
761XH	1933.58	87
770XH	1955.80	88
787XH	2000.25	90
831XH	2111.38	95
840XH	2133.60	96
875XH	2222.50	100
910XH	2311.40	104
980XH	2489.20	112
1120XH	2844.80	128
1260XH	3200.40	144
1400XH	3556.00	160
1540XH	3911.60	176
1680XH	4267.20	192
1750XH	4445.00	200

Available in widths of ***50.8mm (code 200), 76.2mm (code 300), 101.6mm (code 400), and 127mm (code 500).***

XXH		
Pitch: 1¼" (31.75 mm)		
Pitch & Length Designation	Pitch Length (mm)	No. of Teeth
700XXH	1778.00	56
800XXH	2032.00	64
900XXH	2286.00	72
1000XXH	2540.00	80
1200XXH	3048.00	96
1400XXH	3556.00	112
1600XXH	4064.00	128
1800XXH	4572.00	144

Available in widths of ***50.8mm (code 200), 76.2mm (code 300), 101.6mm (code 400), and 127mm (code 500).***

POWERGRIP® MXL

Rubber, classical pitch, synchronous belt with fibreglass cords

Gates PowerGrip ® MXL belt is a classical synchronous belt with a pitch of 0.08" (2.032mm). It is recommended for applications where maximum synchronisation, small package and high speed are required.

Space-saving and highly stable, this belt is the ideal solution to precision drives such as office machines and computers.

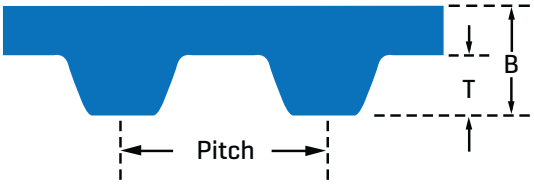

SECTIONS & NOMINAL DIMENSIONS:	Pitch (inch)	T (mm)	B (mm)
MXL	0.08 (2.032mm)	0.51	1.14

Construction

> Trapezoidal tooth form.

> Precisely formed and accurately spaced elastomeric teeth ensure correct engagement in the pulley grooves.

> Fibreglass tensile cords.

> Tough nylon facing protects and reinforces the tooth surface.

Advantages

> Power transmission of up to 0.8kW and speeds of up to 20,000 rpm.

> MXL belts allow small pulley diameters (from 6mm diameter) with a maximum number of teeth in mesh.

> Highly suitable for stepper motors.

> Accurate positioning.

> Very stable.

> Economical operation.

> Back idlers can be used.

Temperature Range

-30°C to +100°C



POWERGRIP® MXL ORDERING CODE IS COMPOSED AS FOLLOWS:	
288MXL019	
288	- Pitch length (1/100 inch)
MXL	- Pitch 0.08" (2.032mm)
019	- Belt width code - 0.19"

MXL		
Pitch: 2/25" (2.032 mm)		
Pitch & Length Designation	Pitch Length (mm)	No. of Teeth
288MXL	73.15	36
296MXL	75.18	37
312MXL	79.25	39
320MXL	81.28	40
328MXL	83.31	41
336MXL	85.34	42
344MXL	87.38	43
360MXL	91.44	45
368MXL	93.47	46
376MXL	95.50	47
384MXL	97.54	48
392MXL	99.57	49
400MXL	101.60	50
416MXL	105.66	52
424MXL	107.70	53
432MXL	109.73	54
440MXL	111.76	55
448MXL	113.79	56
456MXL	115.82	57
464MXL	117.86	58
472MXL	119.89	59
480MXL	121.92	60
488MXL	123.95	61
496MXL	125.98	62
504MXL	128.02	63
512MXL	130.05	64
520MXL	132.08	65
536MXL	136.14	67
544MXL	138.18	68
552MXL	140.21	69
560MXL	142.24	70
568MXL	144.27	71
576MXL	146.30	72
584MXL	148.34	73
592MXL	150.37	74
600MXL	152.40	75
608MXL	154.43	76
616MXL	156.46	77
624MXL	158.50	78
632MXL	160.53	79
640MXL	162.56	80
648MXL	164.59	81
656MXL	166.62	82
664MXL	168.66	83
672MXL	170.69	84
680MXL	172.72	85
688MXL	174.75	86
696MXL	176.78	87
704MXL	178.82	88
712MXL	180.85	89

MXL Cont.		
Pitch: 2/25" (2.032 mm)		
Pitch & Length Designation	Pitch Length (mm)	No. of Teeth
720MXL	182.88	90
728MXL	184.91	91
736MXL	186.94	92
752MXL	191.01	94
760MXL	193.04	95
768MXL	195.07	96
776MXL	197.10	97
784MXL	199.14	98
800MXL	203.20	100
808MXL	205.23	101
816MXL	207.26	102
824MXL	209.30	103
832MXL	211.33	104
840MXL	213.36	105
848MXL	215.39	106
856MXL	217.42	107
864MXL	219.46	108
872MXL	221.49	109
880MXL	223.52	110
896MXL	227.58	112
912MXL	231.65	114
920MXL	233.68	115
936MXL	237.74	117
944MXL	239.78	118
960MXL	243.84	120
976MXL	247.90	122
984MXL	249.94	123
1000MXL	254.00	125
1008MXL	256.03	126
1016MXL	258.06	127
1024MXL	260.10	128
1032MXL	262.13	129
1040MXL	264.16	130
1048MXL	266.19	131
1056MXL	268.22	132
1072MXL	272.29	134
1080MXL	274.32	135
1088MXL	276.35	136
1096MXL	278.38	137
1104MXL	280.42	138
1112MXL	282.45	139
1120MXL	284.48	140
1136MXL	288.54	142
1144MXL	290.58	143
1152MXL	292.61	144
1160MXL	294.64	145
1184MXL	300.74	148
1200MXL	304.80	150
1208MXL	306.83	151
1224MXL	310.90	153

MXL Cont.		
Pitch: 2/25" (2.032 mm)		
Pitch & Length Designation	Pitch Length (mm)	No. of Teeth
1232MXL	312.93	154
1240MXL	314.96	155
1248MXL	316.99	156
1264MXL	321.06	158
1272MXL	323.09	159
1280MXL	325.12	160
1296MXL	329.18	162
1304MXL	331.22	163
1320MXL	335.28	165
1328MXL	337.31	166
1336MXL	339.34	167
1352MXL	343.41	169
1360MXL	345.44	170
1368MXL	347.47	171
1400MXL	355.60	175
1416MXL	359.66	177
1440MXL	365.76	180
1472MXL	373.89	184
1488MXL	377.95	186
1520MXL	386.08	190
1536MXL	390.14	192
1552MXL	394.21	194
1560MXL	396.24	195
1600MXL	406.40	200
1640MXL	416.56	205
1664MXL	422.66	208
1680MXL	426.72	210
1696MXL	430.78	212
1728MXL	438.91	216
1760MXL	447.04	220
1768MXL	449.07	221
1776MXL	451.10	222
1792MXL	455.17	224
1800MXL	457.20	225
1824MXL	463.30	228
1832MXL	465.33	229
1840MXL	467.36	230
1856MXL	471.42	232
1880MXL	477.52	235
1888MXL	479.55	236
1912MXL	485.65	239
1920MXL	487.68	240
1944MXL	493.78	243
1960MXL	497.84	245
1984MXL	503.94	248
1992MXL	505.97	249
2000MXL	508.00	250
2008MXL	510.03	251
2048MXL	520.19	256
2080MXL	528.32	260

POWERGRIP®

MXL Cont.		
Pitch: 2/25" (2.032 mm)		
Pitch & Length Designation	Pitch Length (mm)	No. of Teeth
2096MXL	532.38	262
2120MXL	538.48	265
2136MXL	542.54	267
2168MXL	550.67	271
2184MXL	554.74	273
2200MXL	558.80	275
2240MXL	568.96	280
2280MXL	579.12	285
2304MXL	585.22	288
2320MXL	589.28	290
2360MXL	599.44	295
2384MXL	605.54	298
2400MXL	609.60	300
2440MXL	619.76	305
2480MXL	629.92	310
2496MXL	633.98	312
2520MXL	640.08	315
2544MXL	646.18	318
2576MXL	654.30	322
2584MXL	656.34	323
2592MXL	658.37	324
2600MXL	660.40	325
2608MXL	662.43	326
2624MXL	666.50	328
2640MXL	670.56	330
2656MXL	674.62	332
2672MXL	678.69	334
2696MXL	684.78	337
2704MXL	686.82	338
2712MXL	688.85	339
2720MXL	690.88	340
2736MXL	694.94	342
2744MXL	696.98	343
2776MXL	705.10	347
2800MXL	711.20	350
2832MXL	719.33	354
2848MXL	723.39	356
2864MXL	727.46	358
2880MXL	731.52	360
2920MXL	741.68	365
2968MXL	753.87	371
2976MXL	755.90	372
3040MXL	772.16	380
3104MXL	788.42	388
3120MXL	792.48	390
3176MXL	806.70	397
3200MXL	812.80	400
3216MXL	816.86	402
3264MXL	829.06	408
3296MXL	837.18	412

MXL Cont.		
Pitch: 2/25" (2.032 mm)		
Pitch & Length Designation	Pitch Length (mm)	No. of Teeth
3352MXL	851.41	419
3360MXL	853.44	420
3368MXL	855.47	421
3392MXL	861.57	424
3400MXL	863.60	425
3416MXL	867.66	427
3448MXL	875.79	431
3472MXL	881.89	434
3480MXL	883.92	435
3488MXL	885.95	436
3536MXL	898.14	442
3576MXL	908.30	447
3584MXL	910.34	448
3624MXL	920.50	453
3664MXL	930.66	458
3704MXL	940.82	463
3712MXL	942.85	464
3728MXL	946.91	466
3776MXL	959.10	472
3800MXL	965.20	475
3856MXL	979.42	482
3896MXL	989.58	487
3904MXL	991.62	488
3920MXL	995.68	490
3976MXL	1009.90	497
3984MXL	1011.94	498
4000MXL	1016.00	500
4040MXL	1026.16	505
4176MXL	1060.70	522
4280MXL	1087.12	535
4296MXL	1091.18	537
4320MXL	1097.28	540
4344MXL	1103.38	543
4368MXL	1109.47	546
4384MXL	1113.54	548
4496MXL	1141.98	562
4568MXL	1160.27	571
4728MXL	1200.91	591
4736MXL	1202.94	592
4792MXL	1217.17	599
4800MXL	1219.20	600
4896MXL	1243.58	612
4976MXL	1263.90	622
5184MXL	1316.74	648
5448MXL	1383.79	681
5552MXL	1410.21	694
7304MXL	1855.22	913
9512MXL	2416.05	1189

Available in widths of
3.2mm (code 012), 4.8mm (code 019), and 6.4mm (code 025).

POWERGRIP® TWIN POWER®

Rubber, classical pitch, double-sided synchronous belt with fibreglass cords

Due to its double and directly opposite teeth, PowerGrip® Twin Power® synchronous belts ensure high loading capacity on contra-rotating drives and ensure smooth running and high flexibility.

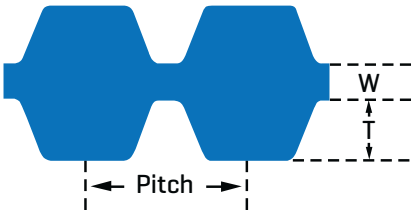

SECTIONS & NOMINAL DIMENSIONS:	Pitch (inch)	W (mm)	T (mm)
XL	1/5	0.50	1.27
L	3/8	0.76	1.91
H	1/2	1.37	2.29

Construction

> Similar in construction to PowerGrip® classical synchronous belts: strong tensile member, precision-formed elastomeric teeth and body.

> Neoprene body provide protection against grime, grease, oil and moisture.

> Fibreglass tensile cords.

> Tough nylon facing protects and reinforces the tooth surface.

Advantages

> Twin Power® can transmit up to 100% of its maximum rated load from either side of the belt; alternatively, it can transmit a load on both sides – provided the sum of the loads does not exceed the maximum capacity.

> Non-slip positive drive.

> Runs at low noise.

> Compact, light-weight, and cost effective drives.

> High tooth jump resistance.

> High efficiency positive drive.

> Maintenance free.

> No lubrication.

Temperature Range

-30°C to +100°C

POWERGRIP® TWIN POWER® ORDERING CODE IS COMPOSED AS FOLLOWS:	
TP180XL037	
TP	- Twin Power®
180	- Pitch length (1/10 inch)
XL	- Pitch 1/5" (5.080mm)
037	- Belt width code - 0.37"

POWERGRIP® TWIN POWER®

TPXL		
Pitch: 1/5" (5.080 mm)		
Pitch & Length Designation	Pitch Length (mm)	No. of Teeth
TP126XL	320.04	63
TP128XL	325.12	64
TP130XL	330.20	65
TP132XL	335.28	66
TP134XL	340.36	67
TP136XL	345.44	68
TP138XL	350.52	69
TP140XL	355.60	70
TP142XL	360.68	71
TP144XL	365.76	72
TP146XL	370.84	73
TP148XL	375.92	74
TP150XL	381.00	75
TP152XL	386.08	76
TP154XL	391.16	77
TP156XL	396.24	78
TP158XL	401.32	79
TP160XL	406.40	80
TP162XL	411.48	81
TP164XL	416.56	82
TP166XL	421.64	83
TP168XL	426.72	84
TP170XL	431.80	85
TP172XL	436.88	86
TP174XL	441.96	87
TP176XL	447.04	88
TP178XL	452.12	89
TP180XL	457.20	90
TP182XL	462.28	91
TP184XL	467.36	92
TP186XL	472.44	93
TP188XL	477.52	94
TP190XL	482.60	95
TP192XL	487.68	96
TP194XL	492.76	97
TP196XL	497.84	98
TP198XL	502.92	99
TP200XL	508.00	100
TP202XL	513.08	101
TP204XL	518.16	102
TP206XL	523.24	103
TP210XL	533.40	105
TP212XL	538.48	106
TP214XL	543.56	107
TP218XL	553.72	109
TP220XL	558.80	110
TP222XL	563.88	111
TP224XL	568.96	112
TP226XL	574.04	113
TP228XL	579.12	114

TPXL Cont.		
Pitch: 1/5" (5.080 mm)		
Pitch & Length Designation	Pitch Length (mm)	No. of Teeth
TP230XL	584.20	115
TP232XL	589.28	116
TP234XL	594.36	117
TP236XL	599.44	118
TP240XL	609.60	120
TP244XL	619.76	122
TP246XL	624.84	123
TP248XL	629.92	124
TP250XL	635.00	125
TP254XL	645.16	127
TP258XL	655.32	129
TP260XL	660.40	130
TP262XL	665.48	131
TP264XL	670.56	132
TP266XL	675.64	133
TP268XL	680.72	134
TP270XL	685.80	135
TP274XL	695.96	137
TP276XL	701.04	138
TP278XL	706.12	139
TP280XL	711.20	140
TP286XL	726.44	143
TP290XL	736.60	145
TP296XL	751.84	148
TP298XL	756.92	149
TP300XL	762.00	150
TP302XL	767.08	151
TP306XL	777.24	153
TP310XL	787.40	155
TP316XL	802.64	158
TP320XL	812.80	160
TP322XL	817.88	161
TP330XL	838.20	165
TP332XL	843.28	166
TP338XL	858.52	169
TP340XL	863.60	170
TP344XL	873.76	172
TP348XL	883.92	174
TP350XL	889.00	175
TP352XL	894.08	176
TP356XL	904.24	178
TP360XL	914.40	180
TP362XL	919.48	181
TP364XL	924.56	182
TP370XL	939.80	185
TP372XL	944.88	186
TP376XL	955.04	188
TP380XL	965.20	190
TP384XL	975.36	192
TP386XL	980.44	193

TPXL Cont.		
Pitch: 1/5" (5.080 mm)		
Pitch & Length Designation	Pitch Length (mm)	No. of Teeth
TP390XL	990.60	195
TP396XL	1005.84	198
TP400XL	1016.00	200
TP404XL	1026.16	202
TP412XL	1046.48	206
TP420XL	1066.80	210
TP424XL	1076.96	212
TP432XL	1097.28	216
TP438XL	1112.52	219
TP444XL	1127.76	222
TP450XL	1143.00	225
TP454XL	1153.16	227
TP460XL	1168.40	230
TP468XL	1188.72	234
TP470XL	1193.80	235
TP480XL	1219.20	240
TP490XL	1244.60	245
TP492XL	1249.68	246
TP498XL	1264.92	249
TP500XL	1270.00	250
TP506XL	1285.24	253
TP522XL	1325.88	261
TP524XL	1330.96	262
TP532XL	1351.28	266
TP540XL	1371.60	270
TP560XL	1422.40	280
TP570XL	1447.80	285
TP580XL	1473.20	290
TP592XL	1503.68	296
TP612XL	1554.48	306
TP630XL	1600.20	315
TP648XL	1651.00	325
TP670XL	1701.80	335
TP672XL	1706.88	336
TP690XL	1752.60	345
TP770XL	1955.80	385
TP788XL	2001.52	394
TP810XL	2057.40	405
TP850XL	2159.00	425
TP860XL	2184.40	430
TP888XL	2255.52	444

Available in widths of ***6.4mm (code 025) and 9.5mm (code 037).***

POWERGRIP® TWIN POWER®

TPL		
Pitch: 3/8" (9.525 mm)		
Pitch & Length Designation	Pitch Length (mm)	No. of Teeth
TP150L	381.00	40
TP154L	390.53	41
TP158L	400.05	42
TP165L	419.10	44
TP173L	438.15	46
TP176L	447.68	47
TP187L	476.25	50
TP195L	495.30	52
TP199L	504.83	53
TP202L	514.35	54
TP206L	523.88	55
TP210L	533.40	56
TP218L	552.45	58
TP225L	571.50	60
TP240L	609.60	64
TP248L	628.65	66
TP255L	647.70	68
TP259L	657.23	69
TP263L	666.75	70
TP270L	685.80	72
TP277L	704.85	74
TP285L	723.90	76
TP300L	762.00	80
TP315L	800.10	84
TP319L	809.63	85
TP322L	819.15	86
TP334L	847.73	89
TP345L	876.30	92
TP360L	914.40	96
TP367L	933.45	98
TP375L	952.50	100
TP390L	990.60	104
TP394L	1000.13	105
TP420L	1066.80	112
TP427L	1085.85	114
TP435L	1104.90	116
TP446L	1133.48	119
TP450L	1143.00	120
TP465L	1181.10	124
TP480L	1219.20	128
TP510L	1295.40	136
TP525L	1333.50	140
TP540L	1371.60	144
TP566L	1438.28	151
TP578L	1466.85	154
TP600L	1524.00	160
TP619L	1571.63	165
TP630L	1600.20	168
TP660L	1676.40	176
TP720L	1828.80	192

TPL Cont.		
Pitch: 3/8" (9.525 mm)		
Pitch & Length Designation	Pitch Length (mm)	No. of Teeth
TP731L	1857.38	195
TP817L	2076.45	218
TP863L	2190.75	230
TP900L	2286.00	240
TP915L	2324.10	244
TP945L	2400.30	252

Available in widths of
12.7mm (code 050), 19.1mm (code 075) and 25.4mm (code 100).

POWERGRIP® TWIN POWER®

TPH		
Pitch: 1/2" (12.7 mm)		
Pitch & Length Designation	Pitch Length (mm)	No. of Teeth
TP210H	533.40	42
TP220H	558.80	44
TP225H	571.50	45
TP230H	584.20	46
TP240H	609.60	48
TP255H	647.70	51
TP270H	685.80	54
TP280H	711.20	56
TP300H	762.00	60
TP310H	787.40	62
TP315H	800.10	63
TP320H	812.80	64
TP330H	838.20	66
TP340H	863.60	68
TP350H	889.00	70
TP360H	914.40	72
TP370H	939.80	74
TP390H	990.60	78
TP400H	1016.00	80
TP410H	1041.40	82
TP415H	1054.10	83
TP420H	1066.80	84
TP430H	1092.20	86
TP445H	1130.30	89
TP450H	1143.00	90
TP455H	1155.70	91
TP465H	1181.10	93
TP480H	1219.20	96
TP485H	1231.90	97
TP490H	1244.60	98
TP495H	1257.30	99
TP510H	1295.40	102
TP525H	1333.50	105
TP540H	1371.60	108
TP555H	1409.70	111
TP560H	1422.40	112
TP570H	1447.80	114
TP580H	1473.20	116
TP585H	1485.90	117
TP600H	1524.00	120
TP605H	1536.70	121
TP630H	1600.20	126
TP640H	1625.60	128
TP645H	1638.30	129
TP655H	1663.70	131
TP660H	1676.40	132
TP680H	1727.20	136
TP700H	1778.00	140
TP730H	1854.20	146
TP750H	1905.00	150

TPH Cont.		
Pitch: 1/2" (12.7 mm)		
Pitch & Length Designation	Pitch Length (mm)	No. of Teeth
TP775H	1968.50	155
TP780H	1981.20	156
TP800H	2032.00	160
TP820H	2082.80	164
TP840H	2133.60	168
TP850H	2159.00	170
TP900H	2286.00	180
TP950H	2413.00	190
TP960H	2438.40	192
TP1000H	2540.00	200
TP1100H	2794.00	220
TP1120H	2844.80	224
TP1130H	2870.20	226
TP1140H	2895.60	228
TP1180H	2997.20	236
TP1250H	3175.00	250
TP1345H	3416.30	269
TP1400H	3556.00	280
TP1510H	3835.40	302
TP1550H	3937.00	310
TP1645H	4178.30	329
TP1680H	4267.20	336
TP1700H	4318.00	340
TP2090H	5308.60	418
TP2100H	5334.00	420
TP2120H	5384.80	424
TP2330H	5918.20	466

Available in widths of
19.1mm (code 075), 25.4mm (code 100), 38.1mm (code 150), 50.8mm (code 200) and 76.2mm (code 300).

POWERGRIP® HTD®

Rubber, curvilinear tooth, synchronous belt with fibreglass cords

The curvilinear PowerGrip® HTD® tooth geometry eliminates stress concentration at tooth roots and allows higher power capacity and longer life that classical pitch synchronous belts.

PowerGrip® HTD® 8M and 14M belts are used in high performance drives in the machine tool, paper and textile industries where durability and low maintenance are required.

PowerGrip® HTD® 3M and 5M belts are suitable for domestic appliances, office machines, electric hand tools and for applications in the processing and chemical industry.

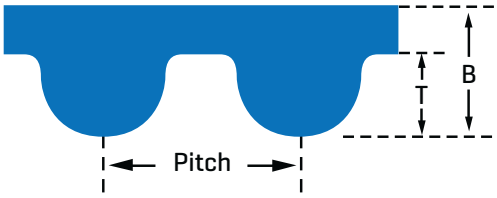

SECTIONS & NOMINAL DIMENSIONS:	Pitch (mm)	T (mm)	B (mm)
3M	3	1.2	2.4
5M	5	2.1	3.8
8M	8	3.4	6.0
14M	14	6.1	10.0
20M	20	8.4	13.2

*Not all 14M PowerGrip® HTD® belts meet ISO 9563. Please contact Gates Customer Service if you need to ensure the belt meets this or consider using a 14MGT PowerGrip® GT3 belt as these all meet the ISO 9563 standard.

Construction

> Curvilinear (round) tooth form improves stress distribution and allows higher overall loading compared to trapezoidal tooth forms.

> Fibreglass tensile cords.

> Tough nylon facing protects and reinforces the tooth surface.

> Durable elastomeric backing protects against environmental pollution as well as frictional wear if power is transmitted from the back of the belt.

Advantages

> No slippage. PowerGrip® HTD® belt teeth mesh smoothly with pulley grooves, reducing speed variations.

> Wide speed range, 3M and 5M are designed for belt speeds up to 80m/s.

> Constant angular velocity.

> Economical operation. No lubrication needed, no need for adjustment due to stretch and wear.

> High mechanical efficiency. The belt construction minimises heat build-up and since friction is not required to transmit the load, belt tensions are reduced.

> Most 14M PowerGrip® HTD® belts now meet the ISO 9563 static conductive standard*

> Maintenance free.

> Back idlers can be used.

Temperature Range

-30°C to +100°C

POWERGRIP® HTD® ORDERING CODE IS COMPOSED AS FOLLOWS:	
480-8M-20	
480	- Pitch length (mm)
8M	- Pitch 8mm
20	- Belt width (mm)

POWERGRIP® HTD®

3M		
Pitch: 3mm		
Pitch & Length Designation	Pitch Length (mm)	No. of Teeth
87-3M	87	29
102-3M	102	34
105-3M	105	35
111-3M	111	37
120-3M	120	40
123-3M	123	41
126-3M	126	42
129-3M	129	43
132-3M	132	44
135-3M	135	45
141-3M	141	47
144-3M	144	48
147-3M	147	49
150-3M	150	50
153-3M	153	51
156-3M	156	52
159-3M	159	53
162-3M	162	54
165-3M	165	55
168-3M	168	56
171-3M	171	57
174-3M	174	58
177-3M	177	59
180-3M	180	60
183-3M	183	61
186-3M	186	62
189-3M	189	63
192-3M	192	64
195-3M	195	65
198-3M	198	66
201-3M	201	67
204-3M	204	68
207-3M	207	69
210-3M	210	70
213-3M	213	71
216-3M	216	72
219-3M	219	73
222-3M	222	74
225-3M	225	75
228-3M	228	76
234-3M	234	78
237-3M	237	79
240-3M	240	80
243-3M	243	81
246-3M	246	82
249-3M	249	83
252-3M	252	84
255-3M	255	85
258-3M	258	86
261-3M	261	87

3M Cont.		
Pitch: 3mm		
Pitch & Length Designation	Pitch Length (mm)	No. of Teeth
264-3M	264	88
267-3M	267	89
270-3M	270	90
276-3M	276	92
279-3M	279	93
282-3M	282	94
285-3M	285	95
288-3M	288	96
291-3M	291	97
294-3M	294	98
297-3M	297	99
300-3M	300	100
303-3M	303	101
306-3M	306	102
309-3M	309	103
312-3M	312	104
315-3M	315	105
318-3M	318	106
324-3M	324	108
327-3M	327	109
330-3M	330	110
333-3M	333	111
336-3M	336	112
339-3M	339	113
342-3M	342	114
345-3M	345	115
351-3M	351	117
357-3M	357	119
360-3M	360	120
363-3M	363	121
366-3M	366	122
369-3M	369	123
372-3M	372	124
375-3M	375	125
381-3M	381	127
384-3M	384	128
387-3M	387	129
390-3M	390	130
393-3M	393	131
396-3M	396	132
399-3M	399	133
402-3M	402	134
405-3M	405	135
411-3M	411	137
417-3M	417	139
420-3M	420	140
423-3M	423	141
426-3M	426	142
432-3M	432	144
435-3M	435	145

3M Cont.		
Pitch: 3mm		
Pitch & Length Designation	Pitch Length (mm)	No. of Teeth
438-3M	438	146
441-3M	441	147
444-3M	444	148
447-3M	447	149
459-3M	459	153
462-3M	462	154
465-3M	465	155
468-3M	468	156
471-3M	471	157
474-3M	474	158
477-3M	477	159
480-3M	480	160
483-3M	483	161
486-3M	486	162
489-3M	489	163
492-3M	492	164
501-3M	501	167
504-3M	504	168
510-3M	510	170
513-3M	513	171
516-3M	516	172
519-3M	519	173
522-3M	522	174
525-3M	525	175
528-3M	528	176
531-3M	531	177
537-3M	537	179
549-3M	549	183
552-3M	552	184
558-3M	558	186
564-3M	564	188
567-3M	567	189
570-3M	570	190
573-3M	573	191
576-3M	576	192
579-3M	579	193
582-3M	582	194
585-3M	585	195
591-3M	591	197
594-3M	594	198
597-3M	597	199
600-3M	600	200
606-3M	606	202
609-3M	609	203
612-3M	612	204
627-3M	627	209
633-3M	633	211
639-3M	639	213
645-3M	645	215
648-3M	648	216

3M Cont.		
Pitch: 3mm		
Pitch & Length Designation	Pitch Length (mm)	No. of Teeth
651-3M	651	217
654-3M	654	218
657-3M	657	219
660-3M	660	220
663-3M	663	221
666-3M	666	222
669-3M	669	223
672-3M	672	224
681-3M	681	227
684-3M	684	228
687-3M	687	229
690-3M	690	230
693-3M	693	231
696-3M	696	232
699-3M	699	233
702-3M	702	234
705-3M	705	235
711-3M	711	237
720-3M	720	240
723-3M	723	241
732-3M	732	244
735-3M	735	245
738-3M	738	246
750-3M	750	250
753-3M	753	251
783-3M	783	261
795-3M	795	265
804-3M	804	268
822-3M	822	274
825-3M	825	275
837-3M	837	279
843-3M	843	281
858-3M	858	286
861-3M	861	287
873-3M	873	291
882-3M	882	294
891-3M	891	297
900-3M	900	300
915-3M	915	305
936-3M	936	312
945-3M	945	315
951-3M	951	317
981-3M	981	327
1002-3M	1002	334
1026-3M	1026	342
1035-3M	1035	345
1038-3M	1038	346
1050-3M	1050	350
1062-3M	1062	354
1071-3M	1071	357

3M Cont.		
Pitch: 3mm		
Pitch & Length Designation	Pitch Length (mm)	No. of Teeth
1080-3M	1080	360
1086-3M	1086	362
1110-3M	1110	370
1125-3M	1125	375
1155-3M	1155	385
1176-3M	1176	392
1188-3M	1188	396
1191-3M	1191	397
1227-3M	1227	409
1245-3M	1245	415
1260-3M	1260	420
1263-3M	1263	421
1500-3M	1500	500
1512-3M	1512	504
1530-3M	1530	510
1587-3M	1587	529
1800-3M	1800	600
1863-3M	1863	621
1890-3M	1890	630
1926-3M	1926	642
1956-3M	1956	652
2004-3M	2004	668

Available in widths of
6mm (code 06), 9mm (Code 09) and 15mm.

5M		
Pitch: 5mm		
Pitch & Length Designation	Pitch Length (mm)	No. of Teeth
120-5M	120	24
180-5M	180	36
200-5M	200	40
225-5M	225	45
230-5M	230	46
240-5M	240	48
245-5M	245	49
255-5M	255	51
260-5M	260	52
265-5M	265	53
270-5M	270	54
275-5M	275	55
280-5M	280	56
285-5M	285	57
295-5M	295	59
300-5M	300	60
305-5M	305	61
310-5M	310	62
320-5M	320	64
325-5M	325	65
330-5M	330	66
335-5M	335	67
340-5M	340	68
345-5M	345	69
350-5M	350	70
360-5M	360	72
365-5M	365	73
370-5M	370	74
375-5M	375	75
385-5M	385	77
400-5M	400	80
405-5M	405	81
410-5M	410	82
415-5M	415	83
420-5M	420	84
425-5M	425	85
450-5M	450	90
460-5M	460	92
465-5M	465	93
475-5M	475	95
480-5M	480	96
495-5M	495	99
500-5M	500	100
510-5M	510	102
520-5M	520	104
525-5M	525	105
535-5M	535	107
550-5M	550	110
555-5M	555	111
560-5M	560	112

POWERGRIP® HTD®

5M Cont.		
Pitch: 5mm		
Pitch & Length Designation	Pitch Length (mm)	No. of Teeth
565-5M	565	113
575-5M	575	115
580-5M	580	116
585-5M	585	117
600-5M	600	120
610-5M	610	122
615-5M	615	123
625-5M	625	125
635-5M	635	127
640-5M	640	128
645-5M	645	129
655-5M	655	131
665-5M	665	133
670-5M	670	134
680-5M	680	136
685-5M	685	137
695-5M	695	139
700-5M	700	140
710-5M	710	142
720-5M	720	144
740-5M	740	148
745-5M	745	149
750-5M	750	150
755-5M	755	151
765-5M	765	153
770-5M	770	154
775-5M	775	155
790-5M	790	158
800-5M	800	160
810-5M	810	162
825-5M	825	165
830-5M	830	166
835-5M	835	167
845-5M	845	169
850-5M	850	170
860-5M	860	172
870-5M	870	174
890-5M	890	178
900-5M	900	180
920-5M	920	184
925-5M	925	185
930-5M	930	186
935-5M	935	187
940-5M	940	188
950-5M	950	190
965-5M	965	193
975-5M	975	195
980-5M	980	196
985-5M	985	197
1000-5M	1000	200

5M Cont.		
Pitch: 5mm		
Pitch & Length Designation	Pitch Length (mm)	No. of Teeth
1025-5M	1025	205
1035-5M	1035	207
1040-5M	1040	208
1050-5M	1050	210
1100-5M	1100	220
1115-5M	1115	223
1125-5M	1125	225
1135-5M	1135	227
1145-5M	1145	229
1175-5M	1175	235
1195-5M	1195	239
1200-5M	1200	240
1225-5M	1225	245
1235-5M	1235	247
1250-5M	1250	250
1270-5M	1270	254
1295-5M	1295	259
1350-5M	1350	270
1375-5M	1375	275
1380-5M	1380	276
1420-5M	1420	284
1500-5M	1500	300
1520-5M	1520	304
1575-5M	1575	315
1595-5M	1595	319
1635-5M	1635	327
1685-5M	1685	337
1690-5M	1690	338
1720-5M	1720	344
1790-5M	1790	358
1800-5M	1800	360
1870-5M	1870	374
1895-5M	1895	379
1945-5M	1945	389
1980-5M	1980	396
2000-5M	2000	400
2100-5M	2100	420
2110-5M	2110	422
2250-5M	2250	450
2350-5M	2350	470
2525-5M	2525	505
2760-5M	2760	552
3120-5M	3120	624
3170-5M	3170	634
3430-5M	3430	686
3800-5M	3800	760

Available in widths of ***9mm (Code 09), 15mm and 25mm.***

8M		
Pitch: 8mm		
Pitch & Length Designation	Pitch Length (mm)	No. of Teeth
264-8M	264	33
320-8M	320	40
376-8M	376	47
384-8M	384	48
416-8M	416	52
424-8M	424	53
480-8M	480	60
512-8M	512	64
520-8M	520	65
560-8M	560	70
576-8M	576	72
584-8M	584	73
592-8M	592	74
600-8M	600	75
608-8M	608	76
624-8M	624	78
640-8M	640	80
656-8M	656	82
672-8M	672	84
680-8M	680	85
720-8M	720	90
744-8M	744	93
760-8M	760	95
776-8M	776	97
800-8M	800	100
840-8M	840	105
856-8M	856	107
880-8M	880	110
896-8M	896	112
912-8M	912	114
920-8M	920	115
936-8M	936	117
960-8M	960	120
968-8M	968	121
976-8M	976	122
1000-8M	1000	125
1040-8M	1040	130
1056-8M	1056	132
1064-8M	1064	133
1080-8M	1080	135
1120-8M	1120	140
1128-8M	1128	141
1152-8M	1152	144
1160-8M	1160	145
1176-8M	1176	147
1184-8M	1184	148
1192-8M	1192	149
1200-8M	1200	150
1216-8M	1216	152
1224-8M	1224	153

8M Cont.

Pitch: 8mm

Pitch & Length Designation	Pitch Length (mm)	No. of Teeth
1248-8M	1248	156
1256-8M	1256	157
1264-8M	1264	158
1280-8M	1280	160
1304-8M	1304	163
1320-8M	1320	165
1360-8M	1360	170
1392-8M	1392	174
1400-8M	1400	175
1424-8M	1424	178
1432-8M	1432	179
1440-8M	1440	180
1480-8M	1480	185
1512-8M	1512	189
1520-8M	1520	190
1552-8M	1552	194
1584-8M	1584	198
1600-8M	1600	200
1680-8M	1680	210
1696-8M	1696	212
1728-8M	1728	216
1760-8M	1760	220
1800-8M	1800	225
1880-8M	1880	235
1896-8M	1896	237
1904-8M	1904	238
1936-8M	1936	242
2000-8M	2000	250
2056-8M	2056	257
2080-8M	2080	260
2104-8M	2104	263
2160-8M	2160	270
2200-8M	2200	275
2240-8M	2240	280
2272-8M	2272	284
2400-8M	2400	300
2504-8M	2504	313
2600-8M	2600	325
2800-8M	2800	350
3048-8M	3048	381
3200-8M	3200	400
3280-8M	3280	410
3360-8M	3360	420
3600-8M	3600	450
3824-8M	3824	478
4400-8M	4400	550
4960-8M	4960	620
5296-8M	5296	662

Available in widths of
20mm, 30mm, 50mm, and 85mm.

14M

Pitch: 14mm

Pitch & Length Designation	Pitch Length (mm)	No. of Teeth
784-14M	784	56
826-14M	826	59
924-14M	924	66
966-14M	966	69
1092-14M	1092	78
1148-14M	1148	82
1190-14M	1190	85
1330-14M	1330	95
1344-14M	1344	96
1358-14M	1358	97
1400-14M	1400	100
1456-14M	1456	104
1470-14M	1470	105
1512-14M	1512	108
1540-14M	1540	110
1568-14M	1568	112
1610-14M	1610	115
1638-14M	1638	117
1652-14M	1652	118
1680-14M	1680	120
1736-14M	1736	124
1778-14M	1778	127
1890-14M	1890	135
1932-14M	1932	138
1946-14M	1946	139
2002-14M	2002	143
2100-14M	2100	150
2198-14M	2198	157
2310-14M	2310	165
2450-14M	2450	175
2590-14M	2590	185
2660-14M	2660	190
2800-14M	2800	200
2940-14M	2940	210
3150-14M	3150	225
3360-14M	3360	240
3500-14M	3500	250
3850-14M	3850	275
4004-14M	4004	286
4326-14M	4326	309
4578-14M	4578	327
5320-14M	5320	380

Available in widths of
40mm, 55mm, 85mm, 115mm and 170mm.

20M

Pitch: 20mm

Pitch & Length Designation	Pitch Length (mm)	No. of Teeth
2000-20M	2000	100
2500-20M	2500	125
3400-20M	3400	170
3800-20M	3800	190
4200-20M	4200	210
4600-20M	4600	230
5000-20M	5000	250
5200-20M	5200	260
5400-20M	5400	270
5600-20M	5600	280
5800-20M	5800	290
6000-20M	6000	300
6200-20M	6200	310
6400-20M	6400	320
6600-20M	6600	330

Available in widths of
115mm, 170mm, 230mm, 290mm and 340mm.

POWERGRIP® HTD® TWIN POWER®

Rubber, curvilinear tooth, double-sided synchronous belt with fibreglass cords

Due to its double and directly opposite teeth, Twin Power® synchronous belts ensure high loading capacity on contra-rotating drives and ensure smooth running and high flexibility.

PowerGrip® HTD® Twin Power® belts allow for higher powered drives than classical pitch PowerGrip® Twin Power®.

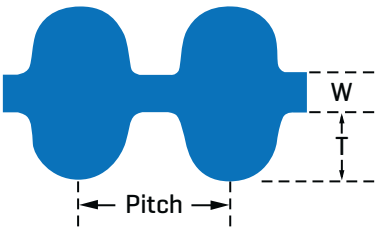

SECTIONS & NOMINAL DIMENSIONS:	Pitch (inch)	W (mm)	T (mm)
3M	3	1.00	1.20
5M	5	1.50	2.10
8M	8	2.00	3.40
14M	14	3.70	6.10

Construction

> Similar in construction to PowerGrip® HTD® synchronous belts: strong tensile member, precision-formed elastomeric teeth and body.

> Neoprene body provide protection against grime, grease, oil and moisture.

> Fibreglass tensile cords.

> Tough nylon facing protects and reinforces the tooth surface.

Advantages

> Twin Power® can transmit up to 100% of its maximum rated load from either side of the belt; alternatively, it can transmit a load on both sides – provided the sum of the loads does not exceed the maximum capacity.

> Non-slip positive drive.

> Runs at low noise.

> Compact, light-weight, and cost effective drives.

> High tooth jump resistance.

> High efficiency positive drive.

> Maintenance free.

> No lubrication.

Temperature Range

-30°C to +100°C

POWERGRIP® HTD® TWIN POWER® ORDERING CODE IS COMPOSED AS FOLLOWS:	
TP1120-8M-20	
TP	- Twin Power®
1120	- Pitch length (mm)
8M	- Pitch 8mm
20	- Belt width (mm)

POWERGRIP® HTD® TWIN POWER®

TP3M		
Pitch: 3mm		
Pitch & Length Designation	Pitch Length (mm)	No. of Teeth
TP285-3M	285	95
TP291-3M	291	97
TP300-3M	300	100
TP303-3M	303	101
TP309-3M	309	103
TP312-3M	312	104
TP318-3M	318	106
TP324-3M	324	108
TP327-3M	327	109
TP330-3M	330	110
TP333-3M	333	111
TP336-3M	336	112
TP339-3M	339	113
TP342-3M	342	114
TP351-3M	351	117
TP360-3M	360	120
TP363-3M	363	121
TP375-3M	375	125
TP381-3M	381	127
TP384-3M	384	128
TP393-3M	393	131
TP396-3M	396	132
TP399-3M	399	133
TP402-3M	402	134
TP405-3M	405	135
TP411-3M	411	137
TP417-3M	417	139
TP420-3M	420	140
TP423-3M	423	141
TP426-3M	426	142
TP432-3M	432	144
TP435-3M	435	145
TP438-3M	438	146
TP441-3M	441	147
TP444-3M	444	148
TP447-3M	447	149
TP459-3M	459	153
TP462-3M	462	154
TP465-3M	465	155
TP468-3M	468	156
TP471-3M	471	157
TP474-3M	474	158
TP477-3M	477	159
TP480-3M	480	160
TP483-3M	483	161
TP486-3M	486	162
TP489-3M	489	163
TP492-3M	492	164
TP501-3M	501	167
TP504-3M	504	168

TP3M Cont.		
Pitch: 3mm		
Pitch & Length Designation	Pitch Length (mm)	No. of Teeth
TP510-3M	510	170
TP513-3M	513	171
TP516-3M	516	172
TP519-3M	519	173
TP525-3M	525	175
TP528-3M	528	176
TP531-3M	531	177
TP537-3M	537	179
TP549-3M	549	183
TP552-3M	552	184
TP558-3M	558	186
TP564-3M	564	188
TP567-3M	567	189
TP570-3M	570	190
TP576-3M	576	192
TP579-3M	579	193
TP585-3M	585	195
TP591-3M	591	197
TP597-3M	597	199
TP600-3M	600	200
TP606-3M	606	202
TP609-3M	609	203
TP612-3M	612	204
TP627-3M	627	209
TP633-3M	633	211
TP639-3M	639	213
TP645-3M	645	215
TP648-3M	648	216
TP651-3M	651	217
TP654-3M	654	218
TP657-3M	657	219
TP660-3M	660	220
TP663-3M	663	221
TP666-3M	666	222
TP669-3M	669	223
TP672-3M	672	224
TP681-3M	681	227
TP684-3M	684	228
TP687-3M	687	229
TP690-3M	690	230
TP693-3M	693	231
TP696-3M	696	232
TP699-3M	699	233
TP702-3M	702	234
TP705-3M	705	235
TP711-3M	711	237
TP723-3M	723	241
TP732-3M	732	244
TP735-3M	735	245
TP738-3M	738	246

TP3M Cont.		
Pitch: 3mm		
Pitch & Length Designation	Pitch Length (mm)	No. of Teeth
TP750-3M	750	250
TP753-3M	753	251
TP783-3M	783	261
TP795-3M	795	265
TP804-3M	804	268
TP822-3M	822	274
TP825-3M	825	275
TP837-3M	837	279
TP843-3M	843	281
TP858-3M	858	286
TP861-3M	861	287
TP873-3M	873	291
TP882-3M	882	294
TP891-3M	891	297
TP900-3M	900	300
TP915-3M	915	305
TP936-3M	936	312
TP945-3M	945	315
TP951-3M	951	317
TP981-3M	981	327
TP1002-3M	1002	334
TP1026-3M	1026	342
TP1035-3M	1035	345
TP1038-3M	1038	346
TP1050-3M	1050	350
TP1062-3M	1062	354
TP1086-3M	1086	362
TP1110-3M	1110	370
TP1125-3M	1125	375
TP1155-3M	1155	385
TP1188-3M	1188	396
TP1191-3M	1191	397
TP1227-3M	1227	409
TP1260-3M	1260	420
TP1263-3M	1263	421
TP1500-3M	1500	500
TP1512-3M	1512	504
TP1587-3M	1587	529
TP1800-3M	1800	600
TP1890-3M	1890	630
TP1956-3M	1956	652
TP2004-3M	2004	668

Available in widths of
6mm (Code 06), 9mm (Code 09) and 15mm (Code 15).

POWERGRIP® HTD® TWIN POWER®

TP5M		
Pitch: 5mm		
Pitch & Length Designation	Pitch Length (mm)	No. of Teeth
TP375-5M	375	75
TP385-5M	385	77
TP400-5M	400	80
TP405-5M	405	81
TP410-5M	410	82
TP415-5M	415	83
TP420-5M	420	84
TP425-5M	425	85
TP450-5M	450	90
TP460-5M	460	92
TP465-5M	465	93
TP475-5M	475	95
TP480-5M	480	96
TP495-5M	495	99
TP500-5M	500	100
TP520-5M	520	104
TP535-5M	535	107
TP550-5M	550	110
TP555-5M	555	111
TP560-5M	560	112
TP565-5M	565	113
TP575-5M	575	115
TP580-5M	580	116
TP585-5M	585	117
TP600-5M	600	120
TP615-5M	615	123
TP625-5M	625	125
TP635-5M	635	127
TP640-5M	640	128
TP645-5M	645	129
TP655-5M	655	131
TP665-5M	665	133
TP670-5M	670	134
TP680-5M	680	136
TP685-5M	685	137
TP695-5M	695	139
TP700-5M	700	140
TP710-5M	710	142
TP720-5M	720	144
TP740-5M	740	148
TP745-5M	745	149
TP755-5M	755	151
TP765-5M	765	153
TP770-5M	770	154
TP775-5M	775	155
TP790-5M	790	158
TP800-5M	800	160
TP810-5M	810	162
TP830-5M	830	166
TP835-5M	835	167

TP5M Cont.		
Pitch: 5mm		
Pitch & Length Designation	Pitch Length (mm)	No. of Teeth
TP845-5M	845	169
TP850-5M	850	170
TP860-5M	860	172
TP870-5M	870	174
TP890-5M	890	178
TP900-5M	900	180
TP920-5M	920	184
TP925-5M	925	185
TP930-5M	930	186
TP935-5M	935	187
TP940-5M	940	188
TP950-5M	950	190
TP965-5M	965	193
TP975-5M	975	195
TP985-5M	985	197
TP1000-5M	1000	200
TP1025-5M	1025	205
TP1040-5M	1040	208
TP1050-5M	1050	210
TP1100-5M	1100	220
TP1115-5M	1115	223
TP1125-5M	1125	225
TP1135-5M	1135	227
TP1145-5M	1145	229
TP1195-5M	1195	239
TP1200-5M	1200	240
TP1225-5M	1225	245
TP1235-5M	1235	247
TP1250-5M	1250	250
TP1270-5M	1270	254
TP1295-5M	1295	259
TP1350-5M	1350	270
TP1375-5M	1375	275
TP1380-5M	1380	276
TP1420-5M	1420	284
TP1520-5M	1520	304
TP1575-5M	1575	315
TP1595-5M	1595	319
TP1635-5M	1635	327
TP1685-5M	1685	337
TP1690-5M	1690	338
TP1720-5M	1720	344
TP1790-5M	1790	358
TP1800-5M	1800	360
TP1870-5M	1870	374
TP1895-5M	1895	379
TP1945-5M	1945	389
TP1980-5M	1980	396
TP2000-5M	2000	400
TP2100-5M	2100	420

TP5M Cont.		
Pitch: 5mm		
Pitch & Length Designation	Pitch Length (mm)	No. of Teeth
TP2110-5M	2110	422
TP2250-5M	2250	450
TP2350-5M	2350	470
TP2525-5M	2525	505
TP2760-5M	2760	552
TP3120-5M	3120	624
TP3170-5M	3170	634
TP3430-5M	3430	686
TP3800-5M	3800	760

Available in widths of
9mm (Code 09), 15mm (Code 15) and 25mm (Code 25).

POWERGRIP® HTD® TWIN POWER®

TP8M		
Pitch: 8mm		
Pitch & Length Designation	Pitch Length (mm)	No. of Teeth
TP424-8M	424	53
TP480-8M	480	60
TP560-8M	560	70
TP584-8M	584	73
TP600-8M	600	75
TP640-8M	640	80
TP680-8M	680	85
TP720-8M	720	90
TP760-8M	760	95
TP800-8M	800	100
TP840-8M	840	105
TP856-8M	856	107
TP880-8M	880	110
TP896-8M	896	112
TP912-8M	912	114
TP920-8M	920	115
TP960-8M	960	120
TP1000-8M	1000	125
TP1040-8M	1040	130
TP1056-8M	1056	132
TP1064-8M	1064	133
TP1080-8M	1080	135
TP1120-8M	1120	140
TP1152-8M	1152	144
TP1160-8M	1160	145
TP1184-8M	1184	148
TP1192-8M	1192	149
TP1200-8M	1200	150
TP1224-8M	1224	153
TP1248-8M	1248	156
TP1264-8M	1264	158
TP1280-8M	1280	160
TP1304-8M	1304	163
TP1320-8M	1320	165
TP1360-8M	1360	170
TP1392-8M	1392	174
TP1400-8M	1400	175
TP1424-8M	1424	178
TP1440-8M	1440	180
TP1480-8M	1480	185
TP1512-8M	1512	189
TP1520-8M	1520	190
TP1600-8M	1600	200
TP1680-8M	1680	210
TP1760-8M	1760	220
TP1800-8M	1800	225
TP1904-8M	1904	238
TP1936-8M	1936	242
TP2000-8M	2000	250
TP2056-8M	2056	257

TP8M Cont.		
Pitch: 8mm		
Pitch & Length Designation	Pitch Length (mm)	No. of Teeth
TP2080-8M	2080	260
TP2104-8M	2104	263
TP2160-8M	2160	270
TP2200-8M	2200	275
TP2240-8M	2240	280
TP2272-8M	2272	284
TP2400-8M	2400	300
TP2504-8M	2504	313
TP2600-8M	2600	325
TP2800-8M	2800	350
TP3048-8M	3048	381
TP3200-8M	3200	400
TP3280-8M	3280	410
TP3360-8M	3360	420
TP3600-8M	3600	450
TP3824-8M	3824	478

Available in widths of
20mm, 30mm, 50mm, 85mm.

TP14M		
Pitch: 14mm		
Pitch & Length Designation	Pitch Length (mm)	No. of Teeth
TP1190-14M	1190	85
TP1330-14M	1330	95
TP1344-14M	1344	96
TP1400-14M	1400	100
TP1456-14M	1456	104
TP1512-14M	1512	108
TP1540-14M	1540	110
TP1568-14M	1568	112
TP1610-14M	1610	115
TP1638-14M	1638	117
TP1652-14M	1652	118
TP1680-14M	1680	120
TP1736-14M	1736	124
TP1778-14M	1778	127
TP1890-14M	1890	135
TP1932-14M	1932	138
TP1946-14M	1946	139
TP2002-14M	2002	143
TP2100-14M	2100	150
TP2198-14M	2198	157
TP2310-14M	2310	165
TP2450-14M	2450	175
TP2590-14M	2590	185
TP2660-14M	2660	190
TP2800-14M	2800	200
TP2940-14M	2940	210
TP3150-14M	3150	225
TP3360-14M	3360	240
TP3500-14M	3500	250
TP3850-14M	3850	275
TP4326-14M	4326	309
TP4578-14M	4578	327
TP4956-14M	4956	354
TP5320-14M	5320	380
TP5740-14M	5740	410
TP6160-14M	6160	440
TP6860-14M	6860	490

Available in widths of
40mm, 55mm, 85mm, 115mm, 170mm.

POLY CHAIN® HTD®

Polyurethane, curvilinear tooth, synchronous belt with aramid cords

Gates original HTD® tooth profile combined with Poly Chain® belt construction. Poly Chain® HTD® allows the use of existing 14M HTD sprockets while increasing the capacity of the drive.

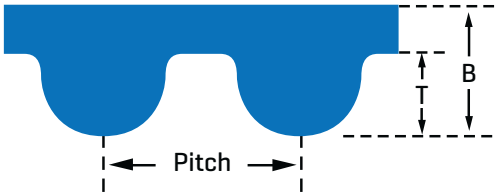

SECTIONS & NOMINAL DIMENSIONS:			
	Pitch (mm)	T (mm)	B (mm)
14M	14	6.1	10.0

Construction

> HTD tooth profile.

> Teeth and body are made of a lightweight polyurethane compound, specially blended for adhesion to the cords and fabric.

> Aramid tensile cords provide extraordinary strength.

> Tough nylon facing protects and reinforces the tooth surface.

Advantages

> Substantially increased power rating over any rubber belt on HTD sprockets.

> Inert to most acids, chemicals and water.

> High efficiency positive drive.

> Eliminates contamination.

> Maintenance free.

TemperatureRange

-54°C to +85°C

POLY CHAIN® HTD® ORDERING CODE IS COMPOSED AS FOLLOWS:	
PC1610-14M-115	
PC	- Poly Chain® HTD®
1610	- Pitch length (mm)
14M	- Pitch 14mm
115	- Belt width (mm)

14M		
Pitch: 14mm		
Pitch & Length Designation	Pitch Length (mm)	No. of Teeth
PC966-14M	966	69
PC1190-14M	1190	85
PC1400-14M	1400	100
PC1610-14M	1610	115
PC1778-14M	1778	127
PC1890-14M	1890	135
PC2100-14M	2100	150
PC2310-14M	2310	165

Available in widths of
20mm, 30mm, 40mm, 55mm, 85mm, 115mm, and 170mm.

POWERGRIP® GT3 - 8MGT AND 14MGT

Rubber, modified curvilinear, tooth synchronous belt with fibreglass cords.

PowerGrip® GT3 is made of a highly advanced combination of materials. This technically advanced belt covers the widest range of industrial applications. The PowerGrip® GT3 synchronous belt transmits up to 30% more power than previous generation belts. This entire belt range (8MGT & 14MGT) is designed to run on existing drives and does not require any adaptation of the system.

The 8MGT and 14MGT pitches are the optimum choice for high performance drives in the machine tool, paper, and textile industries where durability and low maintenance are required.

Ideally suited on ACHE (air cooled heat exchangers) for maximum efficiency and optimum air flow. 8MGT and 14MGT are static conductive to ISO 9563 and are the premium belt for use in petroleum and liquid natural gas plants. An easy upgrade to existing HTD systems without the need to change sprockets.

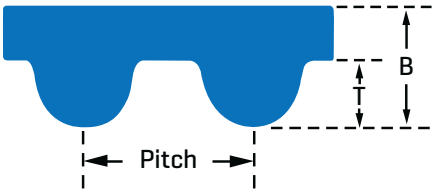

Construction

> GT® (Gates Tooth) modified curvilinear tooth profile.

> Neoprene body provide protection against grime, grease, oil and moisture.

> Fibreglass tensile cords.

> Tough nylon facing protects and reinforces the tooth surface.

Advantages

> Static conductive to ISO 9563.

> Substantially increased power ratings: up to 30% more than previous constructions.

> Reduced maintenance costs due to the belts longer service life.

> Compact, light-weight, and cost effective drives.

> High tooth jump resistance.

> High efficiency positive drive.

> Eliminates contamination.

> Maintenance free.

> Operates on HTD® or PowerGrip® GT® Sprockets.

> Back idlers can be used.

Temperature Range

-30°C to +100°C

SECTIONS & NOMINAL DIMENSIONS:	Pitch (mm)	T (mm)	B (mm)
8MGT	8	3.4	5.6
14MGT	14	6.0	10.0

NOTE:
Gates Unitta 8YU tooth profile belts available on request. PowerGrip® GT3 belts are not compatible with 8YU sprockets.

POWERGRIP® GT3 ORDERING CODE IS COMPOSED AS FOLLOWS:	
384-8MGT-20	
384	- Pitch length (mm)
8MGT	- Pitch 8mm
20	- Belt width (mm)

At least 200% capacity over HTD® belts means you can halve your drive width using PowerGrip® GT3 belts.

POWERGRIP® GT3

8MGT		
Pitch: 8mm		
Pitch & Length Designation	Pitch Length (mm)	No. of Teeth
384-8MGT	384	48
480-8MGT	480	60
560-8MGT	560	70
600-8MGT	600	75
640-8MGT	640	80
720-8MGT	720	90
800-8MGT	800	100
840-8MGT	840	105
880-8MGT	880	110
920-8MGT	920	115
960-8MGT	960	120
1040-8MGT	1040	130
1064-8MGT	1064	133
1104-8MGT	1104	138
1120-8MGT	1120	140
1160-8MGT	1160	145
1200-8MGT	1200	150
1224-8MGT	1224	153
1280-8MGT	1280	160
1440-8MGT	1440	180
1512-8MGT	1512	189
1584-8MGT	1584	198
1600-8MGT	1600	200
1760-8MGT	1760	220
1800-8MGT	1800	225
2000-8MGT	2000	250
2200-8MGT	2200	275
2400-8MGT	2400	300
2600-8MGT	2600	325
2800-8MGT	2800	350
3048-8MGT	3048	381
3280-8MGT	3280	410
3600-8MGT	3600	450
4400-8MGT	4400	550

Available in widths of
20mm, 30mm, 50mm, 85mm.

NOTE:
Operates on standard 8M HTD® and 8MGT PowerGrip® GT® sprockets.

14MGT		
Pitch: 14mm		
Pitch & Length Designation	Pitch Length (mm)	No. of Teeth
966-14MGT	966	69
1190-14MGT	1190	85
1400-14MGT	1400	100
1610-14MGT	1610	115
1750-14MGT	1750	125
1778-14MGT	1778	127
1890-14MGT	1890	135
2100-14MGT	2100	150
2310-14MGT	2310	165
2450-14MGT	2450	175
2590-14MGT	2590	185
2800-14MGT	2800	200
3094-14MGT	3094	221
3150-14MGT	3150	225
3360-14MGT	3360	240
3500-14MGT	3500	250
3850-14MGT	3850	275
4326-14MGT	4326	309
4578-14MGT	4578	327
4956-14MGT	4956	354
5320-14MGT	5320	380
5740-14MGT	5740	410
6160-14MGT	6160	440
6860-14MGT	6860	490

Available in widths of
40mm, 55mm, 85mm, 115mm, 170mm.

NOTE:
Operates on standard 14M HTD® and 14MGT PowerGrip® GT® sprockets.

POWERGRIP® GT3 - 2MGT, 3MGT AND 5MGT

Rubber, modified curvilinear, tooth synchronous belt with fibreglass cords

PowerGrip® GT3 is Gates latest development in synchronous rubber belts. This technically advanced belt covers the widest range of industrial applications. The PowerGrip® GT3 synchronous belt transmits up to 30% more power than previous generation belts.

The 2MGT, 3MGT, and 5MGT pitches are ideal for compact drives on hand tools, business machines, domestic appliances, high precision servomotor drives and multi-axis applications.

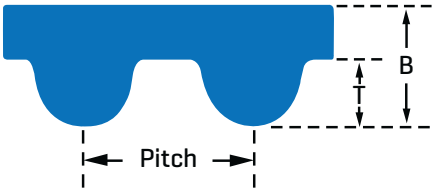

SECTIONS & NOMINAL DIMENSIONS:	Pitch (mm)	T (mm)	B (mm)
2MGT	2	0.71	1.52
3MGT	3	1.12	2.41
5MGT	5	1.92	3.81

NOTE:
Gates Unitta 2GT, 3GT & 5GT tooth profile belts available on request.
These Gates Unitta profile belts are not compatible with PowerGrip® GT® sprockets of the same pitch.

Construction

> GT® (Gates Tooth) modified curvilinear tooth profile.

> Neoprene body provide protection against grime, grease, oil and moisture.

> Fibreglass tensile cords.

> Tough nylon facing protects and reinforces the tooth surface.

Advantages

> Substantially increased power ratings: up to 30% more than previous constructions.

> Reduced maintenance costs due to the belts longer service life.

> Compact, light-weight, and cost effective drives.

> High tooth jump resistance.

> High efficiency positive drive.

> Eliminates contamination.

> Maintenance free.

> Back idlers can be used.

Temperature Range

-30°C to +100°C

NOTE:
2MGT, 3MGT & 5MGT PowerGrip® GT3 belts only operate on PowerGrip® GT® Sprockets.
(Not compatible with HTD sprockets)

POWERGRIP® GT3 ORDERING CODE IS COMPOSED AS FOLLOWS:	
285-5MGT-09	
285	- Pitch length (mm)
5MGT	- Pitch 5mm
09	- Belt width (mm)

NOTE:
Minimum order quantities may apply check with customer service.

POWERGRIP® GT3

2MGT		
Pitch: 2mm		
Pitch & Length Designation	Pitch Length (mm)	No. of Teeth
74-2MGT	74	37
76-2MGT	76	38
80-2MGT	80	40
90-2MGT	90	45
100-2MGT	100	50
112-2MGT	112	56
124-2MGT	124	62
130-2MGT	130	65
132-2MGT	132	66
134-2MGT	134	67
136-2MGT	136	68
140-2MGT	140	70
142-2MGT	142	71
152-2MGT	152	76
158-2MGT	158	79
160-2MGT	160	80
164-2MGT	164	82
166-2MGT	166	83
168-2MGT	168	84
172-2MGT	172	86
178-2MGT	178	89
180-2MGT	180	90
184-2MGT	184	92
186-2MGT	186	93
192-2MGT	192	96
194-2MGT	194	97
200-2MGT	200	100
202-2MGT	202	101
208-2MGT	208	104
210-2MGT	210	105
212-2MGT	212	106
216-2MGT	216	108
220-2MGT	220	110
224-2MGT	224	112
232-2MGT	232	116
236-2MGT	236	118
240-2MGT	240	120
242-2MGT	242	121
250-2MGT	250	125
252-2MGT	252	126
258-2MGT	258	129
264-2MGT	264	132
274-2MGT	274	137
278-2MGT	278	139
280-2MGT	280	140
284-2MGT	284	142
286-2MGT	286	143
288-2MGT	288	144
300-2MGT	300	150
304-2MGT	304	152
310-2MGT	310	155

2MGT Cont.		
Pitch: 2mm		
Pitch & Length Designation	Pitch Length (mm)	No. of Teeth
318-2MGT	318	159
320-2MGT	320	160
322-2MGT	322	161
330-2MGT	330	165
332-2MGT	332	166
336-2MGT	336	168
342-2MGT	342	171
346-2MGT	346	173
350-2MGT	350	175
356-2MGT	356	178
364-2MGT	364	182
370-2MGT	370	185
380-2MGT	380	190
386-2MGT	386	193
392-2MGT	392	196
400-2MGT	400	200
406-2MGT	406	203
412-2MGT	412	206
420-2MGT	420	210
428-2MGT	428	214
430-2MGT	430	215
436-2MGT	436	218
456-2MGT	456	228
466-2MGT	466	233
470-2MGT	470	235
474-2MGT	474	237
480-2MGT	480	240
488-2MGT	488	244
502-2MGT	502	251
504-2MGT	504	252
516-2MGT	516	258
528-2MGT	528	264
534-2MGT	534	267
544-2MGT	544	272
552-2MGT	552	276
576-2MGT	576	288
600-2MGT	600	300
640-2MGT	640	320
660-2MGT	660	330
690-2MGT	690	345
696-2MGT	696	348
744-2MGT	744	372
816-2MGT	816	408
848-2MGT	848	424
930-2MGT	930	465
1032-2MGT	1032	516
1164-2MGT	1164	582
1386-2MGT	1386	693
1700-2MGT	1700	850
1830-2MGT	1830	915

Available in widths of
3mm (Code 03), 6mm (Code 06), and 9mm (Code 09).

3MGT		
Pitch: 3mm		
Pitch & Length Designation	Pitch Length (mm)	No. of Teeth
99-3MGT	99	33
105-3MGT	105	35
111-3MGT	111	37
120-3MGT	120	40
123-3MGT	123	41
129-3MGT	129	43
135-3MGT	135	45
144-3MGT	144	48
150-3MGT	150	50
159-3MGT	159	53
165-3MGT	165	55
174-3MGT	174	58
180-3MGT	180	60
183-3MGT	183	61
186-3MGT	186	62
189-3MGT	189	63
192-3MGT	192	64
195-3MGT	195	65
201-3MGT	201	67
204-3MGT	204	68
210-3MGT	210	70
216-3MGT	216	72
219-3MGT	219	73
225-3MGT	225	75
231-3MGT	231	77
234-3MGT	234	78
240-3MGT	240	80
243-3MGT	243	81
246-3MGT	246	82
252-3MGT	252	84
255-3MGT	255	85
267-3MGT	267	89
270-3MGT	270	90
276-3MGT	276	92
282-3MGT	282	94
285-3MGT	285	95
288-3MGT	288	96
291-3MGT	291	97
294-3MGT	294	98
300-3MGT	300	100
303-3MGT	303	101
309-3MGT	309	103
312-3MGT	312	104
324-3MGT	324	108
330-3MGT	330	110
339-3MGT	339	113
348-3MGT	348	116
354-3MGT	354	118
357-3MGT	357	119
360-3MGT	360	120
363-3MGT	363	121

3MGT Cont.		
Pitch: 3mm		
Pitch & Length Designation	Pitch Length (mm)	No. of Teeth
375-3MGT	375	125
384-3MGT	384	128
387-3MGT	387	129
390-3MGT	390	130
393-3MGT	393	131
399-3MGT	399	133
408-3MGT	408	136
414-3MGT	414	138
420-3MGT	420	140
426-3MGT	426	142
447-3MGT	447	149
450-3MGT	450	150
456-3MGT	456	152
474-3MGT	474	158
480-3MGT	480	160
483-3MGT	483	161
489-3MGT	489	163
495-3MGT	495	165
501-3MGT	501	167
504-3MGT	504	168
510-3MGT	510	170
513-3MGT	513	171
522-3MGT	522	174
537-3MGT	537	179
540-3MGT	540	180
552-3MGT	552	184
561-3MGT	561	187
564-3MGT	564	188
570-3MGT	570	190
582-3MGT	582	194
588-3MGT	588	196
600-3MGT	600	200
621-3MGT	621	207
630-3MGT	630	210
657-3MGT	657	219
684-3MGT	684	228
735-3MGT	735	245
750-3MGT	750	250
786-3MGT	786	262
840-3MGT	840	280
849-3MGT	849	283
897-3MGT	897	299
945-3MGT	945	315
1050-3MGT	1050	350
1080-3MGT	1080	360
1536-3MGT	1536	512
1587-3MGT	1587	529
1692-3MGT	1692	564
2061-3MGT	2061	687

Available in widths of
6mm (Code 06), 9mm (Code 09), and 15mm.

NOTE:
Not compatible with 3M HTD® sprockets.

POWERGRIP® GT3

5MGT		
Pitch: 5mm		
Pitch & Length Designation	Pitch Length (mm)	No. of Teeth
200-5MGT	200	40
225-5MGT	225	45
250-5MGT	250	50
265-5MGT	265	53
275-5MGT	275	55
280-5MGT	280	56
285-5MGT	285	57
300-5MGT	300	60
325-5MGT	325	65
330-5MGT	330	66
340-5MGT	340	68
350-5MGT	350	70
355-5MGT	355	71
360-5MGT	360	72
375-5MGT	375	75
400-5MGT	400	80
405-5MGT	405	81
410-5MGT	410	82
415-5MGT	415	83
425-5MGT	425	85
450-5MGT	450	90
460-5MGT	460	92
475-5MGT	475	95
490-5MGT	490	98
500-5MGT	500	100
510-5MGT	510	102
525-5MGT	525	105
530-5MGT	530	106
535-5MGT	535	107
540-5MGT	540	108
550-5MGT	550	110
565-5MGT	565	113
575-5MGT	575	115
580-5MGT	580	116
600-5MGT	600	120
625-5MGT	625	125
650-5MGT	650	130
665-5MGT	665	133
700-5MGT	700	140
750-5MGT	750	150
775-5MGT	775	155
800-5MGT	800	160
815-5MGT	815	163
850-5MGT	850	170
860-5MGT	860	172
900-5MGT	900	180
950-5MGT	950	190
980-5MGT	980	196
1000-5MGT	1000	200
1050-5MGT	1050	210
1150-5MGT	1150	230

5MGT Cont.		
Pitch: 5mm		
Pitch & Length Designation	Pitch Length (mm)	No. of Teeth
1270-5MGT	1270	254
1300-5MGT	1300	260
1450-5MGT	1450	290
1500-5MGT	1500	300
1600-5MGT	1600	320
1720-5MGT	1720	344
1755-5MGT	1755	351
1850-5MGT	1850	370
2100-5MGT	2100	420
2440-5MGT	2440	488

Available in widths of
9mm (Code 09), 15mm, and 25mm.

NOTE:
Not compatible with 5M HTD® sprockets.
Most 2MGT, 3MGT & 5MGT belts are not normally stocked in Australia.
Previous PowerGrip® GT2 belts were referenced differently to PowerGrip® GT3, 2MGT = 2MR, 3MGT = 3MR & 5MGT = 5MR

POWERGRIP® GT®2 TWIN POWER®

Rubber, modified curvilinear, tooth synchronous belt with fibreglass cords

Due to its double and directly opposite teeth, Twin Power® synchronous belts ensure high loading capacity on contra-rotating drives and ensure smooth running and high flexibility.

Gates Twin Power® GT2 belt has at least twice the power rating of Gates Twin Power® HTD® belts. It is characterised by extraordinary load-carrying power and high tooth jump resistance, thus ensuring a positive non-slip drive. In addition, it runs at very low noise.

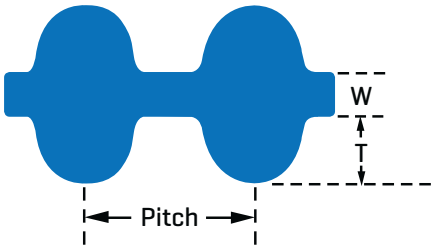

SECTIONS & NOMINAL DIMENSIONS:	Pitch (mm)	W (mm)	T (mm)
3MR	3	1.00	1.12
5MR	5	1.50	1.92
8MGT	8	2.00	3.40
14MGT	14	3.70	5.82

Construction

> GT® (Gates Tooth) modified curvilinear tooth profile.

> Neoprene body provide protection against grime, grease, oil and moisture.

> Fibreglass tensile cords.

> Tough nylon facing protects and reinforces the tooth surface.

Advantages

> Twin Power® can transmit up to 100% of its maximum rated load from either side of the belt; alternatively, it can transmit a load on both sides – provided the sum of the loads does not exceed the maximum capacity.

> Non-slip positive drive.

> Runs at low noise.

> Compact, light-weight, and cost effective drives.

> High tooth jump resistance.

> High efficiency positive drive.

> Maintenance free.

> No lubrication.

Temperature Range

-30°C to +100°C

POWERGRIP® GT2® TWIN POWER® ORDERING CODE IS COMPOSED AS FOLLOWS:	
TP4400-8MGT-55	
TP	- Twin Power®
4400	- Pitch length (mm)
8MGT	- Pitch 8mm
55	- Belt width (mm)
TP5MR-870-09	
TP	- Twin Power®
5MR	- Pitch 5mm
870	- Pitch length (mm)
09	- Belt width (mm)

POWERGRIP® GT®2 TWIN POWER®

TP3MR		
Pitch: 3mm		
Pitch & Length Designation	Pitch Length (mm)	No. of Teeth
TP3MR-381	381	127
TP3MR-396	396	132
TP3MR-399	399	133
TP3MR-405	405	135
TP3MR-411	411	137
TP3MR-420	420	140
TP3MR-426	426	142
TP3MR-432	432	144
TP3MR-435	435	145
TP3MR-447	447	149
TP3MR-465	465	155
TP3MR-468	468	156
TP3MR-471	471	157
TP3MR-474	474	158
TP3MR-480	480	160
TP3MR-486	486	162
TP3MR-489	489	163
TP3MR-492	492	164
TP3MR-501	501	167
TP3MR-510	510	170
TP3MR-513	513	171
TP3MR-519	519	173
TP3MR-525	525	175
TP3MR-528	528	176
TP3MR-531	531	177
TP3MR-537	537	179
TP3MR-552	552	184
TP3MR-558	558	186
TP3MR-564	564	188
TP3MR-570	570	190
TP3MR-576	576	192
TP3MR-585	585	195
TP3MR-591	591	197
TP3MR-597	597	199
TP3MR-600	600	200
TP3MR-606	606	202
TP3MR-609	609	203
TP3MR-612	612	204
TP3MR-627	627	209
TP3MR-633	633	211
TP3MR-639	639	213
TP3MR-645	645	215
TP3MR-648	648	216
TP3MR-654	654	218
TP3MR-657	657	219
TP3MR-663	663	221
TP3MR-669	669	223
TP3MR-684	684	228
TP3MR-687	687	229
TP3MR-696	696	232

TP3MR Cont.		
Pitch: 3mm		
Pitch & Length Designation	Pitch Length (mm)	No. of Teeth
TP3MR-711	711	237
TP3MR-735	735	245
TP3MR-738	738	246
TP3MR-750	750	250
TP3MR-753	753	251
TP3MR-786	786	262
TP3MR-795	795	265
TP3MR-822	822	274
TP3MR-837	837	279
TP3MR-840	840	280
TP3MR-843	843	281
TP3MR-873	873	291
TP3MR-882	882	294
TP3MR-891	891	297
TP3MR-900	900	300
TP3MR-915	915	305
TP3MR-945	945	315
TP3MR-951	951	317
TP3MR-981	981	327
TP3MR-1002	1002	334
TP3MR-1026	1026	342
TP3MR-1035	1035	345
TP3MR-1050	1050	350
TP3MR-1056	1056	352
TP3MR-1062	1062	354
TP3MR-1080	1080	360
TP3MR-1125	1125	375
TP3MR-1155	1155	385
TP3MR-1191	1191	397
TP3MR-1263	1263	421
TP3MR-1335	1335	445
TP3MR-1500	1500	500
TP3MR-1512	1512	504
TP3MR-1536	1536	512
TP3MR-1587	1587	529
TP3MR-1956	1956	652
TP3MR-2004	2004	668
TP3MR-2061	2061	687

Available in widths of
6mm (Code 06), 9mm (Code 09) and 15mm.

NOTE:
Not compatible with 3M HTD® sprockets.

POWERGRIP® GT®2 TWIN POWER®

TP5MR		
Pitch: 5mm		
Pitch & Length Designation	Pitch Length (mm)	No. of Teeth
TP5MR-400	400	80
TP5MR-425	425	85
TP5MR-450	450	90
TP5MR-500	500	100
TP5MR-535	535	107
TP5MR-565	565	113
TP5MR-575	575	115
TP5MR-580	580	116
TP5MR-600	600	120
TP5MR-625	625	125
TP5MR-650	650	130
TP5MR-700	700	140
TP5MR-710	710	142
TP5MR-740	740	148
TP5MR-745	745	149
TP5MR-750	750	150
TP5MR-765	765	153
TP5MR-790	790	158
TP5MR-800	800	160
TP5MR-815	815	163
TP5MR-830	830	166
TP5MR-835	835	167
TP5MR-850	850	170
TP5MR-870	870	174
TP5MR-890	890	178
TP5MR-900	900	180
TP5MR-925	925	185
TP5MR-950	950	190
TP5MR-975	975	195
TP5MR-985	985	197
TP5MR-1000	1000	200
TP5MR-1050	1050	210
TP5MR-1115	1115	223
TP5MR-1125	1125	225
TP5MR-1150	1150	230
TP5MR-1195	1195	239
TP5MR-1250	1250	250
TP5MR-1270	1270	254
TP5MR-1295	1295	259
TP5MR-1300	1300	260
TP5MR-1375	1375	275
TP5MR-1420	1420	284
TP5MR-1450	1450	290
TP5MR-1575	1575	315
TP5MR-1595	1595	319
TP5MR-1635	1635	327
TP5MR-1690	1690	338
TP5MR-1790	1790	358
TP5MR-1800	1800	360
TP5MR-1895	1895	379

TP5MR Cont.		
Pitch: 5mm		
Pitch & Length Designation	Pitch Length (mm)	No. of Teeth
TP5MR-1945	1945	389
TP5MR-2000	2000	400
TP5MR-2110	2110	422
TP5MR-2250	2250	450
TP5MR-2525	2525	505
TP5MR-2760	2760	552
TP5MR-3120	3120	624
TP5MR-3170	3170	634
TP5MR-3200	3200	640
TP5MR-3430	3430	686
TP5MR-3800	3800	760

Available in widths of
9mm (Code 09), 15mm and 25mm.

NOTE:
Not compatible with 5M HTD® sprockets.

POWERGRIP® GT®2 TWIN POWER®

TP8MGT		
Pitch: 8mm		
Pitch & Length Designation	Pitch Length (mm)	No. of Teeth
TP480-8MGT	480	60
TP560-8MGT	560	70
TP600-8MGT	600	75
TP640-8MGT	640	80
TP720-8MGT	720	90
TP800-8MGT	800	100
TP840-8MGT	840	105
TP880-8MGT	880	110
TP920-8MGT	920	115
TP960-8MGT	960	120
TP1040-8MGT	1040	130
TP1064-8MGT	1064	133
TP1120-8MGT	1120	140
TP1160-8MGT	1160	145
TP1200-8MGT	1200	150
TP1224-8MGT	1224	153
TP1280-8MGT	1280	160
TP1440-8MGT	1440	180
TP1512-8MGT	1512	189
TP1600-8MGT	1600	200
TP1760-8MGT	1760	220
TP1800-8MGT	1800	225
TP2000-8MGT	2000	250
TP2200-8MGT	2200	275
TP2400-8MGT	2400	300
TP2600-8MGT	2600	325
TP2800-8MGT	2800	350
TP3048-8MGT	3048	381
TP3280-8MGT	3280	410
TP3600-8MGT	3600	450
TP4400-8MGT	4400	550
TP4960-8MGT	4960	620

Available in widths of

20mm, 30mm, 50mm, 85mm.

NOTE:
Operates on standard 8M HTD® and 8MGT PowerGrip® GT® sprockets.

TP14MGT		
Pitch: 14mm		
Pitch & Length Designation	Pitch Length (mm)	No. of Teeth
TP966-14MGT	966	69
TP1190-14MGT	1190	85
TP1400-14MGT	1400	100
TP1610-14MGT	1610	115
TP1778-14MGT	1778	127
TP1890-14MGT	1890	135
TP2100-14MGT	2100	150
TP2310-14MGT	2310	165
TP2450-14MGT	2450	175
TP2590-14MGT	2590	185
TP2800-14MGT	2800	200
TP3150-14MGT	3150	225
TP3360-14MGT	3360	240
TP3500-14MGT	3500	250
TP3850-14MGT	3850	275
TP4326-14MGT	4326	309
TP4578-14MGT	4578	327
TP4956-14MGT	4956	354
TP5320-14MGT	5320	380
TP5740-14MGT	5740	410
TP6160-14MGT	6160	440
TP6860-14MGT	6860	490

Available in widths of

40mm, 55mm, 85mm, 115mm, 170mm.

NOTE:
Operates on standard 14M HTD® and 14MGT PowerGrip® GT® sprockets.

POWERGRIP® GTX

Premium, rubber, curvilinear tooth, synchronous belt with fibreglass cords

PowerGrip® GTX is the newest premium rubber synchronous belt in the Gates belt range. Available in 8M and 14M pitches, this belt is the optimum choice for high-performance, high-torque conditions and quiet operation. Whether it is for a new drive design or for a replacement, you can be confident in PowerGrip® GTX reliability.

This technically advanced belt covers the widest range of industrial drives used in paper and wood processing, printing machinery, compressors, machine tools, textile machinery, roller conveyors, air cooled heat exchangers, aggregates, food processing, packaging machinery.

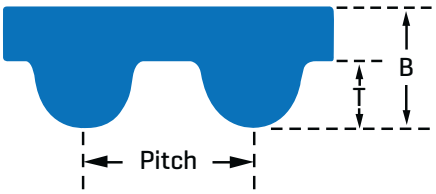

SECTIONS & NOMINAL DIMENSIONS:	Pitch (mm)	T (mm)	B (mm)
8MX	8	3.4	5.6
14MX	14	6.0	10.0

NOTE:
A combination of HTD® and GT® tooth profile belts make up the complete range.

Construction

> Neoprene body provide protection against grime, grease, oil and moisture.

> High-strength, low elongation tensile cords for extreme shock load resistance.

> Tough nylon facing protects and reinforces the tooth surface.

Advantages

> Up to 250% increased power ratings over HTD® drives.

> Up to 40% increased power ratings over PowerGrip® GT3.

> Static conductive to ISO 9563.

> Compact, light-weight, and cost effective drives.

> High tooth jump and tooth shear resistance.

> High efficiency positive drive.

> Quiet-running and maintenance free.

> Perfect fit on HTD® sprockets.

> Back idlers can be used.

Temperature Range

-30°C to +100°C

POWERGRIP® GTX ORDERING CODE IS COMPOSED AS FOLLOWS:	
384-8MX-20	
384	- Pitch length (mm)
8MX	- Pitch 8mm
20	- Belt width (mm)

8MX

Pitch: 8mm

Pitch & Length Designation	Pitch Length (mm)	No. of Teeth	Tooth Profile
264-8MX	264	33	HTD
320-8MX	320	40	HTD
376-8MX	376	47	HTD
384-8MX	384	48	GT
424-8MX	424	53	HTD
480-8MX	480	60	HTD
512-8MX	512	64	HTD
520-8MX	520	65	HTD
560-8MX	560	70	HTD
576-8MX	576	72	HTD
600-8MX	600	75	GT
608-8MX	608	76	HTD
624-8MX	624	78	HTD
640-8MX	640	80	HTD
656-8MX	656	82	HTD
720-8MX	720	90	HTD
760-8MX	760	95	HTD
776-8MX	776	97	HTD
800-8MX	800	100	GT
840-8MX	840	105	GT
856-8MX	856	107	HTD
880-8MX	880	110	GT
912-8MX	912	114	HTD
920-8MX	920	115	GT
960-8MX	960	120	GT
968-8MX	968	121	HTD
976-8MX	976	122	HTD
1000-8MX	1000	125	HTD
1040-8MX	1040	130	HTD
1064-8MX	1064	133	HTD
1080-8MX	1080	135	HTD
1120-8MX	1120	140	GT
1128-8MX	1128	141	HTD
1160-8MX	1160	145	HTD
1176-8MX	1176	147	HTD
1200-8MX	1200	150	GT
1216-8MX	1216	152	HTD
1224-8MX	1224	153	HTD
1256-8MX	1256	157	HTD
1264-8MX	1264	158	HTD
1280-8MX	1280	160	GT
1304-8MX	1304	163	HTD
1360-8MX	1360	170	HTD
1424-8MX	1424	178	HTD
1432-8MX	1432	179	HTD
1440-8MX	1440	180	GT
1512-8MX	1512	189	GT
1520-8MX	1520	190	HTD
1552-8MX	1552	194	HTD
1584-8MX	1584	198	GT
1600-8MX	1600	200	GT

8MX Cont.

Pitch: 8mm

Pitch & Length Designation	Pitch Length (mm)	No. of Teeth	Tooth Profile
1696-8MX	1696	212	HTD
1728-8MX	1728	216	HTD
1760-8MX	1760	220	GT
1800-8MX	1800	225	GT
1880-8MX	1880	235	HTD
1896-8MX	1896	237	HTD
1904-8MX	1904	238	HTD
2000-8MX	2000	250	HTD
2080-8MX	2080	260	HTD
2200-8MX	2200	275	HTD
2240-8MX	2240	280	HTD
2272-8MX	2272	284	HTD
2400-8MX	2400	300	HTD
2504-8MX	2504	313	HTD
2600-8MX	2600	325	HTD
2800-8MX	2800	350	HTD
3048-8MX	3048	381	GT
3280-8MX	3280	410	GT
3600-8MX	3600	450	GT
4400-8MX	4400	550	GT

Available in widths of
20mm, 30mm, 40mm, 50mm, 65mm, 85mm.

14MX

Pitch: 14mm

Pitch & Length Designation	Pitch Length (mm)	No. of Teeth	Tooth Profile
784-14MX	784	56	HTD
826-14MX	826	59	HTD
924-14MX	924	66	HTD
966-14MX	966	69	HTD
1092-14MX	1092	78	HTD
1190-14MX	1190	85	GT
1400-14MX	1400	100	GT
1610-14MX	1610	115	HTD
1750-14MX	1750	125	GT
1778-14MX	1778	127	GT
1890-14MX	1890	135	GT
2100-14MX	2100	150	GT
2310-14MX	2310	165	HTD
2450-14MX	2450	175	HTD
2590-14MX	2590	185	GT
2800-14MX	2800	200	GT
3150-14MX	3150	225	GT
3500-14MX	3500	250	HTD
3850-14MX	3850	275	GT
4004-14MX	4004	286	HTD
4326-14MX	4326	309	GT
4578-14MX	4578	327	HTD

Available in widths of
20mm, 40mm, 55mm, 85mm, 115mm, 170mm.

POLY CHAIN® GT® CARBON™ - 8MGT SHORT LENGTH

Polyurethane synchronous belt with carbon fibre cords

The new Poly Chain® GT® Carbon™ belt construction utilises a polyurethane body combined with carbon fibre tensile cords for increased capacity and performance.

These short length versions are suitable for all industrial markets requiring a short centre distance but high-density power. They are particularly suited for replacing roller chain on roll-to-roll conveyors.

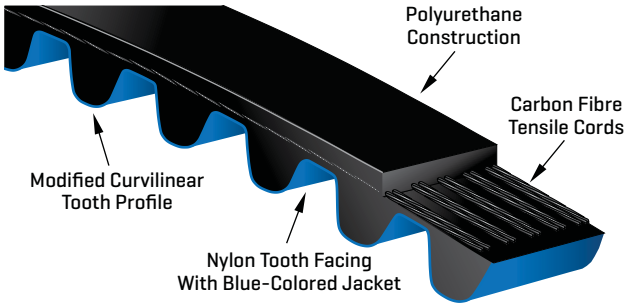

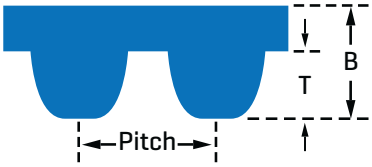

POLY CHAIN® GT® CARBON™ PITCH SIZES:			
	Pitch (mm)	T (mm)	B (mm)
8MGT	8	3.4	5.9

POLY CHAIN® GT® CARBON™ - 8MGT SHORT LENGTH

8MGT		
Pitch: 8mm		
Pitch & Length Designation	Pitch Length (mm)	No. of Teeth
8MGT-248	248	32
8MGT-288	288	36
8MGT-352	352	44
8MGT-416	416	52
8MGT-456	456	57
8MGT-480	480	60
8MGT-544	544	68
8MGT-608	608	76

Available in widths of
11.2mm, 12mm, 21mm, and 36mm.

NOTE:
Other widths available on request (minimum order quantities may apply).

Construction

> Teeth and body are made of a lightweight polyurethane compound, specially blended for adhesion to the cords and fabric.

> The carbon fibre tensile cords provide extraordinary power carrying capacity.

> Flex fatigue life of carbon is exceptional, and its high impact strength withstands shocks and surge loading.

Advantages

> Maintenance free.

> Cut maintenance and downtime.

> Carbon cords easily handle shock loads.

> No lubrication required.

> Inert to most acids, chemicals and water.

> No need for constant re-tensioning.

Temperature Range

-54°C to + 85°C

POLY CHAIN® GT® CARBON™ ORDERING CODE IS COMPOSED AS FOLLOWS:	
8MGT-352-12	
8MGT	- Pitch 8mm
352	- Pitch length (mm)
12	- Belt width (mm)

POLY CHAIN® GT® CARBON™ - 5MGT

Polyurethane synchronous belt with carbon fibre cords

Gates Poly Chain® GT® Carbon™ – 5MGT uses the original construction which is designed for optimum performance on high torque, low speed drives. Poly Chain® GT® Carbon™ – 5MGT belts are ideally suited for use in machine tool, roller chain, small conveyors and compact drives where space is a problem.

5MGT Poly Chain® GT® belts are now available in Gates Carbon construction. This new construction provides the highest capacity and accuracy combination possible in a compact drive.

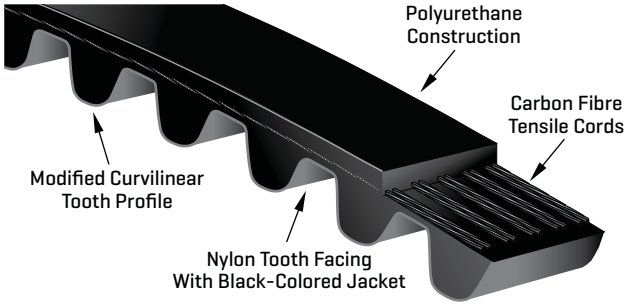

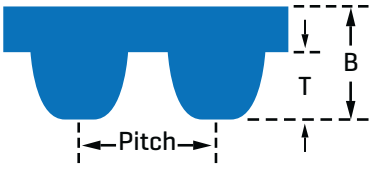

POLY CHAIN® GT® CARBON™ PITCH SIZES:	Pitch (mm)	T (mm)	B (mm)
5MGT	5	1.93	3.81

Construction

> Teeth and body are made of a lightweight polyurethane compound, specially blended for adhesion to the cords and fabric.

> The carbon fibre tensile cords provide extraordinary power carrying capacity.

> Flex fatigue life of carbon is exceptional, and its high impact strength withstands shocks and surge loading.

Advantages

> Substantially increased power ratings.

> High efficiency and accuracy positive drive.

> Maintenance free.

> Cut maintenance and downtime.

> Carbon cords easily handle shock loads.

> No lubrication required.

> Inert to most acids, chemicals and water.

> No need for constant re-tensioning.

Temperature Range

-54°C to + 85°C

POLY CHAIN® GT® CARBON™ ORDERING CODE IS COMPOSED AS FOLLOWS:	
5MGT-375-25	
5MGT	- Pitch 5mm
375	- Pitch length (mm)
25	- Belt width (mm)

POLY CHAIN GT CARBON - 5MGT

5MGT		
Pitch: 5mm		
Pitch & Length Designation	**Pitch Length (mm)**	**No. of Teeth**
5MGT-300	300	60
5MGT-375	375	75
5MGT-425	425	85
5MGT-535	535	107
5MGT-600	600	120
5MGT-815	815	163

Available in widths of
9mm (Code 09), 15mm and 25mm.

For 5MGT sprocket range refer to page 156.

LONG LENGTH (LINEAR)

Open-end synchronous belt

Long Length belting is a special alternative to the timing chain for reverse positioning drives.

Open-end synchronous belting is suitable for linear movements (automated doors, automated warehouse conveyors and elevators), accurate positioning (machine tools, x-y coordinate machines) and reversal drives (computers, printers and office equipment).

Gates Long Length belting is available in various sizes, constructions and tooth designs to cover a wide range of loads, speeds and applications.

Construction

Poly Chain® GT® Carbon™ 8MGT and 14MGT pitches

> Carbon fibre tensile cord.

> Polyurethane teeth and backing.

> Fabric reinforced teeth.

PowerGrip® GT® 3MR, 5MR and 8MR pitches
PowerGrip® HTD® 3M, 5M, 8M and 14M pitches
PowerGrip® XL, L and H pitches

> Fibreglass or steel tensile cords.

> Rubber teeth and backing.

> Nylon tooth facing.

Advantages

> High positioning accuracy, making the belt ideally suited for applications with repetitive movements.

> High power transmission due to the use of sophisticated materials and tooth profiles.

> Positive power transmission with low axial load.

> Length stability due to the use of high modulus tensile members.

> Easy to attach with clamping fixtures.

> Low maintenance.

> No environmental pollution due to lubricants.

Temperature Range

Poly Chain® GT® Carbon™: -54°C to + 85°C

PowerGrip® (Rubber): -30°C to + 100°C

MECTRIC PITCH LONG LENGTH BELTING ORDERING CODE IS COMPOSED AS FOLLOWS:	
LL8M30ST	
LL	- Long Length Belting
8M	- Pitch 8mm
30	- Belt width (mm)
ST	- Steel cords (optional)

IMPERIAL PITCH LONG LENGTH BELTING ORDERING CODE IS COMPOSED AS FOLLOWS:	
LL100HST	
LL	- Long Length Belting
100	- Belt width 1.00" (25.4mm)
H	- Pitch 1/2" (12.7mm)
ST	- Steel cords (optional)

POLY CHAIN® GT® CARBON™

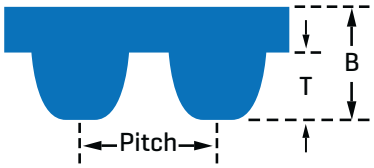

Sectional & Nominal Dimensions	Pitch (mm)	T (mm)	B (mm)	Length on Roll (m)	Widths (mm) Carbon
8MGT	8	3.40	5.90	30	12, 21 ,36
14MGT	14	6.00	10.20	30	20, 37

NOTE:
Other lengths and widths available on request.
Minimum length possible is 15.24mtrs (50ft)

POWERGRIP® GT®

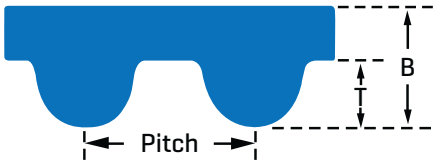

Sectional & Nominal Dimensions	Pitch (mm)	T (mm)	B (mm)	Length on Roll (m)	Widths (mm)	
					Fibreglass	Steel
2MR	2	0.71	1.52	15.24	4, 6, 9	
3MR	3	1.12	2.41	30	6, 9, 15	
5MR	5	1.92	3.81	30	6, 10, 15, 25	6, 10, 15, 25
8MR	8	3.34	5.60	30	10, 15, 20, 30, 50, 85	10, 15, 20, 30, 50

NOTE:
Other lengths and widths available on request.

POWERGRIP® HTD®

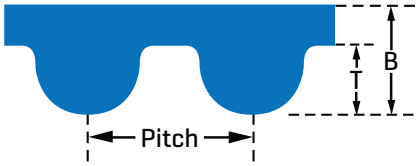

Sectional & Nominal Dimensions	Pitch (mm)	T (mm)	B (mm)	Length on Roll (m)	Widths (mm)	
					Fibreglass	Steel
3M	3	1.10	2.40	30	6, 9, 15	
5M	5	2.10	3.80	30	6, 10, 15, 25	6, 10, 15, 25
8M	8	3.40	6.00	30	10, 15, 20, 30, 50, 85	10, 15, 20, 30, 50, 85
14M	14	6.00	10.00	30	25, 40, 55, 85, 115	25, 40, 55, 85, 115

NOTE:
Other lengths and widths available on request.

POWERGRIP®

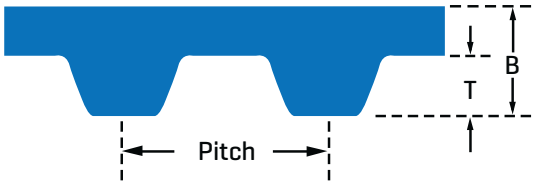

Sectional & Nominal Dimensions	Pitch (inch)	Pitch (mm)	T (mm)	B (mm)	Length on Roll (m)	Widths (1/100 inch)	
						Fibreglass	Steel
MXL	2/25	2.032	0.51	1.14	15.24	025, 037, 050	
XL	1/5	5.080	1.27	2.30	30	025, 031, 037, 050	
L	3/8	9.525	1.91	3.60	30	037, 050, 075, 100	
H	1/2	12.700	2.29	4.30	30	050, 075, 100, 150, 200, 300	050, 075, 100, 150, 200, 300

NOTE:
Other lengths and widths available on request.

SYNCHRO-POWER®

Polyurethane truly endless synchronous belt

Gates Synchro-Power® polyurethane belts offer an optimal price/quality ratio. They provide maximum power transmission combined with perfect tooth meshing with tight and accurate tolerances.

Gates Synchro-Power® is an ideal solution for applications in office machines, paper industry, mixers, domestic appliances, textile machines, compressors, film projectors, sewing machines and toys.

NOTE:
Gates Synchro-Power® belts are available made to order with Aramid tensile cords.

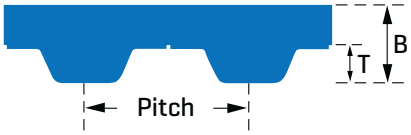

SECTIONAL & NOMINAL DIMENSIONS	Pitch (mm)	T (mm)	B (mm)
T2.5	2.5	0.7	1.3
T5	5	1.2	2.2
T10	10	2.5	4.5

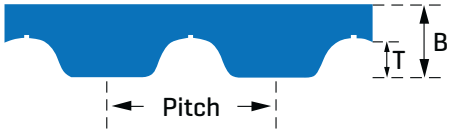

SECTIONAL & NOMINAL DIMENSIONS	Pitch (mm)	T (mm)	B (mm)
AT5	5	1.2	2.7
AT10	10	2.5	4.5

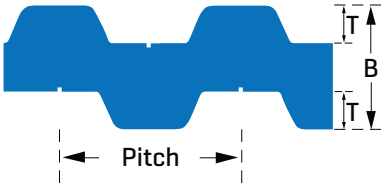

SECTIONAL & NOMINAL DIMENSIONS	Pitch (mm)	T (mm)	B (mm)
DT5	5	1.2	3.4
DT10	10	2.5	4.5

SYNCHRO-POWER® ORDERING CODE IS COMPOSED AS FOLLOWS:	
T5-525-25	
T5	- Pitch 5mm
525	- Pitch length (mm)
25	- Belt width (mm)

Construction

> Tough and flexible polyurethane compound of consistent quality.

> Steel tensile cords.

> Cast, truly endless construction (no joins).

Advantages

> High efficiency up to 98%.

> Wide range of tooth profiles to meet innumerable application requirements.

> Minimum elongation.

> Length stability due to steel tensile cords.

> Resistant to ozone, petroleum, oil and grease.

> Abrasion, chemical and wear resistant for extended life.

Temperature Range

-30°C to + 80°C

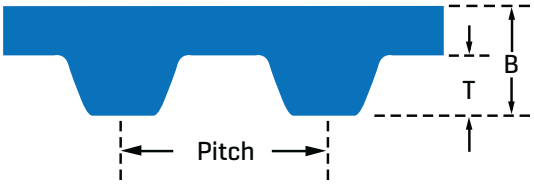

SECTIONAL & NOMINAL DIMENSIONS	Pitch (inch)	T (mm)	B (mm)
MXL	0.08 (2.032mm)	0.51	1.20
XL	1/5 (5.080mm)	1.25	2.25
L	3/8 (9.525mm)	1.91	3.60
H	1/2 (12.7mm)	2.29	4.30

SYNCHRO-POWER® ORDERING CODE IS COMPOSED AS FOLLOWS:	
PU140XL300	
PU	- Polyurethane
140	- Pitch length (1/10 inch), 1/100 for (MXL)
XL	- Pitch 1/5" (5.08mm)
300	- Belt width (mm) (cut belts referenced in Inch, eg. 050 for 1/2")



SYNCHRO-POWER®

T5			
Pitch: 5mm			
Pitch & Length Designation	Pitch Length (mm)	No. of Teeth	Sleeve Width (mm)
T5-120	120	24	240
T5-150	150	30	240
T5-165	165	33	240
T5-180	180	36	300
T5-185	185	37	300
T5-200	200	40	300
T5-210	210	42	300
T5-215	215	43	300
T5-220	220	44	300
T5-225	225	45	300
T5-245	245	49	300
T5-250	250	50	300
T5-255	255	51	300
T5-260	260	52	300
T5-270	270	54	300
T5-275	275	55	300
T5-280	280	56	300
T5-295	295	59	300
T5-300	300	60	300
T5-305	305	61	300
T5-320	320	64	200
T5-325	325	65	380
T5-330	330	66	300
T5-340	340	68	300
T5-350	350	70	300
T5-355	355	71	300
T5-360	360	72	300
T5-365	365	73	300
T5-375	375	75	300
T5-390	390	78	300
T5-400	400	80	300
T5-410	410	82	300
T5-420	420	84	300
T5-425	425	85	300
T5-430	430	86	380
T5-440	440	88	300
T5-445	445	89	300
T5-450	450	90	300
T5-455	455	91	300
T5-460	460	92	300
T5-475	475	95	300
T5-480	480	96	300
T5-500	500	100	300
T5-510	510	102	300
T5-515	515	103	300
T5-525	525	105	300
T5-545	545	109	300
T5-550	550	110	300
T5-560	560	112	300
T5-575	575	115	300

T5 Cont.			
Pitch: 5mm			
Pitch & Length Designation	Pitch Length (mm)	No. of Teeth	Sleeve Width (mm)
T5-590	590	118	300
T5-600	600	120	300
T5-610	610	122	300
T5-620	620	124	300
T5-625	625	125	380
T5-630	630	126	300
T5-640	640	128	300
T5-650	650	130	300
T5-660	660	132	300
T5-675	675	135	300
T5-690	690	138	300
T5-700	700	140	300
T5-720	720	144	300
T5-725	725	145	300
T5-750	750	150	300
T5-765	765	153	300
T5-780	780	156	300
T5-800	800	160	300
T5-815	815	163	300
T5-830	830	166	300
T5-840	840	168	300
T5-850	850	170	300
T5-860	860	172	300
T5-885	885	177	300
T5-900	900	180	300
T5-920	920	184	300
T5-940	940	188	300
T5-990	990	198	300
T5-1000	1000	200	380
T5-1075	1075	215	300
T5-1100	1100	220	300
T5-1115	1115	223	400
T5-1140	1140	228	400
T5-1160	1160	232	300
T5-1200	1200	240	300
T5-1215	1215	243	300
T5-1275	1275	255	300
T5-1280	1280	256	300
T5-1315	1315	263	380
T5-1350	1350	270	380
T5-1355	1355	271	300
T5-1380	1380	276	380
T5-1440	1440	288	380
T5-1470	1470	294	300
T5-1500	1500	300	300
T5-1580	1580	316	300
T5-1955	1955	391	300

Cut belts available in standard widths of ***4mm, 6mm, 8mm, 10mm, 12mm, 16mm, 20mm, 25mm, 32mm, 50mm, 75mm and 100mm.***

T10			
Pitch: 10mm			
Pitch & Length Designation	Pitch Length (mm)	No. of Teeth	Sleeve Width (mm)
T10-260	260	26	300
T10-320	320	32	300
T10-320	320	32	300
T10-340	340	34	300
T10-350	350	35	300
T10-370	370	37	380
T10-390	390	39	300
T10-400	400	40	380
T10-410	410	41	380
T10-440	440	44	380
T10-450	450	45	380
T10-480	480	48	300
T10-500	500	50	380
T10-530	530	53	380
T10-550	550	55	380
T10-560	560	56	380
T10-600	600	60	380
T10-610	610	61	380
T10-630	630	63	380
T10-650	650	65	380
T10-660	660	66	380
T10-680	680	68	300
T10-690	690	69	380
T10-700	700	70	380
T10-720	720	72	380
T10-730	730	73	300
T10-750	750	75	380
T10-780	780	78	380
T10-800	800	80	380
T10-810	810	81	380
T10-840	840	84	380
T10-850	850	85	380
T10-880	880	88	380
T10-890	890	89	380
T10-900	900	90	380
T10-910	910	91	380
T10-920	920	92	380
T10-950	950	95	380
T10-960	960	96	380
T10-970	970	97	380
T10-980	980	98	380
T10-1000	1000	100	380
T10-1010	1010	101	380
T10-1050	1050	105	380
T10-1080	1080	108	380
T10-1100	1100	110	380
T10-1110	1110	111	380
T10-1140	1140	114	380
T10-1150	1150	115	380
T10-1200	1200	120	380

T10 Cont.

Pitch: 10mm

Pitch & Length Designation	Pitch Length (mm)	No. of Teeth	Sleeve Width (mm)
T10-1210	1210	121	380
T10-1240	1240	124	380
T10-1250	1250	125	380
T10-1300	1300	130	380
T10-1320	1320	132	380
T10-1350	1350	135	380
T10-1390	1390	139	380
T10-1400	1400	140	380
T10-1420	1420	142	380
T10-1440	1440	144	380
T10-1450	1450	145	380
T10-1460	1460	146	380
T10-1500	1500	150	380
T10-1560	1560	156	380
T10-1600	1600	160	200
T10-1610	1610	161	200
T10-1700	1700	170	200
T10-1750	1750	175	200
T10-1780	1780	178	200
T10-1800	1800	180	200
T10-1880	1880	188	200
T10-1960	1960	196	200
T10-2250	2250	225	200

Cut belts available in standard widths of ***6mm, 8mm, 10mm, 12mm, 16mm, 20mm, 25mm, 32mm, 50mm, 75mm and 100mm.***

AT5

Pitch: 5mm

Pitch & Length Designation	Pitch Length (mm)	No. of Teeth	Sleeve Width (mm)
AT5-225	225	45	300
AT5-255	255	51	300
AT5-275	275	55	300
AT5-280	280	56	300
AT5-300	300	60	300
AT5-330	330	66	300
AT5-340	340	68	300
AT5-375	375	75	300
AT5-390	390	78	300
AT5-420	420	84	300
AT5-450	450	90	300
AT5-455	455	91	300
AT5-480	480	96	300
AT5-500	500	100	300
AT5-525	525	105	300
AT5-545	545	109	300
AT5-600	600	120	300
AT5-610	610	122	300
AT5-630	630	126	300
AT5-660	660	132	300
AT5-670	670	134	300
AT5-710	710	142	300
AT5-720	720	144	300
AT5-750	750	150	300
AT5-780	780	156	300
AT5-825	825	165	300
AT5-860	860	172	300
AT5-975	975	195	300
AT5-1050	1050	210	300
AT5-1125	1125	225	300
AT5-1500	1500	300	300
AT5-2000	2000	400	300

Cut belts available in standard widths of ***4mm, 6mm, 8mm, 10mm, 12mm, 16mm, 20mm, 25mm, 32mm, 50mm, 75mm and 100mm.***

AT10

Pitch: 10mm

Pitch & Length Designation	Pitch Length (mm)	No. of Teeth	Sleeve Width (mm)
AT10-370	370	37	300
AT10-500	500	50	300
AT10-530	530	53	400
AT10-560	560	56	300
AT10-580	580	58	300
AT10-600	600	60	300
AT10-610	610	61	300
AT10-630	630	63	300
AT10-660	660	66	300
AT10-700	700	70	300
AT10-730	730	73	300
AT10-780	780	78	300
AT10-800	800	80	300
AT10-810	810	81	300
AT10-840	840	84	300
AT10-880	880	88	300
AT10-890	890	89	300
AT10-920	920	92	300
AT10-960	960	96	300
AT10-980	980	98	300
AT10-1000	1000	100	300
AT10-1010	1010	101	300
AT10-1050	1050	105	300
AT10-1080	1080	108	300
AT10-1100	1100	110	300
AT10-1150	1150	115	300
AT10-1190	1190	119	300
AT10-1200	1200	120	300
AT10-1210	1210	121	300
AT10-1220	1220	122	300
AT10-1230	1230	123	300
AT10-1240	1240	124	300
AT10-1250	1250	125	300
AT10-1280	1280	128	300
AT10-1300	1300	130	300
AT10-1320	1320	132	300
AT10-1350	1350	135	300
AT10-1360	1360	136	300
AT10-1400	1400	140	300
AT10-1420	1420	142	300
AT10-1480	1480	148	300
AT10-1500	1500	150	300
AT10-1600	1600	160	300
AT10-1630	1630	163	300
AT10-1700	1700	170	300
AT10-1720	1720	172	300
AT10-1800	1800	180	300
AT10-1860	1860	186	300
AT10-1940	1940	194	300

Cut belts available in standard widths of ***6mm, 8mm, 10mm, 12mm, 16mm, 20mm, 25mm, 32mm, 50mm, 75mm and 100mm.***

SYNCHRO-POWER®

T2.5			
Pitch: 2.5mm			
Pitch & Length Designation	Pitch Length (mm)	No. of Teeth	Sleeve Width (mm)
T2.5-120	120	48	240
T2.5-145	145	58	240
T2.5-160	160	64	300
T2.5-177.5	177.5	71	300
T2.5-180	180	72	300
T2.5-182.5	182.5	73	300
T2.5-200	200	80	300
T2.5-210	210	84	300
T2.5-230	230	92	300
T2.5-245	245	98	300
T2.5-265	265	106	300
T2.5-277.5	277.5	111	300
T2.5-285	285	114	300
T2.5-290	290	116	300
T2.5-305	305	122	300
T2.5-317.5	317.5	127	300
T2.5-330	330	132	300
T2.5-342.5	342.5	137	300
T2.5-380	380	152	300
T2.5-420	420	168	300
T2.5-480	480	192	300
T2.5-500	500	200	300
T2.5-540	540	216	300
T2.5-600	600	240	300
T2.5-620	620	248	300
T2.5-650	650	260	300
T2.5-680	680	272	300
T2.5-700	700	280	300
T2.5-780	780	312	300
T2.5-880	880	352	300
T2.5-915	915	366	300
T2.5-950	950	380	300
T2.5-1185	1185	474	300

Cut belts available in standard widths of ***4mm, 6mm, 8mm, 10mm, 12mm, 16mm, 20mm, 25mm, 32mm, 50mm, 75mm and 100mm.***

DT5			
Pitch: 5mm			
Pitch & Length Designation	Pitch Length (mm)	No. of Teeth	Sleeve Width (mm)
DT5-300	300	60	200
DT5-400	400	80	380
DT5-410	410	82	380
DT5-450	450	90	380
DT5-460	460	92	380
DT5-480	480	96	380
DT5-500	500	100	380
DT5-515	515	103	380
DT5-525	525	105	300
DT5-550	550	110	300
DT5-590	590	118	380
DT5-600	600	120	380
DT5-620	620	124	380
DT5-650	650	130	380
DT5-685	685	137	300
DT5-700	700	140	380
DT5-750	750	150	380
DT5-815	815	163	380
DT5-840	840	168	300
DT5-860	860	172	300
DT5-900	900	180	380
DT5-940	940	188	380
DT5-1100	1100	220	380

Cut belts available in standard widths of ***4mm, 6mm, 8mm, 10mm, 12mm, 16mm, 20mm, 25mm, 32mm, 50mm, 75mm and 100mm.***

DT10			
Pitch: 10mm			
Pitch & Length Designation	Pitch Length (mm)	No. of Teeth	Sleeve Width (mm)
DT10-260	260	26	300
DT10-530	530	53	300
DT10-600	600	60	380
DT10-630	630	63	380
DT10-660	660	66	380
DT10-700	700	70	380
DT10-720	720	72	300
DT10-750	750	75	380
DT10-800	800	80	380
DT10-840	840	84	380
DT10-900	900	90	380
DT10-920	920	92	300
DT10-980	980	98	380
DT10-1000	1000	100	380
DT10-1100	1100	110	380
DT10-1200	1200	120	380
DT10-1210	1210	121	380
DT10-1240	1240	124	300
DT10-1250	1250	125	300
DT10-1300	1300	130	380
DT10-1320	1320	132	380
DT10-1350	1350	135	300
DT10-1420	1420	142	380
DT10-1600	1600	160	200
DT10-1610	1610	161	200
DT10-1700	1700	170	200
DT10-1880	1880	188	200

Cut belts available in standard widths of ***6mm, 8mm, 10mm, 12mm, 16mm, 20mm, 25mm, 32mm, 50mm, 75mm and 100mm.***

MXL

Pitch: 2/25" (2.032mm)

Pitch & Length Designation	Pitch Length (mm)	No. of Teeth	Sleeve Width (mm)
PU440MXL	111.7	55	100
PU456MXL	115.8	57	100
PU480MXL	121.9	60	120
PU560MXL	142.2	70	100
PU576MXL	146.3	72	270
PU600MXL	152.4	75	120
PU608MXL	154.4	76	100
PU632MXL	160.5	79	100
PU640MXL	162.5	80	300
PU656MXL	166.6	82	300
PU704MXL	178.8	88	300
PU728MXL	184.9	91	300
PU736MXL;	186.9	92	300
PU768MXL	195.1	96	300
PU808MXL	205.2	101	300
PU816MXL	207.2	102	300
PU824MXL	209.2	103	300
PU840MXL	213.4	105	300
PU880MXL	223.5	110	300
PU912MXL	231.6	114	300
PU944MXL	239.8	118	300
PU960MXL	243.8	120	300
PU1040MXL	264.1	130	300
PU1056MXL	268.2	132	300
PU1080MXL	274.3	135	300
PU1120MXL	284.4	140	300
PU1160MXL	294.6	145	300
PU1200MXL	304.8	150	300
PU1240MXL	314.9	155	300
PU1400MXL	355.6	175	300
PU1520MXL	386.1	190	300
PU1600MXL	406.4	200	300
PU1768MXL	449.1	221	300
PU2048MXL	520.1	256	300
PU2240MXL	568.9	280	300
PU2280MXL	579.1	285	300
PU2464MXL	625.8	308	300
PU2656MXL	674.6	332	300
PU2816MXL	715.2	352	300
PU2880MXL	731.5	360	300
PU3160MXL	802.6	395	300
PU3240MXL	822.9	405	300
PU3296MXL	837.1	412	300
PU3456MXL	877.8	432	300
PU3632MXL	922.5	454	300
PU3880MXL	985.5	485	300

Cut belts available in any width up to the Sleeve Width. Minimum order quantities may apply.

XL

Pitch: 1/5" (5.08mm)

Pitch & Length Designation	Pitch Length (mm)	No. of Teeth	Sleeve Width (mm)
PU60XL	152.4	30	300
PU70XL	177.8	35	300
PU76XL	193.0	38	300
PU80XL	203.2	40	300
PU90XL	228.6	45	300
PU96XL	243.8	48	300
PU100XL	254.0	50	300
PU106XL	269.2	53	300
PU110XL	279.4	55	300
PU120XL	304.8	60	300
PU130XL	330.2	65	300
PU134XL	340.4	67	300
PU140XL	355.6	70	300
PU150XL	381.0	75	300
PU160XL	406.4	80	300
PU170XL	431.8	85	300
PU180XL	457.2	90	300
PU190XL	482.6	95	300
PU194XL	492.7	97	300
PU200XL	508.0	100	300
PU210XL	533.4	105	300
PU220XL	558.8	110	300
PU230XL	584.2	115	300
PU240XL	609.6	120	300
PU250XL	635.0	125	300
PU260XL	660.4	130	300
PU270XL	685.8	135	300
PU288XL	731.5	144	300
PU290XL	736.6	145	300
PU300XL	762.0	150	300
PU356XL	904.2	178	300
PU414XL	1051.2	207	300
PU450XL	1143.0	225	300
PU566XL	1437.6	283	300

Cut belts available in any width up to the Sleeve Width. Minimum order quantities may apply.

L

Pitch: 3/8" (9.525mm)

Pitch & Length Designation	Pitch Length (mm)	No. of Teeth	Sleeve Width (mm)
PU86L	218.6	23	300
PU124L	314.3	33	300
PU150L	381.0	40	300
PU173L	439.4	46	300
PU187L	476.2	50	300
PU202L	514.4	54	300
PU210L	533.4	56	300
PU225L	571.5	60	300
PU240L	609.6	64	300
PU255L	647.7	68	300
PU270L	685.8	72	300
PU285L	723.9	76	300
PU300L	762.0	80	300
PU322L	819.5	86	300
PU345L	876.3	92	300
PU367L	933.4	98	300
PU390L	990.6	104	300
PU420L	1066.8	112	300
PU450L	1143.0	120	300
PU480L	1219.2	128	300
PU510L	1295.4	136	300
PU540L	1371.6	144	300
PU570L	1447.8	152	300
PU600L	1524.0	160	300

Cut belts available in any width up to the Sleeve Width. Minimum order quantities may apply.

H

Pitch: 1/2" (12.7mm)

Pitch & Length Designation	Pitch Length (mm)	No. of Teeth	Sleeve Width (mm)
PU230H	584.2	46	300
PU240H	609.6	54	300
PU270H	685.8	54	300
PU300H	762.0	60	300
PU330H	838.2	66	300
PU360H	914.4	72	300
PU390H	990.6	78	300
PU420H	1066.8	84	300
PU450H	1143.0	90	300
PU480H	1219.2	96	300
PU510H	1295.4	102	300

Cut belts available in any width up to the Sleeve Width. Minimum order quantities may apply.

URETHANE LONG LENGTH (LINEAR)

Polyurethane, open-ended synchronous belt

Linear timing belts provide the greatest degree of flexibility for synchronous conveying and linear positioning applications.

Gates Mectrol manufactures linear timing belts in a variety of tooth pitch, length and material combinations. This offering provides a wide range of possible configurations for your application.

Linear lengths are available in two styles - welded endless and open ended. Welded endless belts are ideal for low torque conveying applications and can be made to just about any required length. Open ended belts are typically used for motion control applications.

IMPERIAL PITCH BELTING ORDERING CODE IS COMPOSED AS FOLLOWS:	
ULL100HKNT	
U	- Urethane
LL	- Long Length
100	- Belt width (1/100 inch)
H	- Pitch (1/2 inch)
K	- Kevlar (optional)
NT	- Nylon teeth covering (optional)

T & AT PITCH BELTING ORDERING CODE IS COMPOSED AS FOLLOWS:	
LL50T10FDA	
LL	- Long Length
50	- Belt width (mm)
T10	- Pitch T10 (10mm)
FDA	- Food grade (optional)

HTD & STD PROFILE BELTING ORDERING CODE IS COMPOSED AS FOLLOWS:	
ULL14M55	
U	- Urethane
LL	- Long Length
14M	- Pitch 14mm
55	- Belt width (mm)

CUSTOM BELTING CORD & BACKING OPTION:	
NT	- Nylon fabric on teeth
NB	- Nylon fabric on back
NTB	- Nylon fabric on teeth and back
K	- Kevlar® tensile cords
HB	- Heavy backing
FDA	- Food grade urethane

Construction

> Very high tensile strength and stiffness

> Parallel cord construction

- No cords exposed at belt edges
- Better tracking
- Uniform tensioning

> Tough polyurethane construction

> Steel or Kevlar® tensile cords.

> Choice of polymers including FDA/USDA grades.

> Nylon back and tooth surface options available for quieter operation and reduced friction.

> Various molded profiles and backing materials available.

Advantages

> High precision positioning or index.

> Synchronous conveying.

> High acceleration, deceleration or continuous high running speeds.

> Multiple belt, common shaft conveying.

> Customised belts to meet any application need.

> Wide range of tooth pitches to meet your application requirements.

> Resistant to ozone, petroleum, oil and grease.

> Abrasion, chemical and wear resistant for extended life.

> No environmental pollution due to lubricants.

Temperature Range

-30°C to + 70°C

Belt Pitch	TENSILE CORD							POLYURETHANE				FABRIC BACKINGS					
	Steel-Standard	Steel-High Flexible (HF)	Steel-Reinforced (RSL)	Steel-Reinforced High Flexible (RHF)	Stainless Steel-(NIRO)	Aramid-(KV)	Aramid-Reinforced (RKV)	R1-92 Shore A	R2-85 Shore A	R4-94 Shore A / Antistatic	FDA-Approval	ECO Fabric - Antistatic	NT-Polyamide Fabric onTooth Side	NB-Polyamide Fabric on Back	NTB-Polyamide Fabric on both Sides	ATB-Antistatic Fabric both Sides	Heavy (High) Back
METRIC PITCH																	
T5	●					●		●	●	●	●	●	●	●	●	●	●
T10	●	●				●		●	●	●	●	●	●	●	●	●	●
T20	●	●			●	●		●	●	●	●	●	●	●	●	●	
AT5	●					●		●	●	●	●	●	●	●	●	●	
ATL5			●					●	●				●	●	●	●	
AT10	●	●			●	●		●	●	●	●	●	●	●	●	●	●
ATL10			●	●			●	●	●	●	●	●	●	●	●	●	
AT20	●					●		●	●	●	●	●	●	●	●	●	
ATL20			●					●	●	●		●	●	●	●	●	
5M	●					●		●	●	●	●		●	●	●	●	
8M	●	●			●	●		●	●	●	●		●	●	●	●	
8LM			●	●			●	●	●	●	●		●	●	●	●	
14M	●	●					●	●	●	●	●		●	●	●	●	
14LM			●					●	●	●			●	●	●	●	
STD5	●					●		●	●		●						
STD8	●	●			●	●		●	●	●	●						
IMPERIAL PITCH																	
XL	●					●		●	●	●	●	●	●	●	●	●	
L	●					●		●	●		●		●	●	●		
H	●	●				●		●	●	●	●	●	●	●	●	●	●
XH	●					●		●	●		●		●	●	●		
SELF-TRACKING																	
T5V	●					●		●	●	●	●		●	●	●	●	
AT5V	●					●		●	●					●			
ATL5V	●							●	●					●			
T10VS	●					●		●	●		●			●			
T10VS	●					●		●	●		●			●			
AT10V	●	●			●	●		●	●	●	●		●	●	●	●	
HV	●					●		●	●		●			●			

● Standard ● On Request

Synchronous Belts

IMPERIAL PITCH URETHANE LONG LENGTH BELTS

XL .200" Pitch

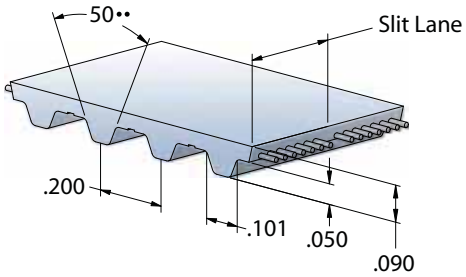

L .375" Pitch

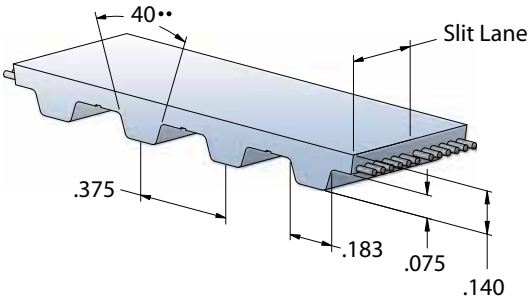

H, H-HF .500" Pitch
WH .500" Pitch - from 6" TO 18" wide

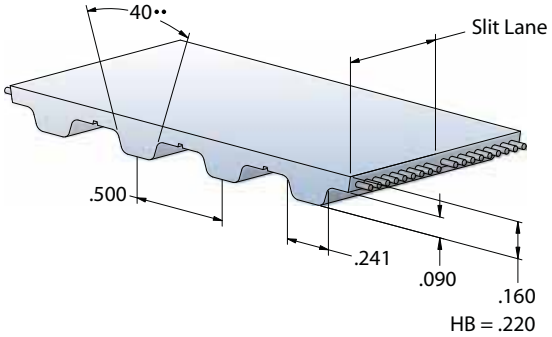

L .375" Pitch

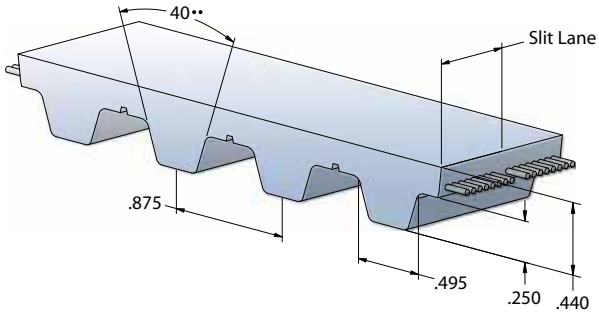

	XL	L	H*, H-HF*	XH
Standard Roll Length (m)	61	61	100	30.5
Min. Welded Belt Length (mm)	432	432	432 (100mm wide) 851 (150mm wide)	1022

NOTE:
All roll lenghts are +/- 1%
Non-standard lengths are available upon request.
*Heavy (High) Back option available on request.

AVAILABLE WIDTHS:						
Code	**(inch)**	**(mm)**	**XL**	**L**	**H, H-HF**	**XH**
025	1/4	6.36	x			
031	5/16	7.94	x			
037	3/8	9.53	x	x	x	
050	1/2	12.7	x	x	x	x
075	3/4	19.05	x	x	x	x
100	1	25.4	x	x	x	x
150	1 1/2	38.1	x	x	x	x
200	2	50.8	x	x	x	x
300	3	76.5		x	x	x
400	4	101.6		x	x	x
600	6	152.4			x	x

All belts are available in any width in between the minimum and the maximum listed width.

NOTE:
Some profiles and pitches are made to order.
Some backing or tensile cord options are made to order.
Please contact Gates Customer Service for availability.

T PITCH URETHANE LONG LENGTH BELTS

T5 5mm Pitch

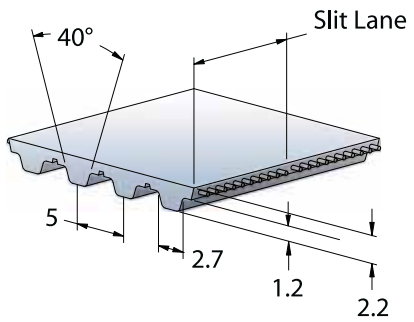

T10, T10-HF 10mm Pitch
WT10 10mm Pitch - from 150mm TO 450mm wide

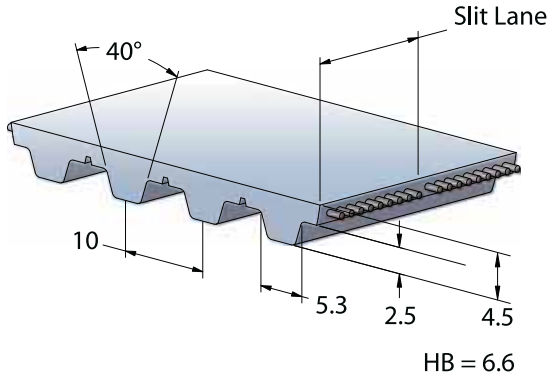

T20 20mm Pitch

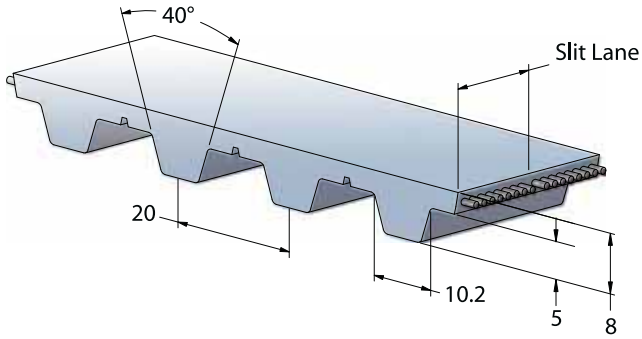

	T5	T10*, T10-HF*	T20
Standard Roll Length (m)	100	100	50
Min. Welded Belt Length (mm)	440 (50mm wide) 450 (150mm wide)	450 (100mm wide) 850 (150mm wide)	1000

NOTE:
All roll lenghts are +/- 1%
Non-standard lengths are available upon request.
*Heavy (High) Back option available on request.

AVAILABLE WIDTHS:			
(mm)	**T5**	**T10, T10-HF**	**T20**
6	x		
10	x	x	
12	x	x	
16	x	x	
20	x	x	x
25	x	x	x
32	x	x	x
50	x	x	x
75	x	x	x
100	x	x	x
150		x	x

All belts are available in any width in between the minimum and the maximum listed width.

AT PITCH URETHANE LONG LENGTH BELTS

AT5 and ATL5 5mm Pitch

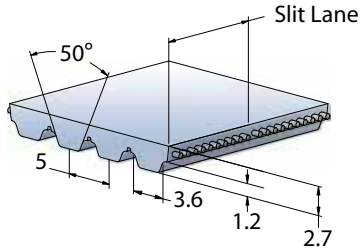

AT10, ATL10 and ATL10-HF 10mm Pitch

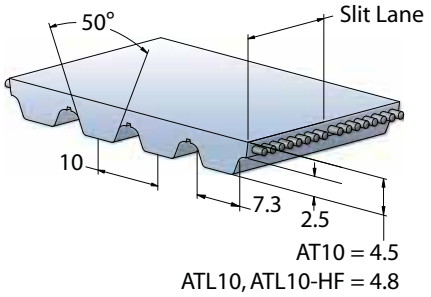

AT20 and ATL20 20mm Pitch

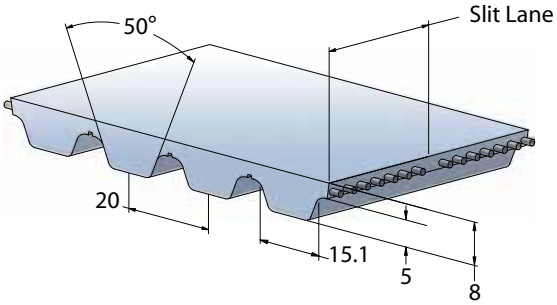

	AT5	ATL5	AT10	ATL10, ATL10-HF	AT20, ATL20
Standard Roll Length (m)	100	100	100	100	50
Min. Welded Belt Length (mm)	440	450	460 (100mm wide) 860 (150mm wide)	900	1000

NOTE:
All roll lenghts are +/- 1%
Non-standard lengths are available upon request.

AVAILABLE WIDTHS:				
(mm)	**AT5**	**ATL5**	**AT10, ATL10, ATL10-HF**	**AT20, ATL20**
6	x			
10	x	x		
12	x	x		
16	x	x	x	
20	x	x	x	
25	x	x	x	x
32	x	x	x	x
50	x	x	x	x
75	x	x	x	x
100	x	x	x	x
150		x	x	x

All belts are available in any width in between the minimum and the maximum listed width.

HTD AND STD PITCH URETHANE LONG LENGTH BELTS

5M (HTD5) 5mm Pitch

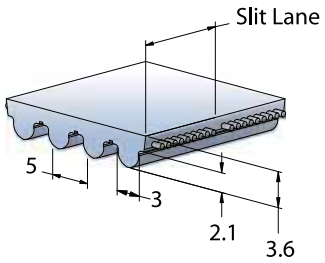

8M (HTD8) 8mm Pitch

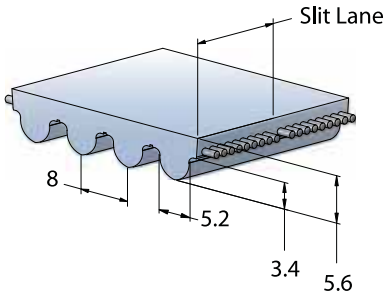

14M (HTD14), 14LM (HTDL14) 14mm Pitch

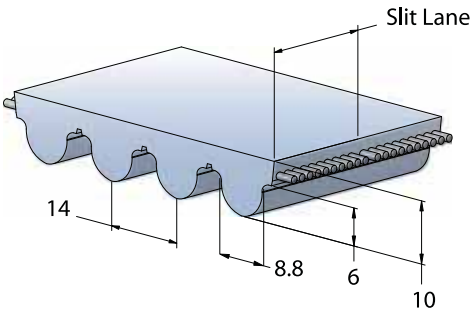

S5M (STD5) 5mm Pitch

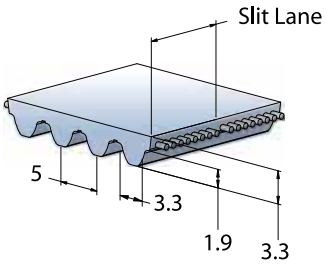

S8M (STD8) 8mm Pitch

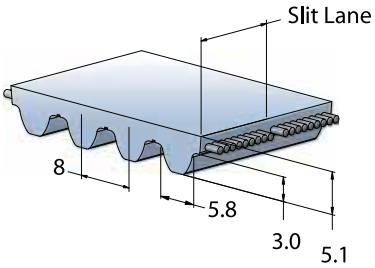

	5M	8M	14M, 14LM	STD5	STD8
Standard Roll Length (m)	100	100	50	100	100
Min. Welded Belt Length (mm)	450	456	100	450	456

NOTE:
All roll lenghts are +/- 1%
Non-standard lengths are available upon request.

AVAILABLE WIDTHS:					
(mm)	**HTD5**	**HTD8**	**HTD14, HTDL14**	**STD5**	**STD8**
5	x			x	
10	x	x		x	x
15	x	x		x	x
20		x			x
25	x	x	x	x	x
30		x			x
40			x		
50	x	x		x	x
55			x		
85	x*	x	x		x
100	x*	x	x		x
115			x		
150	x*	x**			
170			x		

All belts are available in any width in between the minimum and the maximum listed width.
*These widths are only available in HTD5 steel or HTD5 Steel with NB.
**This width is not available in HTD8 Kevlar.

URETHANE SPECIALTY BELTS

Custom urethane belting

Gates can provide a wide range of custom made and fabricated belting solutions for your material handling needs. Designed to meet your specific materials handling requirements whether in the food industry, bottling, packaging, paper, meat and poultry using a wide range of urethane belting and rubber belting and a multitude of back materials with customised profiles, Gates has your solution.

Some of the available modifications/feature are:
> Welded (endless) belts.
> Flex (truly endless) belts.
> Custom backings.
> Backing profiles.
> Self tracking belts (fabricated & integral V-guides).
> Fabricated backings.
> Wide belting for conveying.
> Food grade belting (FDA).
> Live roller belting.

For more information please contact Gates Customer Service or request a Gates urethane belt products catalogue.



GATES FOOD GRADE BELTING

FDA Approved polyurethane belting

Gates has a number of belting products that are specifically designed for the food handling market.

Products include:
PosiClean™ - Positive drive replacement for modular chain.
CentreClean™ - Self tracking synchronous belting suitable for troughed applications.
FlatClean™ - Flat FDA urethane belting.

Features:
> Sealed edges and tension members prevent ingress of microbes.
> Aramid tension members provide high strength, low stretch.
> Thickness controlled to exacting tolerances.
> Smooth surface allows cleaning to a microbiological level.
> Urethane material compatible with wash down environments.
> Oil resistant.
> USDA accepted for meat, poultry and dairy processing equipment.

Benefits:
> Reductions of in-process bacteria growth.
> Longer belt life due to minimal belt stretch.
> Reduced down time due to sanitation and belt failures.

For more information please contact Gates Customer Service or request a Gates Urethane belt products catalogue.







PosiClean™ Belting and Sprockets.

Synchronous Belts

COTTON CLEANER BELTS

Special application rubber synchronous belt with Kevlar® cords

Cotton Cleaner belts have a trapezoidal tooth profile and Kevlar® tensile cords.

Cotton Cleaner belts are specifically designed for use on cotton gin and inclined cleaner machines.

Construction

> Trapezoidal tooth profile.

> Kevlar® tensile cords.

Advantages

> Kevlar® tensile cords provide excellent shock load resistance.

> Long service life in harsh environments

> Twice the belt life or better

> Virtually eliminates downtime



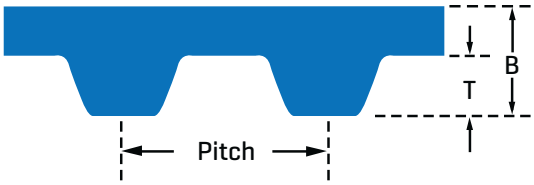

SECTIONAL & NOMINAL DIMENSIONS	Pitch (mm)	T (mm)	B (mm)
CCB	1 (25.4mm)	1.27	2.3

Belt Ref.	Pitch Length (mm)	No. of Teeth	Belt Width (mm)	Belt Weight (kg)
61CCB142K	1524	60	38.1 (1½")	0.61
63CCB165K	1600	63	38.1 (1½")	0.64
64CCB170K	1626	64	38.1 (1½")	0.65
65CCB175K	1651	65	38.1 (1½")	0.66

NOTE:
Also available in 63.5mm (2½") wide.
Lead times and minimum order quantities may apply.
Cotton Cleaner sprockets are Made To Order.

MICRO-V® AND CUSTOM BACKED

Rubber synchronous belt with Micro-V® and custom backings

Gates offer a range of PowerGrip® synchronous belts with various style backings including Micro-V® and custom compounds.

Micro-V® backings are used in synchronous applications that require synchronisation on one shaft and have the ability to run a pulley off the back of the belt, as in flour mill and some vacuum cleaner applications.

Construction

> Similar in construction to our standard PowerGrip® synchronous belts.

> Micro-V® backing.

> Neoprene body provide protection against grime, grease, oil and moisture.

> Fibreglass tensile cords.

> Tough nylon facing protects and reinforces the tooth surface.

Advantages

> Micro-V® allows for slip due to shock loads.

> No lubrication required.

> No need for constant re-tensioning.

Synchronous Belts

Belt Ref.	Belt Tooth Profile	Belt Pitch (mm)	Pitch Length (mm)	No. of Teeth	No. of Ribs on back of belt	Belt Width (mm)
1440-8M-24PK	HTD	8	1440	180	24	85.44
1552-8M-8PK	HTD	8	1552	194	8	28.48
1696-8M-8PK	HTD	8	1696	212	8	28.48
1760-8MGT-12PK	GT	8	1760	220	12	42.72
2400-8MGT-12PK	GT	8	2400	300	12	42.72
1778-14MGT-12PK	GT	14	1778	127	12	42.72
1552-S8M-16PK	STD	8	1552	194	16	56.96
1552-S8M-30PK	STD	8	1552	194	30	106.8

NOTE:
Belts may be available in different widths and sets.
If the belt required is not listed please contact Gates to assess availability.

CUSTOM COMPOUNDS AND BACKINGS

Gates PowerGrip® rubber belts can be made in various compounds to give them specific characteristics such as a different friction backing, non-marking and FDA (Food Grade). They can also be manufactured to different thicknesses to meet the requirements of the application.

NON-MARKING

FDA

LOW DURO (HIGH FRICTION)

POWERGRIP® 5MGT AND POLY CHAIN® 5MGT SPROCKETS

Use with 5MGT PowerGrip® GT® or Poly Chain® GT® belts.

2MGT and 3MGT pulleys available on request, please contact Gates Customer Service.

POWERGRIP® & POLYCHAIN® 5MGT SPROCKET ORDERING CODE IS COMPOSED AS FOLLOWS:	
P60-5MGT-15	
P	- PowerGrip® Sprocket
60	- 60 teeth
5MGT	- Pitch 5mm
15	- To suit belt width (mm)

Construction

> Smaller diameter sprockets are flanged.

> Constructions are Pilot Bore or suit a taper bush.

Advantages

> Precise sprocket design produces positive, press fit to shaft.

> Smaller, narrower sprockets save shaft space, keep the load closer to bearing and extend life of reducer.

> Sprockets are precision manufactured and static balanced.

5MGT

9mm and 15mm wide

Sprocket Designation	No. of Teeth	Bush No.	Diameters Pitch (mm)	Diameters Outside (mm)	Diameters Flange (mm)	Weight (kg)	Material
P18-5MGT-15PB	18	PB	28.65	27.51	35.18	0.12	S
P19-5MGT-15PB	19	PB	30.24	29.11	36.07	0.15	S
P20-5MGT-15PB	20	PB	31.83	30.68	38.35	0.15	S
P21-5MGT-15PB	21	PB	33.42	32.28	38.86	0.17	S
P22-5MGT-15PB	22	PB	35.01	33.88	38.86	0.17	S
P23-5MGT-15PB	23	PB	36.61	35.46	42.16	0.22	S
P24-5MGT-15PB	24	PB	38.20	37.06	45.21	0.24	S
P25-5MGT-15PB	25	PB	39.79	38.63	45.21	0.26	S
P26-5MGT-15PB	26	PB	41.38	40.23	48.26	0.27	S
P28-5MGT-15PB	28	PB	44.56	43.41	51.31	0.31	S
P30-5MGT-15PB	30	PB	47.75	46.61	54.10	0.36	S
P32-5MGT-15PB	32	PB	50.93	49.78	54.10	0.42	S
P34-5MGT-15PB	34	PB	54.11	52.96	60.33	0.48	S
P36-5MGT-15	36	1108	57.30	56.16	60.45	0.51	SS
P36-5MGT-15PB	36	PB	57.30	56.16	60.45	0.20	S
P38-5MGT-15	38	1108	60.48	59.33	66.29	0.71	SS
P38-5MGT-15PB	38	PB	60.48	59.33	66.29	0.25	S
P40-5MGT-15	40	1108	63.66	62.51	69.34	0.75	SS
P40-5MGT-15PB	40	PB	63.66	62.51	69.34	0.30	S
P44-5MGT-15	44	1108	70.03	68.88	78.49	0.42	SS
P45-5MGT-15PB	45	PB	71.62	70.49	78.49	0.95	S
P48-5MGT-15	48	1210	76.39	75.26	84.58	0.47	SS
P50-5MGT-15PB	50	PB	79.58	78.44	84.58	1.18	S
P52-5MGT-15	52	1210	82.76	81.61	90.68	0.60	SS
P56-5MGT-15	56	1610	89.13	87.99	96.77	0.62	SS
P60-5MGT-15	60	1610	95.49	94.36	102.62	0.91	SS
P64-5MGT-15	64	1610	101.86	100.71	105.16	1.07	SS
P68-5MGT-15	68	1610	108.23	107.09	114.81	1.23	SS
P72-5MGT-15	72	1610	114.59	113.44	118.62	1.45	SS
P80-5MGT-15	80	1610	127.32	126.19	-	1.58	SS
P90-5MGT-15	90	1610	143.24	142.09	-	2.10	SS
P112-5MGT-15	112	2012	178.25	177.11	-	3.78	SS

5MGT

25mm wide

Sprocket Designation	No. of Teeth	Bush No.	Diameters Pitch (mm)	Diameters Outside (mm)	Diameters Flange (mm)	Weight (kg)	Material
P18-5MGT-25PB	18	PB	28.65	27.51	35.18	0.17	S
P19-5MGT-25PB	19	PB	30.24	29.11	36.07	0.20	S
P20-5MGT-25PB	20	PB	31.83	30.68	38.35	0.22	S
P21-5MGT-25PB	21	PB	33.42	32.28	38.86	0.24	S
P22-5MGT-25PB	22	PB	35.01	33.88	38.86	0.26	S
P23-5MGT-25PB	23	PB	36.61	35.46	42.16	0.30	S
P24-5MGT-25PB	24	PB	38.20	37.06	45.21	0.34	S
P25-5MGT-25PB	25	PB	39.79	38.63	45.21	0.36	S
P26-5MGT-25PB	26	PB	41.38	40.23	48.26	0.36	S
P28-5MGT-25PB	28	PB	44.56	43.41	51.31	0.45	S
P30-5MGT-25PB	30	PB	47.75	46.61	54.10	0.50	S
P32-5MGT-25PB	32	PB	50.93	49.78	54.10	0.55	S
P34-5MGT-25PB	34	PB	54.11	52.96	60.33	0.61	S
P36-5MGT-25	36	1108	57.30	56.16	60.45	0.70	SS
P36-5MGT-25PB	36	PB	57.30	56.16	60.45	0.27	S
P38-5MGT-25	38	1108	60.48	59.33	66.29	0.86	SS
P38-5MGT-25PB	38	PB	60.48	59.33	66.29	0.33	S
P40-5MGT-25	40	1108	63.66	62.51	69.34	0.98	SS
P40-5MGT-25PB	40	PB	63.66	62.51	69.34	0.42	S
P44-5MGT-25	44	1108	70.03	68.88	78.49	0.52	SS
P45-5MGT-25PB	45	PB	71.62	70.49	78.49	1.23	S
P48-5MGT-25	48	1210	76.39	75.26	84.58	0.59	SS
P50-5MGT-25PB	50	PB	79.58	78.44	84.58	1.55	S
P52-5MGT-25	52	1210	82.76	81.61	90.68	0.77	SS
P56-5MGT-25	56	1610	89.13	87.99	96.77	0.80	SS
P60-5MGT-25	60	1610	95.49	94.36	102.62	0.98	SS
P64-5MGT-25	64	1610	101.86	100.71	105.16	1.15	GI
P68-5MGT-25	68	2012	108.23	107.09	114.81	1.30	GI
P72-5MGT-25	72	2012	114.59	113.44	118.62	1.49	GI
P80-5MGT-25	80	2012	127.32	126.19	-	2.01	GI
P90-5MGT-25	90	2012	143.24	142.09	-	2.80	GI
P112-5MGT-25	112	2012	178.25	177.11	-	4.82	GI

PB = Plain Bore (Pilot Bore)
Material: S - Steel, SS - Sintered Steel, GI - Grey Iron.
For peripheral speeds greater than 40 m/sec consult Gates.
For full dimensions and 3D models visit www.Gates.com/PartView

IDLER BRACKETS

Belt drives with fixed, or limited adjustment, centre distances require an alternative way to tension it. Gates idler brackets can be used to tension a belt from the inside or backside using the appropriate attachments.

DESIGN

Gates adjustable idler brackets are designed to be highly versatile, with two different means of adjustment. Adjustment can be made by pivoting the base flange about the bracket pivot point along the adjustment slot, or by pivoting the idler bracket arm on the base flange.

Advantages

> Double-adjustable (base and arm).

> Designed to accept Gates Idler Sprockets, Idler Bushings and Flat Idler Pulleys.

> Available with nickel plating for increased corrosion resistance.

> Ideal for conveyor drives with fixed centre distances.

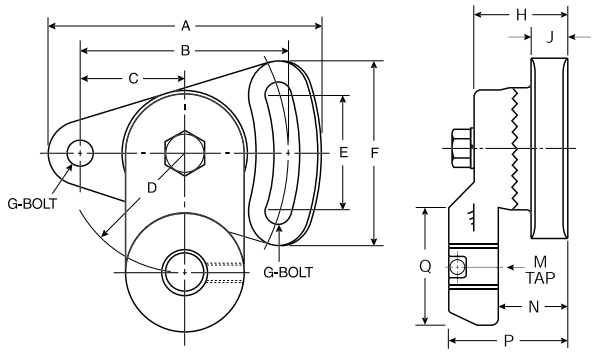

IDLER BRACKETS (Double Adjustable)															
Description	Use with	A (mm)	B (mm)	C (mm)	D (mm)	E (mm)	F (mm)	G (mm)	H (mm)	J (mm)	M (threads)	N (mm)	P (mm)	Q (mm)	Weight (kg)
05-IDL-BRAK	1610-IDL-BUSH	117.35	88.9	44.45	50.8	52.32	77.72	9.65	41.4	15.75	5/8" - 18	29.46	51.05	50.8	1.27
10-IDL-BRAK	8mm Pitch Idler Sprockets, 2012-IDL-BUSH,2517-IDL-BUSH, 20-IDL-BUSH (SK),	117.6	88.9	44.45	50.8	52.32	77.72	9.65	38.1	14.22	3/4" - 16	25.4	47.75	44.45	1.55
20-IDL-BRAK	14mm Pitch Idler Sprockets, 30-IDL-BUSH (SF), 40-IDL-BUSH	176.28	133.35	66.8	127	76.2	115.82	16	60.45	25.4	1" - 14	41.4	74.68	69.85	5.09

NICKEL PLATED IDLER BRACKETS (Double Adjustable)															
Description	Use with	A (mm)	B (mm)	C (mm)	D (mm)	E (mm)	F (mm)	G (mm)	H (mm)	J (mm)	M (threads)	N (mm)	P (mm)	Q (mm)	Weight (kg)
NP-10-IDL-BRAK	8mm Pitch Idler Sprockets, 2012-IDL-BUSH, 2517-IDL-BUSH, 20-IDL-BUSH (SK)	117.6	88.9	44.45	50.8	52.32	77.72	9.65	38.1	14.22	3/4" - 16	25.4	47.75	44.45	1.55
NP-20-IDL-BRAK	14mm Pitch Idler Sprockets, 30-IDL-BUSH (SF), 40-IDL-BUSH	176.28	133.35	66.8	127	76.2	115.82	16	60.45	25.4	1" - 14	41.4	74.68	69.85	5.09

IDLER SPROCKETS – POLY CHAIN® GT® AND POWERGRIP® GT®

Idlers can be used to take up extra belt length and provide adjustment for tensioning belt drives. Idler pulleys and sprockets can alter belt paths and clear obstructions.

Construction

Gates Idler Sprockets contain sealed ball bearings and an integral shaft for mounting to our adjustable idler brackets.

Advantages

> Range for both Poly Chain® GT® Carbon™ and PowerGrip® GT® belts.

> Lubrication and maintenance are not required.

> 8MGT 12 and 21mm versions available with Nickel Plating for improved corrosion resistance.

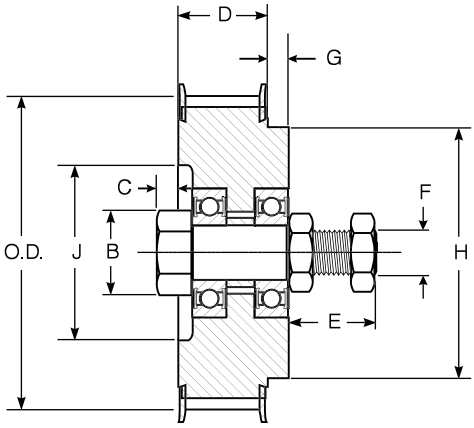

POLY CHAIN® GT® IDLER SPROCKETS

Description	Use with	Size Designation	Belt Width (mm)	No. of Teeth	Outside Dia. (mm)	B Ref. (mm)	C (mm)	D (mm)	E Ref. (mm)	F (Threads)	G Ref. (mm)	H (mm)	J (mm)	Weight (kg)
12-IDL-SPRK	8mm Pitch Poly Chain GT Carbon belts	8M-32S-12	12	32	79.88	31.75	12.70	21.59	39.62	3/4" - 16	23.88	69.85	-	1.73
21-IDL-SPRK		8M-32S-21	21	32	79.88	31.75	12.70	31.50	39.62	3/4" - 16	14.22	69.85	-	1.76
36-IDL-SPRK		8M-36S-36	36	36	90.07	48.51	19.05	47.24	41.40	3/4" - 16	-	-	-	2.34
62-IDL-SPRK		8M-36S-62	62	36	90.07	48.51	19.05	73.91	42.93	3/4" - 16	17.53	79.50	-	4.40
20-IDL-SPRK	14mm Pitch Poly Chain GT Carbon belts	14M-30S-20	20	30	130.89	64.77	25.40	34.54	57.15	1" - 14	25.40	111.25	-	5.70
37-IDL-SPRK		14M-30S-37	37	30	130.89	64.77	25.40	52.32	57.15	1" - 14	6.35	111.25	-	6.12
68-IDL-SPRK		14M-34S-68	68	34	148.72	85.85	14.22	84.58	57.15	1" - 14	25.40	123.95	110.24	11.83
90-IDL-SPRK		14M-34S-90	90	34	148.72	85.85	7.87	106.68	57.15	1" - 14	25.40	123.95	110.24	14.63
125-IDL-SPRK		14M-34S-125	125	34	148.72	85.85	4.83	143.00	57.15	1" - 14	27.69	123.95	110.24	16.57

POWERGRIP® GT® IDLER SPROCKETS

Description	Use with	Size Designation	Belt Width (mm)	No. of Teeth	Outside Dia. (mm)	B Ref. (mm)	C (mm)	D (mm)	E Ref. (mm)	F (Threads)	G Ref. (mm)	H (mm)	J (mm)	Weight (kg)
20-SPK2-IDL	8mm Pitch PowerGrip GT3 belts	P32-8MGT-20	20	32	80.11	31.75	12.70	31.50	39.62	3/4" - 16	14.22	69.85	-	0.50
30-SPK2-IDL		P36-8MGT-30	30	36	90.30	48.51	19.05	47.24	41.40	3/4" - 16	-	-	-	0.91
40-SPK2-IDL	14mm Pitch PowerGrip GT3 belts	P30-14MGT-40	40	30	130.89	64.77	25.40	52.32	57.15	1" - 14	6.35	111.25	-	5.45
55-SPK2-IDL		P34-14MGT-55	55	34	148.72	85.85	14.22	84.58	57.15	1" - 14	25.40	123.95	110.24	7.09

FLAT IDLER PULLEY

Idlers can be used to take up extra belt length and provide adjustment for tensioning belt drives. Idler pulleys and sprockets can alter belt paths and clear obstructions.

Construction

Flat Idler Pulleys contain sealed ball bearings and an integral shaft for mounting to our adjustable idler brackets.

Advantages

> Lubrication and maintenance are not required.

> Suitable for a range of synchronous and V-belts.

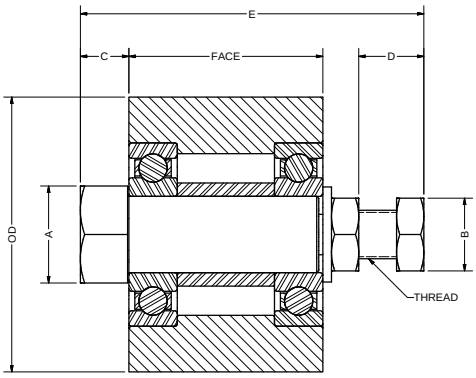

FLAT IDLER PULLEY ORDERING CODE IS COMPOSED AS FOLLOWS:	
4.25X1.25-IDL-FLAT	
4.25	- Outside diameter (inch)
1.25	- Face width (inch)
IDL-FLAT	- Flat Idler Pulley

FLAT IDLER PULLEY												
Description	Use with Synch. belt		Use with V-belt	Outside Dia. (mm)	Face Width (mm)	A (mm)	B (mm)	C (mm)	D (mm)	E (mm)	Threads	Weight (kg)
	Pitch	Width										
4.25X1.25-IDL-FLAT	8mm, L, H	Up to 21mm	1-2 Rib SPZ/XPZ or 3V/3VX, 1 Rib A/AX	107.95	31.75	28.70	28.70	16.26	33.02	95.25	3/4" - 16	2.36
4.25X2.00-IDL-FLAT	8mm, L, H	Up to 38mm	3-4 Rib SPZ/XPZ or 3V/3VX, 2 Rib A/AX	107.95	50.80	38.10	28.70	16.00	33.53	114.30	3/4" - 16	3.41
4.25X3.00-IDL-FLAT	8mm, L, H	Up to 62mm	5-6 Rib SPZ/XPZ or 3V/3VX, 3 Rib A/AX	107.95	76.20	38.10	28.70	19.05	33.53	143.00	3/4" - 16	4.82
4.25X4.00-IDL-FLAT	8mm, L, H	Up to 85mm	8 Rib SPZ/XPZ or 3V/3VX, 4 Rib A/AX	107.95	101.60	38.10	28.70	19.05	33.53	168.40	3/4" - 16	6.18
6.50X1.75-IDL-FLAT	14mm	Up to 20mm	1 Rib B/BX	165.10	44.45	50.80	38.10	26.42	49.78	144.53	1" - 14	7.77
6.50X2.75-IDL-FLAT	14mm	Up to 55mm	2-3 Rib B/BX	165.10	69.85	50.80	38.10	3.30	53.34	144.53	1" - 14	10.45
6.50X4.25-IDL-FLAT	14mm	Up to 90mm	4-5 Rib B/BX	165.10	107.95	60.45	38.10	3.30	50.29	179.32	1" - 14	15.00
6.50X5.75-IDL-FLAT	14mm	Up to 125mm	6 Rib B/BX	165.10	146.05	60.45	38.10	25.15	50.29	236.47	1" - 14	20.45
6.50X7.50-IDL-FLAT	14mm	Up to 170mm	8 Rib B/BX	165.10	190.50	60.45	38.10	25.40	50.29	284.23	1" - 14	25.91

IDLER BUSHINGS

Gates Idler Bushings allow for a standard V-belt pulley or synchronous belt sprocket to be converted into a free-spinning idler. Available in a few Taper-Lock® and QD bush sizes.

Construction

Idler bushings contain sealed ball bearings and an integral shaft for mounting to our adjustable idler brackets.

Advantages

> Designed for use with our Idler Brackets.

> Turn standard V-belt pulley or synchronous belt sprocket into a free-spinning idler/ tensioner.

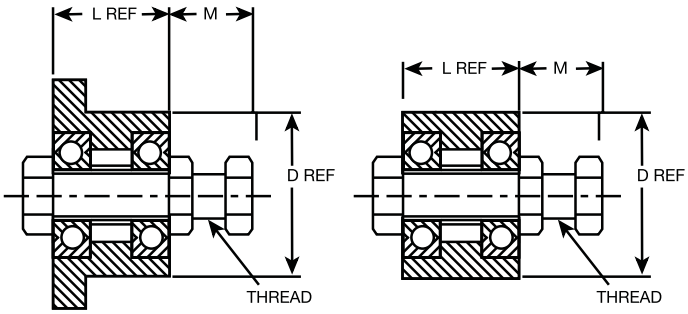

IDLER BUSHINGS						
(Integral shafts included)						
Description	**Use with Bracket**	**D Ref. (mm)**	**L Ref. (mm)**	**M (mm)**	**Threads**	**Weight (kg)**
1610-IDL-BUSH	5-IDL-BRAK	57.15	25.40	35.05	5/8" - 18	0.59
2012-IDL-BUSH	10-IDL-BRAK	69.85	31.75	39.62	3/4" - 16	1.05
2517-IDL-BUSH*	10-IDL-BRAK	85.85	44.45	39.62	3/4" - 16	1.77
20-IDL-BUSH (SK)	10-IDL-BRAK	71.37	49.28	36.58	3/4" - 16	1.86
30-IDL-BUSH (SF)	20-IDL-BRAK	79.50	52.83	54.10	1" - 14	2.91
40-IDL-BUSH (E)	20-IDL-BRAK	97.28	69.85	55.63	1" - 14	3.91

NOTE:
*This 2517 bush is an imperial version with UNC threads. It is only suitable for use with USA specification sprockets and pulleys that take a 2517 bush.

EUROGRIP® FLEXIBLE COUPLINGS

The designer's choice

Electronic speed controls are increasingly being used in industry. In response to this requirement, Gates has developed a flexible coupling range covering standard motor sizes. Gates EuroGrip® flexible couplings consist of rubber sleeve and two metal end pieces. The design of Gates EuroGrip® flexible couplings is unique, with its OGEE lines allowing the coupling to act as a torque/ life indicator for the drive.

Gates EuroGrip® flexible couplings are available in sizes 19, 28, 42, 48 and 60 and are bored to a suit taper brush or a plain bore and keyway.

Gates EuroGrip® flexible couplings have high vibration damping capacity, which makes them especially suitable for direct drive applications in pumps and compressors. Their high compliance is especially appreciated by designs of speed control systems, where resonance can be a problem. The zero backlash characteristics result in high positioning accuracy and repeatability, suitable for a wide range of applications in the linear actuator market.

Identification

Unique OGEE lines on the sleeve are an indicator of torque and product life.

Construction

Sleeves are made of a high-performance elastomeric compound. The sleeve design allows the coupling to act as a predictable fuse in the system.

> End pieces are made of a high-grade aluminum to reduce weight and inertia. The aluminium end pieces are anodised to increase wear resistance and strength. Available either with finished bore and keyway or to suit a taper brush.

> Temperatures range from -25°C to +100°C.

Advantages

> High vibration damping - damping increases with load, which will prevent resonance.

> Low noise levels and quiet in operation

> Zero backlash and consequently, high positioning accuracy.

> Easy to install and to replace. Can be inspected without stopping the drive. Built-in safety measure: the driven machine will stop when the coupling fails.

> High tolerance of combinations of radial and angular misalignment.

> Durable.

> Low inertia.

> Compact design.

> Light weight.

EUROGRIP® FLEXIBLE COUPLINGS

SLEEVE DIMENSIONS					
Coupling Size Code	Nominal Shaft (mm)	Sleeve OD (mm) [A]	Sleeve Length (mm) [B]	Sleeve Weight (g)	Coupling Total Length (mm) [C]
19	19	46	28	35	48
28	28	77	38	125	60
42	42	102	48	250	80
48	48	126	58	450	94
60	60	150	65	750	105

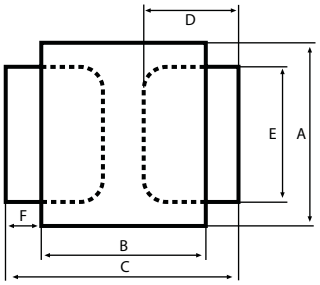

The principal dimensions of a EuroGrip® sleeve are the outside diameter, the sleeve length and the total coupling length. Gates EuroGrip® couplings are made in sizes 19, 28, 42, 48 and 60.

END PIECE DIMENSIONS							
Coupling Size Code	Back Fixed Taper Bush	Front Fixed Taper Bush	End Piece Length (mm) [D]	Shoulder Diameter (mm) [E]	Shoulder Thickness (mm) [F]	Over Tooth Diameter (mm)	Weight with MPB (g)
19[1]	MPB(2)	MPB(2)	22	42	9	36	50
28	1108	1008	28	72	11	62	200
42	1615	1215	38	96	16	84	550
48	2017	1615	45	118	18	104	1000
60	2517	2017	50	136	20	120	1350

(1) Size 19 available with a bore and key only.

All other EuroGrip® couplings (sizes 28, 42, 48 and 60) available with a bore and key or to suit a taper bush. Size 28 with 1108 taper bush requires a shallow key.

(2) MPB = Minimum Plain Bore.

NOTE:
End pieces are keyed according to ISO.
Bore is to tolerance H7 fit (ISO). End pieces are also available with unfinished bore.

EUROGRIP® PART NUMBERS				
Coupling	Part	Part Number	Part	Part Number
19	Sleeve 19mm bore end piece MPB end piece	**9901-51901** **9902-01919** **9902-01900**	14mm bore end piece	**9902-01914**
28	Sleeve End Piece for taper bush - back fixed (1108) End Piece for taper bush - front fixed (1008)	**9901-52801** **9902-02801** **9902-02802**	24mm bore end piece 28mm bore end piece MPB end piece	**9902-02824** **9902-02828** **9902-02800**
42	Sleeve End Piece for taper bush - back fixed (1615) End Piece for taper bush - front fixed (1215)	**9901-54201** **9902-04201** **9902-04202**	38mm bore end piece 42mm bore end piece MPB end piece	**9902-04238** **9902-04242** **9902-04200**
48	Sleeve End Piece for taper bush - back fixed (2017) End Piece for taper bush - front fixed (1615)	**9901-54801** **9902-04801** **9902-04802**	48mm bore end piece MPB end piece	**9902-04848** **9902-04800**
60	Sleeve End Piece for taper bush - back fixed (2517) End Piece for taper bush - front fixed (2017)	**9901-56001** **9902-06001** **9902-06002**	55mm bore end piece 60mm bore end piece MPB end piece	**9902-06055** **9902-06060** **9902-06000**

DRAFTGUARD®

Anti-rotation device

Fan drives can rotate backwards when they are turned off, generally by reason of air movement across the fan blades. Draftguard® anti-rotation device secures the drive from spinning backwards during maintenance operations as well as protects the entire system from extreme shock loads during start-up, causing unnecessary wear of the motor components, drive frame and potential belt breakage.

Construction

Designed with mounting holes for bushings including Taper-Lock® (3020, 3525, 3535, 4030) and QD® (E, F and J) commonly found on ACHE belt drive systems.

Advantages

> Maintenance-free bearings greased-for-life assembly.

> Small investment to mitigate risk to employees and equipment.

Metal Products

DRAFTGUARD®		
Item Number	**Description**	**Weight (kg)**
7814-0004	Draftguard Kit Includes Clutch, Flange Assembly & Torque Arm	9.09
7814-0006	Draftguard clutch	3.68
7814-0003	Draftguard flange assembly	0.91
7814-0005	Draftguard torque arm	0.91
7814-0001	Draftguard spacer - 3020	0.41
7814-0002	Draftguard spacer - 3525/3535/4030	0.68
7814-0007	Draftguard locking ring	0.77

CLAMPING PLATES FOR LONG LENGTH BELTING

Metal clamping plates for synchronous belting

Use with synchronous long-length belting including Poly Chain® GT® Carbon™, PowerGrip® GT®2, Synchro-Power®, PowerGrip® HTD® and PowerGrip®.

Clamping Plates are available in the following pitches.

Pitch	Belt Type
2MR	PowerGrip® GT®
3MR	PowerGrip® GT®
5MR	PowerGrip® GT®
8MR	PowerGrip® GT®
8MGT	Poly Chain® GT® Carbon™
14MGT	Poly Chain® GT® Carbon™
T5	Synchro-Power®
T10	Synchro-Power®
AT5	Synchro-Power®
AT10	Synchro-Power®
5M	PowerGrip® HTD® & Synchro-Power®
8M	PowerGrip® HTD® & Synchro-Power®
14M	PowerGrip® HTD® & Synchro-Power®
XL	PowerGrip® & Synchro-Power®
L	PowerGrip® & Synchro-Power®
H	PowerGrip® & Synchro-Power®

Construction

Standard material is aluminium. Other materials can be supplied if required.

Advantages

> Clamping plates allow maximum clamping strength for long-length belting used in linear drives.

> Bolts are included.

NOTES:
Clamping Plates are Made-To-Order. Contact Gates Customer Service for availability.

GATES MAINTENANCE TRAINING

Preventive Maintenance Training



Gates offers Preventive Maintenance Training to assist in achieving the best performance from your belt drives and keeping downtime and maintenance at a minimum.

The most common causes of poor belt life are improper maintenance and improper installation. The course aims to ensure that these causes are illustrated to provide trouble free drives and increase your uptime.

THE COURSE COVERS THE FOLLOWING:

> Belt identification
> Belt construction
> Belt matching
> Belt drive problems
> Pulley and belt inspection
> Guard maintenance
> Shutdown procedures
> Drive installation and alignment
> Belt tensioning techniques
> Re-tension periods
> Training on the use of tension and laser alignment tools
> Troubleshooting failure modes

Duration of course = 3 – 4 hrs.
Max 12 per class.

INCREASE UPTIME WITH PROPER MAINTENANCE

An effective preventive maintenance program keeps your facility running safely and at optimum capacity.

Properly maintained belt drives can be your most cost-effective and reliable power transmission solution. Industrial belt drive performance is negatively impacted by many factors:

IMPROPER DRIVE MAINTENANCE 42%
ENVIRONMENTAL FACTORS 15%
IMPROPER INSTALLATION 20%
POOR DESIGN 20%
IMPROPER HANDLING 2%
DEFECTIVE COMPONENTS 1%

Eliminate any of these factors having an impact on your productivity!

Attend the Gates Preventive Maintenance Seminar.

SOURCE:
Gates Industrial Belt and Drive Preventive Maintenance Manual

Over 60% of belt drive failures are caused by improper drive maintenance or installation.

GATES MAINTENANCE KITS

Preventive Maintenance Tool Kit



Optimum belt drive performance is not achieved via guess work, you need the right tools for the job.

Gates most popular Maintenance Tool Kit [GIBMAINT-3] allows any belt drive to be accurately installed and maintained. It includes the premium 508C Sonic Tension Meter and EZ Align® Green laser alignment tool. The Pulley Wear Gauges allow for quick V-belt pulley condition inspections.

The aluminium tension plates can be installed on the drive or guard to ensure belt details and tensioning data are always on hand.

Three other kit versions are available with different components included to suit your requirements and budget.

MAINTENANCE KIT 1

Item Code - GIBMAINT-1

1 x Hard carry case with foam liner
1 x Gates 508C Sonic Tension Meter
1 x Gates AT-1 Laser Alignment Tool
1 x Gates 15kg Single Barrel Tension Tester
1 x Gates 30kg Double Barrel Tension Tester
1 x Gates Belt and Pulley Gauges
2 x Gates Aluminium Tension Plates
2 x Gates Tension Stickers
1 x Gates Steel Ruler
1 x Gates Measuring Tape
1 x Gates Pocket Tension Guide

MAINTENANCE KIT 2

Item Code - GIBMAINT-2

Same as Kit 1 minus the 508C Sonic Tension Meter

MAINTENANCE KIT 3

Item Code - GIBMAINT-3

1 x Hard carry case with foam liner
1 x Gates 508C Sonic Tension Meter
1 x Gates EZ Align® Green Laser Alignment Tool
1 x Gates 15kg Single Barrel Tension Tester
1 x Gates 30kg Double Barrel Tension Tester
1 x Gates Belt and Pulley Gauges
2 x Gates Aluminium Tension Plates
2 x Gates Tension Stickers
1 x Gates Steel Ruler
1 x Gates Measuring Tape
1 x Gates Pocket Tension Guide

MAINTENANCE KIT 4

Item Code - GIBMAINT-4

Same as Kit 3 minus the 508C Sonic Tension Meter

Empty cases are also available to keep your existing tools safe and organised.

GATESK1 – Suits Maintenance Kit 1 & 2 components

GATESK2 – Suits Maintenance Kit 3 & 4 components

508C SONIC TENSION METER

High accuracy belt tensioning device



Item Code - 7420-0508

The 508C Sonic Tension Meter can easily be operated by one person for fast, accurate readings on all types of synchronous and V-belt drive systems. Use the standard cord sensor to reach inside cramped compartments where conventional methods would be impossible.

This small, light and user friendly meter features:

> Output readings measurable in hertz, pounds, kilograms and newtons.

> Improved frequency range from 10-5000 hertz.

> Variable frequency range filters.

> Auto gain control automatically adjusts meter sensitivity.

> 20 memory registers for belt contents.

> LCD screen with back light.

Optional Sensors:

1. **Standard cord sensor (7420-0206)**
   Long and flexible for hard to reach places.

2. **Flat Flexible Sensor (7420-0205)**
   – Included with 7420-0508
   Bend to required shape for convenient one-hand operation.

3. **Inductive Sensor (7420-0212)**
   Magnetic, for noisy or windy environments. Magnets included.

4. **Replacement Magnets (7420-1212)**
   To be used with 7420-0212.

EZ ALIGN® GREEN LASER ALIGNMENT TOOL

High accuracy belt drive aligning device



Item Code - 7420-3000

Gates EZ Align® Green precision laser alignment device allows a single person to quickly and easily align a belt drive.

The green laser is 10x brighter than the previous red laser design allowing for much easier use in bright areas.

Gates EZ Align® Green tool uses powerful laser line technology for maximum angular accuracy on belt drives up to 7.6 metres in centre distance.

> Fast and easy.

> Shows parallel and angular misalignment simultaneously.

> More accurate and efficient than any other laser tool or method.

> Reduces vibration and belt noise.

> Prolongs belt and pulley life.

> Suitable for both V-belt and synchronous belt drives.

> For both horizontally and vertically mounted drives.

> Alignment can be adjusted by one operator.

> New design includes stronger magnetic brackets to hold the tool more firmly in place.

> LED torch now included in the end of the Laser unit of this new design.

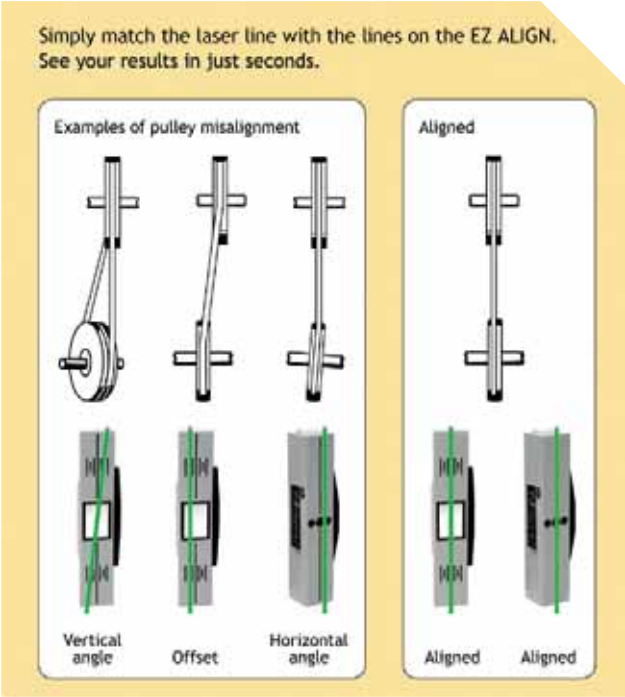

LED TORCH



Maintenance Products & Services

BIRD™ - BELT INSTALLATION + ROTATION DEVICE

Innovative safety device to protect operaters from injury



Item Code - 7420-1001

Gates have developed the belt installation and rotation device BIRD™ to minimise finger and hand injuries due to hands getting caught in pinch points during routine installation and maintenance. While a drive is shut down and locked out, the BIRD safely facilitates a rotational inspection of a drive.

Prior to the launch of the BIRD™, in order to inspect or install a drive, personnel would pull on the belt or grab the edges of the pulley or sprocket to turn the drive. Regardless of the care taken, this procedure is inherently dangerous — a split second leads to a hand or finger pulled into a pinch point.

> Keeps hands and fingers away from pinch points, reducing the potential for injury.

> Provides a more ergonomic way to rotate belt drives.

> Switchable on/off magnets allow for easy installation and removal of the BIRD™.

> Durable case to protect the BIRD™ when not in use.



MAINTENANCE PRODUCTS

Replacement Targets
Item Code - LASERTARGET

AT-1 LASER ALIGNMENT TOOL

Item Code - 7401-10010

This tool can be used to align both V-belt and synchronous belt drives. It can show both parallel and angular misalignment between the pulleys.

V-BELT & PULLEY GAUGES

Item Code - 7401-0015

Gates colour coded V-belt and pulley gauges provide a simple solution for detecting worn pulleys and identifying V-belt cross sections.

The pulley wear gauges fit standard industrial grooves, identifying excessive wear before it leads to premature belt failure.

TENSION TESTERS

Item Codes - Single Barrel - 15kg (7401-0076)
Double Barrel - 30kg (7401-0075)

Gates has available two tension testing tools for use in the servicing of belt drives.

The single barrel (15kg) and the double barrel (30kg) tester can be used to accurately measure the tension of individual or joined belts upon installation or during maintenance.

Using the tension tester ensures that correct tension is maintained and is repeatable. This will yield not only a longer service life but a predictable one, enabling scheduled replacement rather than breakdown replacement.

INDUSTRIAL BELT MEASURER

Item Code - 7401-10001

Gates belt measurer can be mounted on your wall to easily find the inside length of a V-belt. It provides an accurate measure of all belt sizes between 600mm to 4100mm. When used in conjunction with our belt and pulley gauges belt identification is simple.

TENSION PLATES & STICKERS

Item Codes - Plates (496-1997)
Stickers (496-5008)

No more guessing tensions or wondering what the correct belt should be. Gates can supply all your drive critical information on adhesive backed aluminium plates or stickers that can be attached right onto the machine.

With the plate and sticker specifying which belt, how many and the tensioning data, incorrect belt installation is avoided.

ENGINEERING TECHNICAL SERVICES



Gates field team members are available to work with you on site to provide solutions for any new drives or belt drive problems you are currently experiencing.

We can visit and survey your entire site/plant, offering:

> Drive design expertise

> On-site drive performance evaluations

> Laser alignment

> Belt tensioning

> Drive operating condition analysis

> Belt failure analysis

> Solutions for special application requirements

> Recommendations and solutions

BELT DRIVE DESIGN SOFTWARE

DESIGN FLEX® PRO™

Gates Design Flex® Pro™ software is the ideal tool for checking existing and designing new belt drives.

Fast and Easy

With as little as 6 pieces of data you can instantly generate a report providing you with the capacity and accurate tensioning details for your belt drive.

If you are trying to modify an existing, or design a completely new drive, then just select the desired belt types, enter in the required parameters and you will have a list of all possible drive options. All you need to do then is select the solution that best suits your requirements.

The detailed design reports generated can easily be printed or saved as a PDF and emailed to clients or staff.

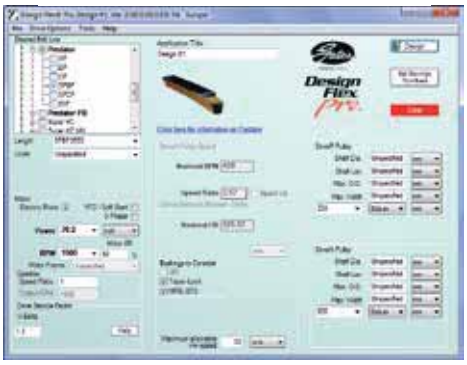

Download FREE from www.Gates.com/DesignFlex

DESIGN FLEX® MOBILE

Gates Design Flex® Mobile software has been created for designers on the move. Design Flex® Mobile is based on Design Flex® Pro™ but is available to be used on mobile devices anywhere with internet access.

Design Flex® Mobile can be used to check the capacity of an existing drive and calculate belt tensioning data. Detailed drive reports can also be emailed directly from the software.

www.Gates.com/DFmobile

DESIGN IQ™

Gates Design IQ™ software provides a blank canvas for designing multi-point and complex serpentine drives.

You can enter the drive details in minutes then quickly and easily tweak the design to meet your requirements. Once the design is finalised you can create a PDF of the design specifications to email or print.

Design IQ™ can design single and double-sided V-belt and synchronous belt drives.

Design IQ™ is useful for designing belt drives with little adjustment or fixed centre distances. Slotted and pivoted idlers can be used to calculate required belt lengths.

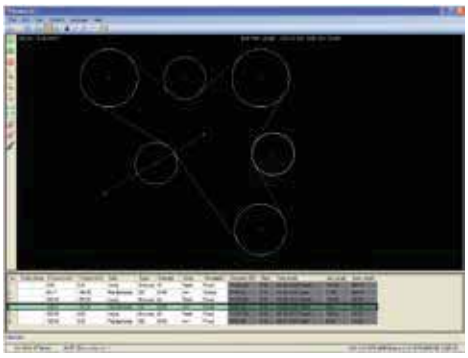

Download FREE from www.Gates.com/DesignIQ

TECHNICAL INFORMATION AND TIPS

V-BELT LENGTHS AND SELECTION

It is not always possible to measure the length noted in the part number of a belt in the field. When selecting and finding equivalent belts in the field the easiest way to do this is by measuring the inside or outside length. You can then use the following as a guide to locate the closest belt size.

CLASSICAL SECTION BELTS

The part description of a classical section belt includes the inside length, eg. A30 refers to 30 inches inside length. The following table shows the difference in inches between the inside and outside length of a classical section belt. Measure the outside length of a classical belt and subtract the below measurement to find the inside length. eg. An A section belt that measures 32 inches outside length is an A30.

Belt Section	Z	A	B	C	D	E
Difference between the inside & outside length	1" (25.4mm)	2" (50.8mm)	3" (76.2mm)	4" (101.6mm)	5" (127mm)	6" (152.4mm)

NARROW SECTION BELTS

Measure the outside length of the belt (mm) and find the closest belt size using the effective or datum length (mm) found in the size lists for the appropriate belt section.

SPZ and 3V are equivalent in cross-section so look in both size listings to find the closest match.

SPB and 5V are equivalent in cross-section so look in both size listings to find the closest match.

NOTE:
To find equivalent narrow or classical belt, choose a belt with the same datum length shown in this catalogue.

eg. A B130 Hi-Power® II belt is the same length as an SPB3350 Super HC® belt because they both have a datum length of 3350mm.

MATCHING SYSTEMS

Uniset and V80®
Uniset and V80® are the Gates match-free systems for V-belts. Belts that are part of these systems are made so that no matching of belts is required. The Uniset system meets or exceeds the ISO 4184 standard and the V80® system meets or exceeds the RMA standards, IP-20 for classical section and IP-22 for narrow section. All belts that are part of this system once tensioned and run-in will even out and equally share the load.

PREDATOR® MATCHING SYSTEM

Predator® belts have a matching system which must be used on multiple belt drives. This applies to both Single and Powerband® versions of Predator® belts. Predator® belts are marked with a match/group number between 46 to 54 and each belt on a drive must have the same match/ group number. Each matching number refers to a length tolerance range. The limited stretch characteristic of the Predator® belts make it necessary to match them in this way. If matched belts are not used then it will severely impact performance and life.

MINIMUM RECOMMENDED PULLEY/ SPROCKET DIAMETERS

Power transmission belt minimum recommended pulley/sprocket diameters are shown below. If sizes smaller than these are used belt life will be severely reduced.

SYNCHRONOUS IDLER SIZE RECOMMENDATIONS			
	Minimum O.D. of Sprockets/Idlers		
Belt Section		Inside	Flat backside
	Teeth	(mm)	(mm)
POLY CHAIN® GT® CARBON™			
5MGT	18	28.65	40
8MGT	22	56.02	80
14MGT	28	124.78	165
POWERGRIP® GT®3			
2MGT	12	7.64	10
3MGT	16	15.28	19
5MGT	18	28.65	32
8MGT	22	56.02	80
14MGT	28	124.78	165
POWERGRIP® HTD®			
3M	10	9.55	19
5M	14	22.28	32
8M	22	56.02	80
14M	28	124.78	165
20M	34	216.45	280
POWERGRIP®			
MXL	10	6.47	13
XL	10	16.17	27
L	10	30.32	50
H	14	56.60	80
XH	18	127.34	165
XXH	18	163.72	241
SYNCHRO-POWER®			
T2.5	12	9.55	20
T5	10	15.92	30
T10	14	44.56	80
T20	12	76.39	120
AT5	15	23.87	60
AT10	15	47.75	120
AT20	18	114.59	180
5M, STD5	14	22.28	60
8M, STD8	20	50.93	120
14M	28	124.78	200
XL	10	16.25	29
L	10	30.25	61
H	14	56.65	80
XH	18	127.75	150

NOTE:
Double-sided belts have the same minimum recommendations as the single-sided versions.

MINIMUM RECOMMENDED PULLEY/ SPROCKET DIAMETERS

Power transmission belt minimum recommended pulley/sprocket diameters are shown below. If sizes smaller than these are used belt life will be severely reduced.

V-Belt Idler Size Recommendations		
Belt Section	Minimum O.D. of Pulleys/Idlers Inside (mm)	Flat backside (mm)
HI-POWER® II		
Z	60	90
A	80	110
B	112	160
C	160	220
D	300	350
E	500	600
TRI-POWER®		
AX	56	110
BX	80	160
CX	150	220
HI-POWER® DUBL-V		
AA	80	60
BB	112	95
CC	229	150
SUPER HC®		
SPZ/ 3V	71	120
SPA	100	160
SPB/ 5V	160	250
SPC	250	350
8V	315	445
QUAD-POWER® III		
XPZ/ 3VX	56	85
XPA	80	120
XPB/ 5VX	112	168
XPC	180	270

V-Belt Idler Size Recommendations		
Belt Section	Minimum O.D. of Pulleys/Idlers Inside (mm)	Flat backside (mm)
PREDATOR®		
AP	80	110
BP	112	160
CP	160	220
SPBP/ 5VP	160	250
SPCP	250	400
3VP	71	120
8VP	315	445
TRUFLEX® & POWERATED®		
2L (0)	21	27
3L (1 & 67)	38	50
4L (2 & 68)	64	83
5L (3 & 69)	89	116
MICRO-V®		
J (PJ)	21	32
L (PL)	76	115
M (PM)	178	267
POLYFLEX® & POLYFLEX® JB®		
3M-JB	17	46
5M-JB	26	74
7M-JB	42	125
11M-JB	67	163
ROUND ENDLESS		
Short Life or Intermittent Use - 8 x Belt diameter		
Long Life or Continuous Use - 16 x Belt diameter		

BELT OPERATING TEMPERATURES

The following table lists the operating temperature ranges for different belt types.

Belt Type	Temperature Range
Hi-Power® II & Truflex®	-35°C up to +60°C
Predator®, Super HC®, Micro-V® & PoweRated®	-35°C up to +80°C
Quad-Power® 4	-50°C up to +130°C
Tri-Power®, Super HC® MN	-57°C up to +121°C
Rubber Synchronous belts (PowerGrip® Ranges)	-30°C up to +100°C
Polyflex® & Polyflex® JB®	-54°C up to +85°C
Poly Chain® GT® Carbon™	-54°C up to +85°C
Synchro-Power® belts and belting	-5°C up to +70°C

When belts are used in temperatures outside of this range the belt life is severely reduced.

For operating temperatures outside of these ranges please contact Gates Customer Service for recommendations. Ph: +61 3 9797 9688

PULLEY SPECIFICATIONS

V-belt pulley groove specifications are available in our Preventive Maintenance Manual, available from www.GatesAustralia.com.au/PTMaintenance.

This covers the groove sizes, spacing and angles for ranges of diameters. Note that belts of equivalent cross sections, eg. SPZ and 3V, may have a different pulley groove spacing (pitch) for Powerband® versions which are not interchangeable.

To monitor pulley wear use the pulley gauges shown in the tools section of this catalogue.

BELT TENSION

All V-belt and synchronous belt drives need to be tensioned to the Gates specifications. Operating outside these specifications can severely impact belt life, performance and efficiency.

With the drive information it is possible to calculate the tension requirements using the Gates design software or Gates design manuals. General tensioning specifications for properly designed V-Belt drives can be found in the Gates Preventive Maintenance Manual or in the Tension Pocket Guide. To apply the correct tension specifications use the tensioning tools listed in the tools section.

CONSIDERATIONS FOR OPERATING ENVIRONMENTS

For applications/environments that exhibit slippage, debris and contamination, Gates recommends the use of a wrapped construction V-belt such as Hi-Power II®, Super HC® or Predator®.

Examples: Timber saws, crushers and vacuum pumps.

Notched and raw-edged V-belts (Tri-Power® and Quad-Power® 4) have no protection to those environments or conditions. As such these belts are suitable to well-guarded and clean environments that exhibit minimal slippage.

Examples: Air compressors, fans, heating and ventilation equipment.

Drives in environments with high moisture, chemical or oil contamination can severely impact belt performance. Using glass fibre corded belts such as PowerGrip® belts should be avoided as it can degrade the tensile cords. Kevlar® or Carbon corded belts are more suited to these environments. Many chemicals will react and degrade the rubber used in V-belt and synchronous belts. Belt materials should be selected with considerations to the chemicals involved. Belts made of polyurethane (Poly Chain® GT® Carbon™, Polyflex® and Synchro-Power®) provide greater compatibility in these environments. Pulley/sprocket material may also need to be taken into consideration. Consult Gates in regard to which products best suit your application.

DRIVE DESIGN REQUEST FORM

INDUSTRIAL POWER TRANSMISSION

Unchain Productivity.

When requesting or designing a belt drive, use this form to collect the relevant details.

NOTE: It is always helpful to complete a drive design for existing drives especially if it is experiencing short belt life or other issues. You can easily see whether it is under rated or under-tensioned for the application.

BLUE details are required to complete a drive design.

Date: _____ Reference: _____

Customer: _____ Ph: _____

Company: _____ Fax: _____

Email: _____ Mob: _____

APPLICATION	
Name or Description	
Hours of use per day	

EXISTING DRIVE DETAILS			
Belt/Chain Description			
DriveR Pulley Size		**DriveN Pulley Size**	

CENTRE DISTANCE		
Minimum (mm)	**Nominal (mm)**	Maximum (mm)

Is the CD adjustable? _____ if no, is an idler acceptable? _____

INPUT (DriveR)			
Power (kW)	**DR Speed (rpm)**	**DR Shaft Size**	
Gearbox Ratio		GB Output Speed (rpm)	
Is this drive DOL (Direct On Line)?		If so, measure amps drawn and advise DOL load (kw)	

OUTPUT (DriveN)			
Speed Ratio	**or**	**DN Speed (rpm)**	**DN Shaft Size**

ADDITIONAL INFORMATION

DRIVE RESTRICTIONS:			
DriveR Max OD		DriveN Max OD	
DriveR Max Width		DriveN Max Width	

AMBIENT CONDITIONS:			
Temperature		Moisture	
Abrasives		Oil/Chemicals	
Weather		Other	
Description			

NOTE: - FOR MULTI-SHAFT DRIVES PLEASE ATTACH A DETAILED SKETCH (X,Y CO-ORDINATES WHERE POSSIBLE)

NOTES

NOTES

POWERING PROGRESS™

OTHER MARKETING MATERIALS AVAILABLE FROM GATES RANGE

High Performance Power Transmission Brochure
496-3023

Industrial Synchronous Belt Drive Failure Poster
496-3017

Industrial V-belt Drive Failure Poster
496-3018

V-belt Tensioning Information Card
TENSION-CARD

Industrial Belt and Drive Preventive Maintenance Catalogue
E2-20087

Grounds Maintenance Equipment Catalogue
431-2061

Gates Agricultural Belt Programme 2015 Catalogue
E2-20142

ALL BROCHURES AND CATALOGUES ARE AVAILABLE ELECTRONICALLY AT:

www.GatesAustralia.com.au/PTcatalogues

GATES LIMITED WARRANTY

GATES WARRANTS THAT ITS POWER TRANSMISSION PRODUCTS WILL BE FREE FROM DEFECTS IN MATERIALS AND WORKMANSHIP FOR THE LIFE OF THE PRODUCT. IF THE PRODUCT DOES NOT MEET THIS STANDARD, GATES WILL REPAIR OR REPLACE THE PRODUCT FREE OF CHARGE.

PLEASE NOTE THAT THIS WARRANTY IS CUSTOMER'S EXCLUSIVE REMEDY AND DOES NOT APPLY IN THE EVENT OF MISUSE OR ABUSE OF THE PRODUCT. GATES DISCLAIMS ALL OTHER WARRANTIES (EXPRESS OR IMPLIED) INCLUDING THE IMPLIED WARRANTIES OF FITNESS FOR A PARTICULAR PURPOSE AND MERCHANTABILITY.

FOR FURTHER DETAILS OF THE GATES WARRANTY, PLEASE SEE **WWW.GATESAUSTRALIA.COM.AU/GATESWARRANTY.**

WARRANTY PROCESS:

PROCEDURE FOR CLAIMING GATES WARRANTY:

a) THE CUSTOMER MUST RETURN THE PRODUCT TO THEIR PLACE OF PURCHASE (´SUPPLIER´) AS SOON AS THE WARRANTY CLAIM ARISES

b) THE GOODS MUST BE PROVIDED ALONG WITH THE ORIGINAL INVOICE/PURCHASE RECEIPT, RECEIPTS ASSOCIATED WITH ANY RELATED EXPENCES, AND A WRITTEN DESCRIPTION OF THE FAULT.

c) THE SUPPLIER WILL CONTACT GATES CUSTOMER SERVICE DEPARTMENT (PER CONTACT DETAILS BELOW) TO LODGE THE WARRANTY CLAIM ON BEHALF OF THE CUSTOMER, AND WILL BE PROVIDED A WARRANTY CLAIM NUMBER (CALLED A PRR NUMBER) WHICH WILL ALLOW THE TRACEABILITY OF THE CLAIM THROUGH THE PROCESS.

   GATES AUSTRALIA CUSTOMER SERVICE DEPARTMENT DETAILS:

   BY EMAIL: SOUTHPACSALES@GATES.COM

   BY PHONE: 03 9797 9688

d) THE SUPPLIER WILL BE ASKED TO RETURN THE GOODS (CLEARLY MARKED WITH THE ALLOCATED PRR NUMBER) ALONG WITH ANY RELEVANT DOCUMENTATION (INCLUDING INVOICES, RECEIPTS, AND DESCRIPTION OF FAULT) FOR ASSESSMENT, AND WILL BARE THE ASSOCIATED COSTS OF TRANSIT.

e) GATES WILL ASSESS THE PRODUCTS AND PROVIDE A FORMAL RESPONSE WITHIN 30 DAYS OF RECEIVING THEM. IN SOME INSTANCES, IT WILL BE NECESSARY FOR THE PRODUCTS TO BE SENT TO OVERSEAS GATES AFFILIATES FOR FURTHER TESTING AND ASSESSMENT. IN SUCH INSTANCES, THE RESPONSE PERIOD MAY BE EXTENDED.

f) UPON COMPLETION OF THE ASSESSMENT, GATES AUSTRALIA WILL ADVISE THE SUPPLIER OF THE OUTCOMES OF WARRANTY CLAIM.



POWERING PROGRESS™

496-1010

2018